TAI-TECH Advanced Electronics Co., Ltd.

TAI-TECH

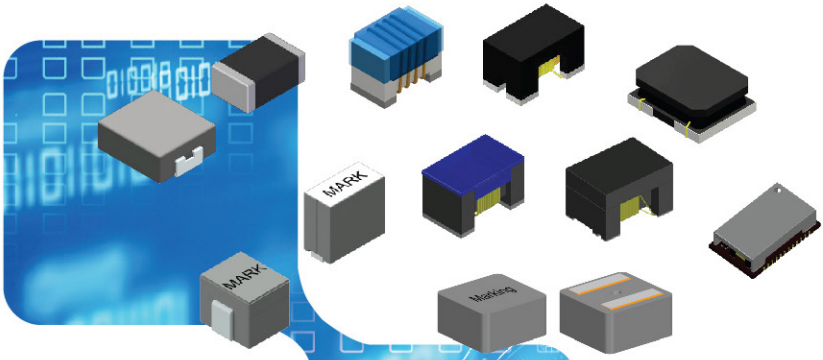


Sci.&Tech
Innovation



# EMI SUPPRESSION FILTERS
# CHIP INDUCTORS/COILS
# HI-CURRENT POWER INDUCTORS

2025 Catalog

西 北 臺 慶 科 技 股 份 有 限 公 司

# CONTENTS



- Please visit our website: www.tai-tech.com.tw for the latest specification.
- Detailed Specifications are available upon request.
- Customized specifications are available , please contact TAI-TECH for the details.
- 最新規格可瀏覽網站： www.tai-tech.com.tw
- 詳細規格可在需求時提供
- 特殊規格可開發，詳情請洽西北臺慶

■ **EMI Suppression Filters : Beads, Common Mode Filter**

| Description | Model | P/N | Package Size | Impedance Range (ohm) | Rated Current (mA) | *OP Temp. | Page |
|---|---|---|---|---|---|---|---|
| Ferrite Chip Beads |  | FCM | 1005K,M | 30 – 1000 | 50 – 300 | 125 | 39 |
| | | | 1608K,H,C | 10 – 2000 | 150 – 700 | 125 | 42 |
| | | | 2012K,H,C,N | 7 – 2000 | 250 – 900 | 125 | 46 |
| | | | 3216K | 26 – 600 | 400 – 900 | 125 | 50 |
| High Current Ferrite Chip Beads |  | HCB | 1005P,K,M | 10 – 220 | 1500 – 3000 | 125 | 53 |
| | | | 1608Z,K | 26 – 600 | 1000 – 6000 | 125 | 55 |
| | | | 2012K | 30 – 600 | 1000 – 3000 | 125 | 57 |
| | | | 3216K | 30 – 600 | 1000 – 3000 | 125 | 59 |
| | | | 4516K | 60 – 80 | 3000 – 6000 | 125 | 61 |
| | | | 4532K,M | 80 – 1300 | 3000 – 6000 | 125 | 63 |
| | | HFZ | 1005P | 10 – 600 | 1000 – 4000 | 125 | 65 |
| | | | 1606C,Z | 8.5 – 22 | 8000 | 125 | 67 |
| | | | 1608P | 30 – 1000 | 1500 – 5000 | 125 | 69 |
| | | | 2012P | 30 – 1000 | 1600 – 8500 | 125 | 71 |
| | | | 3216P | 30 – 1000 | 2000 – 12500 | 125 | 73 |
| Ultra High Current Ferrite Beads |  | BPH | 322521 | 35 | 21000 | 125 | 75 |
| | | | 323023 | 40 | 21000 | 125 | 75 |
| | | | 403022 | 40 | 20000 | 125 | 76 |
| | | | 403025 | 47 –53 | 24000-35000 | 125 | 76 |
| | | | 853025 | 100 | 30000 | 125 | 77 |
| Ferrite Chip Bead Array |  | FCA-K | 3216 | 30 – 1000 | 150 – 500 | 125 | 78 |
| Chip Common Mode Filter |  | MCF | 0605 | 12 – 90 | 100 | 85 | 80 |
| | | | 0806 | 12 – 90 | 100 | 85 | 80 |

Note: Operating Temperature
180: -55℃~+180℃,150: -55℃~+150℃, 125: -55℃(-40℃)~+125℃, 105: -40℃~+105℃,85: -40℃~+85℃

■ **EMI Suppression Filters : Common Mode Chokes,Balun.**

| Description | Model | P/N | Package Size | Impedance Range (ohm) | Rated Current (mA) | *OP Temp. | Page |
|---|---|---|---|---|---|---|---|
| Common Mode Chokes |  | WCM | 1210 | 60 – 200 | 120-250 | 125 | 82 |
| | | | 1608 | 22 – 250 | 400-550 | 125 | 84 |
| | | | 2012 | 67 – 1000 | 100 – 400 | 125 | 86 |
| | | | 2520 | 300-1000 | 200-400 | 85 | 89 |
| | | | 3216 | 90 – 2200 | 200 – 400 | 125 | 91 |
| | | | 3225 | 90 – 1000 | 400 – 1000 | 125 | 94 |
| | | | 4015 | 100-2200 | 1100-3100 | 105 | 96 |
| | | | 4532HI | 90 – 2800 | 900 – 4000 | 125 | 98 |
| | | | 4532 | 80 – 800 | 1000 – 3000 | 125 | 101 |
| | | | 7060 | 70 – 1300 | 3000 –15000 | 125 | 103 |
| | | HDMI | 2012 | 67 – 90 | 300 – 400 | 125 | 105 |
| | | HSF | 1210 | 15 – 90 | 200 – 400 | 125 | 107 |
| | | | 1210-U4 | 1.9 –90 | 300 – 400 | 125 | 110 |
| | | HSF-H | 2012 | 30 – 120 | 300 – 400 | 125 | 112 |
| |  | TCM (3 lines) | 322512 | 160 – 500 | 200 – 500 | 125 | 114 |
| |  | ACM | 321620S | 51 | 200 | 105 | 116 |
| | | | 3225F | 500 – 1000 | 1500 – 2000 | 85 | 117 |
| | | | 3225D | 500-1000 | 800-2000 | 150 | 118 |
| | | | 3225T | 11 – 100 uH | 200 – 300(CANFD) | 150 | 120 |
| | | | 4532N-D | 11 – 100 uH | 200 – 360 | 150 | 122 |
| |  | DCM | 321620S | 55-60uH | 200 | 105 | 124 |
| | | | 3532S | 80uH | 200 | 125 | 126 |
| |  | WCM | 5025 | 250 – 1500 | 1500 –1500 | 125 | 127 |
| | | | 5040 | 190 – 3000 | 500 –5000 | 125 | 129 |
| | | | 7060 | 70 –3000 | 900 –15000 | 125 | 130 |
| | | | 9070 | 300 –3000 | 3000 –6000 | 125 | 133 |
| | | | 1211 | 230 –2700 | 1500 –10000 | 125 | 135 |
| Balun Filters |  | BCM | 2012 | - | - | 125 | 137 |

Note: Operating Temperature
180: -55℃~+180℃,150: -55℃~+150℃, 125: -55℃(-40℃)~+125℃, 105: -40℃~+105℃,85: -40℃~+85℃

# Products

■Inductors : Chip Inductors ,Wire Wound Inductors,Transponder Inductors.

| Description | Model | P/N | Package Size | Inductance Range (uH) | Rated Current(mA) | *OP Temp. | Page |
|---|---|---|---|---|---|---|---|
| Multilayer Chip Inductors |  | FCI | 1005 | 1.00 – 2.20 | 10 – 15 | 105 | 140 |
| | | | 1608 | 0.047 – 10.00 | 15 – 50 | 105 | 141 |
| | | | 201209/12 | 0.047 – 10.00 | 15 – 300 | 105 | 143 |
| | | | 3216 | 1.00 – 10.00 | 25 – 100 | 105 | 145 |
| Wire Wound Inductors |  | SWF-LF | 1608 | 0.047 – 10.00 | 270 – 1500 | 125 | 146 |
| |  | SWF-CF/RIF | 1608 PLF | 0.047 – 10.00 | 200 – 1500 | 125 | 148 |
| | | | 2012 PLF | 0.078 – 47.00 | 180 – 2000 | 125 | 150 |
| | | | 1608 PRF | 0.10 – 22.00 | 200 – 1700 | 125 | 152 |
| | | | 2012PRF | 0.10 – 22.00 | 240 – 1900 | 125 | 153 |
| | | | 1608 RIF | 0.10 – 22.00 | 200 – 1700 | 125 | 154 |
| | | | 2012 RIF | 0.10 – 22.00 | 240 – 1900 | 125 | 155 |
| | | | 1608 CF | 0.047 – 10.00 | 180 – 1400 | 125 | 156 |
| | | | 2012 CF | 0.47 – 33.00 | 145 – 750 | 125 | 158 |
| | | | 2520 CF | 1.00 – 33.00 | 236 – 1000 | 125 | 160 |
| | | | 3225 CF | 1.00 – 680 | 76 – 1200 | 125 | 161 |
| |  | SNL-C | 252018 | 1.00 – 33.00 | 120 – 475 | 125 | 162 |
| | | | 322522 | 1.00 – 33.00 | 70 –1000 | 125 | 163 |
| | | | 453232 | 1.00 – 1000 | 70 –1300 | 125 | 164 |
| | | SNL-Q | 252018 | 0.01 – 100 | 60-530 | 125 | 166 |
| | | | 322522 | 0.01 – 150 | 65-450 | 125 | 168 |
| | | | 453232 | 1.00 – 1000 | 55-600 | 125 | 170 |
| Multilayer Chip Inductor For High Frequency |  | HCI | 0603FQ | 0.6 – 120(nH) | 80 – 1000 | 105 | 172 |
| | | | 1005FQ | 1.0 – 360(nH) | 80 – 1000 | 105 | 174 |
| | | | 1608 | 1.0 – 220(nH) | 300 | 105 | 176 |
| Wire Wound Inductors for High Frequency |  | SWI | 0402 | 1.2 – 120(nH) | 50 –640 | 125 | 178 |
| | | | 0402HF | 2.20 – 56(nH) | 340 – 2530 | 125 | 180 |
| | | | 0603 | 2.00 – 390(nH) | 100 – 700 | 125 | 182 |
| | | | 0603PHF | 2.00 – 390(nH) | 100 – 700 | 125 | 184 |
| | | | 0805U | 2.80 – 1200(nH) | 170 – 800 | 125 | 186 |
| | | | 0805PHF | 2.00 – 1000(nH) | 170 – 800 | 125 | 188 |
| | | | 1008 | 10 – 10000(nH) | 170 – 1000 | 125 | 190 |
| | | | 1210F | 8.2 – 6800(nH) | 230 – 1000 | 125 | 192 |

Note: Operating Temperature
180: -55℃~+180℃,150: -55℃~+150℃, 125: -55℃(-40℃)~+125℃, 105: -40℃~+105℃,85: -40℃~+85℃

# Products

■Inductors :Multilayer Chip Power Inductors, Sealed Type High Current Power Inductors.

| Description | Model | P/N | Package Size | Inductance Range (uH) | Irms (A) | Isat (A) | *OP Temp. | Page |
|---|---|---|---|---|---|---|---|---|
| Multilayer Chip Power Inductors |  | CPI | 160809 | 0.33 – 2.20 | 0.35 – 0.90 | - | 105 | 194 |
| | | | 201210 | 0.47 – 4.70 | 0.70 – 1.20 | - | 105 | 195 |
| | | | 201610 | 0.47 – 4.70 | 0.90 – 1.60 | - | 105 | 196 |
| |  | FCH | 160808 | 1.00 – 4.70 | 1.00 – 1.70 | - | 105 | 197 |
| |  | MPI | 160809M/S | 1.00 – 4.70 | 0.35 – 1.00 | - | 105 | 198 |
| | | | 201210M/S | 1.00 – 4.70 | 0.80 – 1.40 | - | 105 | 200 |
| | | | 201610M/S | 1.00 – 4.70 | 0.85 – 1.40 | - | 105 | 202 |
| Sealed Type High Current Power Inductors |  | DFP | 201612NF | 0.33 – 2.20 | 1.50 – 3.90 | 2.00 – 4.70 | 125 | 204 |
| | | | 252010BF | 0.24 – 2.20 | 1.80 – 3.60 | 2.40 – 4.80 | 125 | 205 |
| |  | | 3010EF | 0.47 – 10.00 | 0.90 – 4.10 | 1.10 – 5.40 | 125 | 205 |
| | | | 322510BF | 0.47 – 10.00 | 0.90 – 4.00 | 1.20 – 5.00 | 125 | 205 |
| | | | 4010EF | 0.47 – 10.00 | 1.10 – 3.50 | 1.00 – 4.30 | 125 | 206 |
| |  | UHP | 160808TF | 1.00 – 10.00 | 0.30 – 1.15 | 0.21 – 0.80 | 125 | 206 |
| | | | 201208TF | 1.00 – 10.00 | 0.38 – 1.50 | 0.35 – 1.20 | 125 | 207 |
| |  | | 201210RF | 1.00 – 10.00 | 0.60 – 2.10 | 0.32 – 1.10 | 125 | 207 |
| | | | 201610NF | 0.47 – 22.00 | 0.30 – 2.60 | 0.43 – 3.00 | 125 | 207 |
| | | | 252012BF | 0.47 – 22.00 | 0.50 – 3.70 | 0.56 – 4.00 | 125 | 209 |
| Sealed Type Power Inductors |  | AHP | 201608RA | 0.33 – 10.00 | 0.80 – 3.50 | 0.90 – 6.00 | 125 | 209 |
| | | | 201610CB | 0.47 – 10.00 | 0.90 – 4.00 | 1.30-7.30 | 125 | 209 |
| | | | 201610FA | 0.33 – 4.70 | 1.60 – 5.50 | 1.60 – 5.50 | 125 | 210 |
| | | | 201610RA | 0.33 – 10.00 | 0.80 – 5.10 | 1.00 – 5.50 | 125 | 210 |
| | | | 201612CB | 0.33 – 10.00 | 0.90 – 4.50 | 1.60 – 7.60 | 125 | 210 |
| |  | | 252008RA | 0.33 – 4.70 | 1.20 – 3.90 | 1.50 – 4.80 | 125 | 211 |
| | | | 252010CB | 0.33 – 10.00 | 1.00 – 5.30 | 1.40 – 8.60 | 125 | 211 |
| | | | 252010FA | 0.33 – 4.70 | 1.70 – 5.30 | 1.70 – 8.00 | 125 | 212 |
| | | | 252012CB | 0.33 – 10.00 | 1.20 – 5.70 | 1.50 – 9.00 | 125 | 212 |
| | | | 252012FA | 0.33 – 3.30 | 1.40 – 5.50 | 1.50 – 8.00 | 125 | 213 |
| | | | 252012RA | 0.33 – 22.00 | 0.60 – 5.10 | 0.80 – 7.00 | 125 | 213 |
| |  | | 3010CB | 0.36 – 10.00 | 1.10 – 5.50 | 2.20 –10.50 | 125 | 214 |
| | | | 3012CB | 0.33 – 10.00 | 1.30 – 6.40 | 2.20 – 11.00 | 125 | 214 |
| | | | 3012HF | 0.47 – 10.00 | 1.40 – 5.20 | 1.50 – 7.50 | 125 | 214 |
| |  | | 3015CB | 0.47 – 10.00 | 1.60 – 5.80 | 2.90 – 12.00 | 125 | 215 |
| | | | 3020CB | 0.47 – 22.00 | 1.10 – 6.10 | 2.40 – 13.00 | 125 | 215 |
| | | | 322512CB | 0.47 – 33.00 | 0.70 – 5.20 | 1.00 – 8.00 | 125 | 215 |
| | | | 4010HF | 0.47 – 10.00 | 1.40 – 4.50 | 1.80 – 8.00 | 125 | 216 |
| | | | 4012HF | 0.47 – 10.00 | 1.60 – 6.00 | 2.00 – 10.00 | 125 | 216 |
| | | | 4012CB | 0.47 – 10.00 | 1.80 – 5.80 | 2.40 – 10.00 | 125 | 216 |

| | | | | | | | | |
|---|---|---|---|---|---|---|---|---|
| | | | 4015CB | 0.47 – 33.00 | 1.10 – 7.00 | 1.50 – 11.30 | 125 | 216 |
| | | | 4020CB | 0.36 – 22.00 | 1.40 – 8.40 | 2.50 – 20.00 | 125 | 217 |

Note: Operating Temperature
180: -55℃~+180℃,150: -55℃~+150℃, 125: -55℃(-40℃)~+125℃, 105: -40℃~+105℃,85: -40℃~+85℃

■Inductors : Sealed Type Wire Wound Inductors.

| Description | Model | P/N | Package Size | Inductance Range (uH) | Irms (A) | Isat (A) | *OP Temp. | Page |
|---|---|---|---|---|---|---|---|---|
| Sealed Type Power Inductors |  | HPC | 160809TF | 1.00 – 10.00 | 0.25 – 0.90 | 0.20 – 0.80 | 125 | 220 |
| | | | 201610BM | 0.33 – 8.20 | 0.80 – 4.60 | 0.70 – 3.30 | 125 | 220 |
| | | | 201612BM | 0.47 – 10.00 | 0.78 – 4.20 | 0.65 – 3.10 | 125 | 220 |
| | | | 252010BM | 0.47 – 15.00 | 0.80 – 3.00 | 0.62 – 3.30 | 125 | 221 |
| | | | 252012BM | 0.33 – 22.00 | 0.80 – 5.20 | 0.63 – 4.80 | 125 | 221 |
| | | | 3010BM | 1.00 – 33.00 | 0.60 – 3.40 | 0.45 – 2.40 | 125 | 221 |
| | | | 3012BM | 0.47 – 33.00 | 0.80 – 5.20 | 0.61 – 4.80 | 125 | 222 |
| | | | 3015BM | 0.47 – 33.00 | 0.85 – 3.70 | 0.57 – 4.30 | 125 | 222 |
| | | | 322512BM | 0.47 – 22.00 | 0.80 – 4.50 | 0.60 – 4.00 | 125 | 222 |
| | | | 322517BM | 0.47 – 68.00 | 0.40 – 4.50 | 0.40 – 4.50 | 125 | 223 |
| | | | 322522BM | 0.47 – 68.00 | 0.37 – 4.20 | 0.37 – 4.20 | 125 | 223 |
| | | | 4010BM | 1.00 – 22.0 | 0.80 – 3.50 | 0.53 – 2.80 | 125 | 224 |
| | | | 4012BM | 0.47 – 47.0 | 0.65 – 5.50 | 0.48 – 5.00 | 125 | 224 |
| | | | 4018BM | 0.47 – 8.20 | 1.32 – 5.50 | 1.55 – 6.00 | 125 | 224 |
| | | | 4020BM | 1.00 – 100.00 | 0.35 – 3.80 | 0.50 – 4.60 | 125 | 225 |
| | | | 4030NF | 0.68 – 22.00 | 1.00 – 4.60 | 1.30 – 6.80 | 125 | 225 |
| | | | 5020NF | 1.00 – 47.00 | 0.70 – 4.10 | 0.70 – 5.00 | 125 | 225 |
| | | | 5030NF | 0.47 – 100.00 | 0.75 – 8.00 | 0.77 – 10.00 | 125 | 226 |
| | | | 5040NF | 0.47 – 220.00 | 0.55 – 9.00 | 0.62 – 12.00 | 125 | 226 |
| | | | 6020NF | 1.00 – 33.00 | 1.30 – 4.50 | 1.20 – 6.20 | 125 | 227 |
| | | | 6028NF | 1.00 – 100.00 | 0.72 – 5.20 | 0.80 – 5.75 | 125 | 227 |
| | | | 6045NC | 0.36 – 680.00 | 0.30 – 9.00 | 0.45 – 18.00 | 125 | 228 |
| | | | 8040NC | 1.00 – 680.00 | 0.60 – 8.50 | 0.55 – 13.80 | 125 | 228 |

■Power Inductors

| Description | Model | P/N | Package Size | Inductance Range(uH) | IDC(A) | Isat (A) | *OP Temp. | Page |
|---|---|---|---|---|---|---|---|---|
| Power Inductors |  | FPI | 0302BM | 0.33 – 470.00 | 0.09 – 4.00 | – | 125 | 229 |
| | | | 0403BM | 1.00 – 100.00 | 0.22 – 4.00 | – | 125 | 230 |
| | | | 0503BM | 1.50 – 33.00 | 1.40 – 4.10 | – | 125 | 230 |
| | | | 0504BM | 1.00 – 100.00 | 0.60 – 3.50 | – | 125 | 230 |
| | | | 0703BM | 10.00 – 330.00 | 0.28 – 1.44 | – | 125 | 231 |
| | | | 0705BM | 3.30 – 470.00 | 0.34 – 4.60 | – | 125 | 231 |

Note: Operating Temperature
180: -55℃~+180℃,150: -55℃~+150℃, 125: -55℃(-40℃)~+125℃, 105: -40℃~+105℃,85: -40℃~+85℃

■Hi-Current Vertical Power Inductors, Molding Type High Current Power Inductor

| Description | Model | P/N | Package Size | Inductance Range(uH) | Irms (A) | Isat (A) | *OP Temp. | Page |
|---|---|---|---|---|---|---|---|---|
| Vertical and Coupled Inductors |  | TLMC | 136011S | 0.09 – 0.15 | 90.0 | 123.0 – 137.0 | 125 | 232 |
| |  | TLMV | 116799S | 0.15 – 0.40 | 35.0 – 55.0 | 50.0 – 90.0 | 125 | 233 |
| | | | 116910H | 0.15 | 45.0 – 55.0 | 110.0 – 120.0 | 125 | 233 |
| | | | 117210H | 0.40 | 40.0 | 65.0 | 125 | 233 |
| |  | TAME | 504060S | 0.085 | 50.0 – 54.0 | 80.0 – 93.0 | 125 | 235 |
| | | | 735060S | 0.060 – 0.085 | 57.0 – 62.0 | 82.0 – 110.0 | 125 | 235 |
| | | | 805060P4 | 0.085 | 50.0 – 54.0 | 80.0 – 93.0 | 125 | 235 |
| | | | 107360P4 | 0.060 – 0.085 | 68.0 – 74.0 | 88.0 – 105.0 | 125 | 235 |
| | | | 114275P4 | 0.085 | 32.0 – 35.0 | 85.0 – 95.0 | 125 | 235 |
| | | | 108060P8 | 0.030 – 0.085 | 50.0 – 54.0 | 104.0 – 125.0 | 125 | 236 |
| |  | THFD | 3822S | 0.68 – 3.30 | 96.0 – 154.0 | 124.0-420.0 | 125 | 237 |
| | | | 5022S | 2.20 | 125 | 420.0 | 125 | 237 |
| |  | TTMA | 0778P4 | 0.82 – 22.00 | 3.2 – 14.0 | 4.6 – 24.0 | 125 | 238 |
| | | | 0882P4 | 5.60 – 22.00 | 4.0 – 8.0 | 6.5 – 15.0 | 125 | 239 |
| | | | 1010P4 | 3.30 – 15.00 | 6.0 – 14.0 | 6.0 – 15.0 | 125 | 239 |
| | | | 1094P4 | 1.00 – 15.00 | 5.0 – 21.0 | 8.5 – 50.0 | 125 | 239 |

Note: Operating Temperature
180: -55℃~+180℃,150: -55℃~+150℃, 125: -55℃(-40℃)~+125℃, 105: -40℃~+105℃,85: -40℃~+85℃

■ **Hi-Current Power Inductors**

| Description | Model | P/N | Package Size | Inductance Range(uH) | Irms (A) | Isat (A) | *OP Temp. | Page |
|---|---|---|---|---|---|---|---|---|
| Mini Molding Type High Current Power Inductors |   | TMIM | 201608A | 1.00 –2.20 | 1.9 –2.8 | 2.0 –3.0 | 125 | 241 |
| | | | 201610A | 0.10 – 4.70 | 1.40– 8.00 | 2.10 – 9.00 | 125 | 241 |
| | | | 201612A | 0.15 – 4.70 | 1.50 – 7.50 | 1.60 – 9.00 | 125 | 241 |
| | | | 252010A | 0.10 – 4.70 | 1.70 – 9.00 | 1.80 – 9.20 | 125 | 242 |
| | | | 252012A | 0.10 – 4.70 | 2.00 – 10.00 | 2.80 – 14.00 | 125 | 242 |
| | | | 322510A | 0.22 – 4.70 | 2.00 – 8.00 | 2.20 – 9.00 | 125 | 243 |
| | | | 322512A | 0.10 – 4.70 | 2.20 – 12.00 | 2.80 – 18.00 | 125 | 243 |
| | | | 322512LR | 0.33 – 6.80 | 2.50 – 9.00 | 2.60 – 10.20 | 125 | 243 |
| | | | 322520A | 0.10 – 6.80 | 2.30 – 11.50 | 2.30 – 22.00 | 125 | 244 |
| | | | 353220A | 0.07 – 10.00 | 3.20 – 18.00 | 2.50 – 25.00 | 125 | 244 |
| | | | 0312A | 0.12 –10.0 | 1.9 –11.0 | 2.0 –17.0 | 125 | 245 |
| | | | 0302A | 0.12 – 10.00 | 2.00 – 16.00 | 2.00 – 20.00 | 125 | 245 |
| | | | 0412A | 0.47 – 10.00 | 2.40 – 9.00 | 2.30 – 11.00 | 125 | 246 |
| | | | 0415S | 0.10 –2.70 | 5.50 –27.0 | 6.0 –30.0 | 125 | 246 |
| | | | 0418S | 0.12 –2.20 | 6.2 –25.0 | 6.2 –30.0 | 125 | 246 |
| | | | 0402S | 0.10 – 4.70 | 5.50 – 34.00 | 5.00 – 37.00 | 125 | 247 |
| | | | 0403S | 0.22 – 4.70 | 6.60 – 27.20 | 5.80 – 30.00 | 125 | 247 |
| | | | 0524S | 0.15 –4.70 | 7.0 –38.0 | 7.0 –44.0 | 125 | 247 |
| | | | 5530S | 0.68 –3.30 | 10.0 –20.0 | 10.0 –24.0 | 125 | 248 |
| | | | 0503S | 0.10 – 4.70 | 9.00 – 52.0 | 9.00 – 73.0 | 125 | 248 |
| | | | 0615S | 1.0 –1.50 | 8.8 –12.8 | 11.0 –13.0 | 125 | 248 |
| | | | 0602S | 0.18 –5.60 | 7.0 –35.0 | 5.3 –36.0 | 125 | 249 |
| | | | 0603S | 0.15 –10.0 | 6.0 –45.0 | 5.0 –69.0 | 125 | 249 |
| | | | 0605S | 0.22 –15.0 | 6.5 –35.0 | 5.6 –40.0 | 125 | 250 |
| | | TMIM-HL | 141265HL | 0.33 – 0.47 | 3.00 – 3.30 | 3.40 – 5.50 | 125 | 250 |
| | | | 141208HL | 0.24 – 0.47 | 3.80 – 4.10 | 4.60 – 6.00 | 125 | 250 |
| | | | 160808HL | 0.22 – 2.20 | 1.40 – 3.40 | 1.50 – 5.50 | 125 | 251 |
| | | | 201265HL | 1.00-2.20 | 1.70 –2.60 | 1.80 –2.80 | 125 | 251 |
| | | | 201208HL | 0.15 – 2.20 | 1.90 – 6.80 | 2.50 – 7.50 | 125 | 251 |
| | | | 201210HL | 0.10 – 2.20 | 2.00 – 7.50 | 2.70 – 8.50 | 125 | 251 |
| | | | 201608HL | 0.24 – 2.20 | 2.20 – 6.50 | 2.70 – 6.00 | 125 | 252 |
| | | | 201610HL | 0.10 – 4.70 | 1.60 – 8.50 | 2.00 – 9.00 | 125 | 252 |
| | | | 252008HL | 4.70 –10.0 | 1.40 –2.0 | 1.10 –1.90 | 125 | 252 |
| | | | 252010HL | 0.22 – 10.00 | 1.20 – 6.80 | 1.60 – 8.60 | 125 | 253 |
| | | | 252012HL | 0.10 – 10.00 | 1.20– 12.00 | 1.60 – 12.00 | 125 | 253 |
| | | | 322512HL | 0.22 – 10.00 | 2.20 – 9.50 | 2.30 – 9.30 | 125 | 254 |

| | | | | | | | | |
|---|---|---|---|---|---|---|---|---|
| | | | 322520HL | 0.33 –6.80 | 2.80 –9.50 | 3.80 –15.50 | 125 | 254 |

Note: Operating Temperature
180: -55℃~+180℃,150: -55℃~+150℃, 125: -55℃(-40℃)~+125℃, 105: -40℃~+105℃,85: -40℃~+85℃

■Hi-Current Power Inductors

| Description | Model | P/N | Package Size | Inductance Range(uH) | Irms (A) | Isat (A) | *OP Temp. | Page |
|---|---|---|---|---|---|---|---|---|
| Molding Type High Current Power Inductors High Irms. |   | TMPA | 0402S | 0.10 – 15.00 | 1.50 – 16.00 | 1.60 – 26.00 | 125 | 256 |
| | | | 0503S | 0.10 – 22.00 | 2.40 – 26.00 | 2.00 – 33.00 | 125 | 256 |
| | | | 0603S | 0.10 – 47.00 | 1.90 – 35.00 | 1.80 – 45.00 | 125 | 257 |
| | | | 0603HT | 0.47 – 22.00 | 3.40 – 20.00 | 3.00 – 21.00 | 180 | 257 |
| | | | 0604S | 0.15 – 47.00 | 2.30 – 35.00 | 2.50 – 45.00 | 125 | 258 |
| | | | 0605S | 0.15 – 47.00 | 2.60 – 35.00 | 1.80 – 45.00 | 125 | 258 |
| | | | 0754S | 1.00 – 100.0 | 2.10 – 17.00 | 2.50 – 20.00 | 125 | 259 |
| | | | 1003S | 0.22 – 10.00 | 6.00 – 33.00 | 6.80 – 50.00 | 125 | 259 |
| | | | 1004S | 0.15 – 100.0 | 2.00 – 44.00 | 2.70 – 82.00 | 125 | 260 |
| | | | 1004HT | 1.00 – 68.00 | 3.50 – 27.00 | 3.50 – 29.00 | 180 | 260 |
| | | | 1005S | 0.30 – 100.0 | 2.20 – 36.00 | 2.80 – 55.00 | 125 | 261 |
| | | | 1205SP | 0.10 – 150.0 | 2.70 – 55.00 | 3.20 – 95.00 | 125 | 261 |
| | | | 1206SP | 0.36 – 150.0 | 2.60 – 60.00 | 4.10 – 70.00 | 125 | 262 |
| | | | 1265SP | 0.10 – 100.0 | 5.00 – 65.00 | 5.00 – 120.0 | 125 | 262 |
| | | | 1265HT | 0.22 – 33.00 | 7.60 – 45.00 | 8.00 – 75.0 | 180 | 263 |
| | | | 1707SP | 0.15 – 100.0 | 6.00 – 70.00 | 6.50 – 140.0 | 125 | 263 |
| | | | 2313SP | 0.47 – 470.0 | 4.50 – 80.0 | 3.50 – 140.0 | 125 | 264 |
| | | | 404010AF | 4.70 – 10.00 | 1.60 – 2.60 | 2.00 – 3.00 | 125 | 264 |
| | | | 606010AF | 4.70 – 10.00 | 1.70 – 2.60 | 2.10 – 3.50 | 125 | 264 |

Note: Operating Temperature
180: -55℃~+180℃,150: -55℃~+150℃, 125: -55℃(-40℃)~+125℃, 105: -40℃~+105℃,85: -40℃~+85℃

■Hi-Current Power Inductors

| Description | Model | P/N | Package Size | Inductance Range(uH) | Irms (A) | Isat (A) | *OP Temp. | Page |
|---|---|---|---|---|---|---|---|---|
| Molding Type High Current Power Inductors |   | TMPC | 0312H | 0.22 – 10.00 | 1.00 – 6.50 | 1.40 – 10.00 | 125 | 266 |
| | | | 0315H | 0.22 – 10.00 | 1.20 – 7.00 | 1.60 – 10.80 | 125 | 266 |
| | | | 0302H | 0.10 – 10.00 | 1.40 – 10.50 | 1.60 – 14.00 | 125 | 267 |
| | | | 0412HP | 0.10 – 10.00 | 1.30 – 11.50 | 1.40 – 25.00 | 125 | 267 |
| | | | 0415HP-T02 | 0.47 – 10.00 | 1.90 – 9.30 | 2.20 – 11.00 | 125 | 268 |
| | | | 0402HP-T02 | 0.47 – 10.00 | 2.60 – 10.00 | 3.00– 16.00 | 125 | 268 |
| | | | 0512HP | 0.10 – 15.00 | 1.30 – 14.00 | 1.60 – 14.50 | 125 | 269 |
| | | | 0515HP-D02 | 0.47 – 10.00 | 2.40 – 9.50 | 2.50 – 16.00 | 125 | 269 |
| | | | 0518HP | 0.33 – 15.00 | 1.70 – 11.00 | 2.30 – 15.00 | 125 | 270 |
| | | | 0502HP-D02 | 0.47 – 10.00 | 2.70 – 12.50 | 3.50 – 20.00 | 125 | 270 |
| | | | 0503HP | 0.10 – 22.00 | 2.20 – 24.00 | 2.70 – 40.00 | 125 | 271 |
| | | | 053T | 0.10 – 10.00 | 3.30 – 20.00 | 3.70 – 34.00 | 125 | 271 |
| | | | 0612H | 0.10 – 22.00 | 1.20 – 16.00 | 1.70 – 30.00 | 125 | 272 |
| | | | 0615H-D02 | 0.47 – 10.00 | 3.00 – 12.50 | 3.20 – 24.00 | 125 | 272 |
| | | | 0618H | 0.10 – 33.00 | 1.30 – 18.00 | 2.10 – 45.00 | 125 | 273 |
| | | | 0602H-D02 | 0.47 – 10.00 | 3.80 – 15.50 | 4.30 – 25.00 | 125 | 273 |
| | | | 0624H | 0.10 – 22.00 | 1.80 – 30.00 | 3.00 – 70.00 | 125 | 274 |
| | | | 0603H | 0.072 – 47.00 | 1.75 – 32.50 | 2.00 – 60.00 | 125 | 274 |
| | | | 0604H | 0.15 – 15.00 | 3.00 – 30.00 | 4.00 – 55.00 | 125 | 275 |
| | | | 0605H | 0.33 – 22.00 | 2.50 – 25.00 | 5.50 – 32.00 | 125 | 275 |
| | | | 8030HP | 0.33 – 22.00 | 3.20 – 25.00 | 6.50 – 47.00 | 125 | 276 |
| | | | 8040HP | 0.22 – 10.00 | 5.60 – 31.00 | 10.0 – 60.00 | 125 | 276 |
| | | | 1002H | 1.00 – 10.00 | 3.00 – 8.50 | 7.00 – 26.00 | 125 | 277 |
| | | | 1003H | 0.47 – 22.00 | 3.00 – 20.00 | 5.00 – 33.00 | 125 | 277 |
| | | | 1004H | 0.22 – 10.00 | 7.50 – 35.00 | 12.00 – 75.00 | 125 | 277 |
| | | | 1005H | 0.22 – 10.00 | 8.00 – 45.00 | 13.50 – 70.00 | 125 | 278 |
| | | | 1203HP | 0.36 – 47.00 | 2.50 – 30.00 | 4.50 – 50.00 | 125 | 278 |
| | | | 1235HP | 1.00 – 47.00 | 3.00 – 24.00 | 5.50 – 40.00 | 125 | 279 |
| | | | 1205HP | 0.10 – 68.00 | 3.50 – 55.00 | 5.50 – 120.0 | 125 | 279 |
| | | | 1206HP | 0.47 – 220.0 | 2.00 – 38.00 | 4.00 – 64.00 | 125 | 280 |
| | | | 1265HP | 0.15 – 15.00 | 9.00 – 55.00 | 13.00 – 118.0 | 125 | 280 |
| | | | 120804H | 0.15 – 0.47 | 35.00 – 47.00 | 60.0 – 90.0 | 125 | 280 |

Note: Operating Temperature
180: -55℃~+180℃,150: -55℃~+150℃, 125: -55℃(-40℃)~+125℃, 105: -40℃~+105℃,85: -40℃~+85℃

■Hi-Current Power Inductors, Twin Inductors

| Description | Model | P/N | Package Size | Inductance Range(uH) | Irms (A) | Isat (A) | *OP Temp. | Page |
|---|---|---|---|---|---|---|---|---|
| High Current Power Inductors Vibration Resistant |  | TMPV | 0503SP | 0.10 – 22.00 | 2.20 – 20.00 | 2.00 – 33.00 | 125 | 281 |
| | | | 0504SP | 0.47 – 22.00 | 2.70 – 13.50 | 3.50 – 16.30 | 125 | 282 |
| | | | 0603S | 0.47 – 22.00 | 2.90 – 19.00 | 3.00 – 19.00 | 125 | 282 |
| | | | 0754S | 0.47 – 100.00 | 2.20 – 24.00 | 2.00 – 26.00 | 125 | 283 |
| | | | 1004S | 0.47 – 47.00 | 3.60 – 34.00 | 4.00 –-31.00 | 125 | 283 |
| | | | 1054S | 0.33 – 100.00 | 2.70 – 41.00 | 4.00 – 60.00 | 125 | 284 |
| | | | 1265SP | 0.47 – 100.00 | 3.80 – 45.00 | 4.50 – 60.00 | 125 | 284 |
| Molding Type High Current Power Inductors Low Rdc. |  | TMPF | 0402A-ABD | 0.10 – 1.80 | 7.00 – 18.00 | 7.50 – 38.00 | 125 | 286 |
| | | | 0402LR-ABD | 0.47 – 2.20 | 8.00 – 13.20 | 6.00 – 14.00 | 125 | 286 |
| | | | 0421HC | 0.042 – 4.70 | 5.70 – 40.00 | 4.80 – 52.00 | 125 | 287 |
| | | | 0425HC | 0.13 – 4.70 | 6.00 – 32.00 | 5.00 – 35.00 | 125 | 287 |
| | | | 0403LR-ABD | 0.90 – 3.30 | 6.60 – 11.20 | 6.20 – 10.00 | 125 | 288 |
| | | | 0431HC | 0.13 – 8.20 | 4.30 – 32.00 | 4.00 – 30.00 | 125 | 288 |
| | | | 0502A-ABD | 0.15 – 1.50 | 8.80 – 18.80 | 13.30 – 30.00 | 125 | 288 |
| | | | 0521HC | 0.16 – 4.70 | 7.90 – 30.00 | 7.00 – 37.00 | 125 | 289 |
| | | | 0503A-ABD | 0.15 – 4.70 | 5.90 – 22.20 | 8.20 – 36.00 | 125 | 289 |
| | | | 0531HC | 0.18 – 8.20 | 6.50 – 34.00 | 6.50 – 45.00 | 125 | 290 |
| | | | 0505LR-ABD | 2.20 – 8.20 | 6.10 – 13.80 | 7.20 – 11.00 | 125 | 290 |
| | | | 0505HC | 0.18 – 22.0 | 4.50 – 35.00 | 5.00 – 40.00 | 125 | 291 |
| | | | 0621HC | 0.18 – 6.80 | 6.50 – 34.00 | 5.30 – 40.00 | 125 | 291 |
| | | | 0631HC | 0.18 – 10.0 | 7.00 – 35.00 | 6.50 – 50.00 | 125 | 292 |
| | | | 0603A-ABD | 0.18 – 4.70 | 6.00 – 32.00 | 9.00 – 40.00 | 125 | 292 |
| | | | 0604A-ABD | 0.47 – 5.60 | 6.70 – 24.00 | 9.80 – 31.00 | 125 | 293 |
| | | | 0605A-ABD | 0.82 – 8.20 | 6.20 – 21.00 | 8.00– 24.00 | 125 | 293 |
| | | | 0606LR-ABD | 1.00 – 22.00 | 5.00 – 19.00 | 5.60 – 18.00 | 125 | 293 |
| | | | 0702A-ABD | 0.15 – 1.80 | 8.00 – 24.00 | 15.00 – 51.00 | 125 | 294 |
| | | | 0703A-ABD | 1.00 –5.60 | 7.30 – 21.80 | 12.50 – 30.00 | 125 | 294 |
| | | | 0705A-ABD | 2.20 – 5.60 | 10.00 – 14.00 | 13.00 – 21.00 | 125 | 294 |
| | | | 0707A-ABD | 2.20 – 10.00 | 7.00 – 17.80 | 10.00 – 19.60 | 125 | 295 |
| | | | 0808A-ABD | 3.30 – 10.00 | 8.70 – 18.00 | 11.00 – 23.00 | 125 | 295 |
| | | | 1006A-ABD | 2.20 – 10.00 | 9.00 – 20.00 | 15.00 – 35.00 | 125 | 295 |
| | | | 1006HC | 1.00 –10.0 | 13.0 – 40.00 | 15.50 – 48.00 | 125 | 295 |

| | | | | | | | | |
|---|---|---|---|---|---|---|---|---|
| | | | 1010A-ABD | 3.30 – 15.00 | 13.80 – 25.00 | 15.50 – 27.40 | 125 | 296 |
| | | | 1508A-ABD | 2.00 – 22.00 | 12.00 – 40.00 | 19.00 – 57.00 | 125 | 296 |
| | | | 1510A-ABD | 4.70 – 33.00 | 13.00 – 30.00 | 18.70 – 43.00 | 125 | 296 |
| | | | 1513A-ABD | 4.70 – 33.00 | 14.00 – 31.00 | 19.00 – 44.00 | 125 | 297 |
| Molding Type High Current Power Inductors Low Rdc |  | GMRC | 0531X | 0.15 – 4.70 | 7.50 – 25.00 | 8.00 – 40.00 | 125 | 298 |
| | | | 0505X | 5.60 – 22.00 | 3.80 – 7.70 | 4.10 – 6.60 | 125 | 299 |
| | | | 0631X | 0.18 – 3.30 | 8.50 – 32.00 | 12.50 – 45.00 | 125 | 299 |
| | | | 0631GX | 0.47 – 15.00 | 4.50 – 22.00 | 4.60 – 30.00 | 125 | 299 |
| | | | 0606X | 4.70 – 10.00 | 7.20 – 11.00 | 9.50 – 12.50 | 125 | 300 |
| | | | 0606GX | 1.00 – 10.00 | 8.00 – 19.50 | 7.00 – 24.00 | 125 | 300 |
| Molding Twin Inductors |  | TBMA | 1004P4 | 0.43 – 22.00 | 5.00 – 38.00 | 4.00 – 27.00 | 125 | 301 |

Note: Operating Temperature
180: -55℃~+180℃,150: -55℃~+150℃, 125: -55℃(-40℃)~+125℃, 105: -40℃~+105℃,85: -40℃~+85℃

# Products

■Hi-Current Power Inductors,TLVR

| Description | Model | P/N | Package Size | Inductance Range(uH) | Irms (A) | Isat (A) | *OP Temp. | Page |
|---|---|---|---|---|---|---|---|---|
| High Current Power Inductors Vibration Resistant |  | TMAF | 0301S | 0.47 – 10.00 | 1.25 – 6.00 | 1.50 – 7.00 | 125 | 302 |
| | | | 0312S | 0.30 – 4.70 | 2.20 – 8.60 | 2.50 – 9.20 | 125 | 303 |
| | | | 040HS | 6.80 – 10.00 | 1.20 – 1.70 | 1.50 – 1.90 | 125 | 303 |
| | | | 0401S | 0.47 – 10.00 | 1.70 – 7.50 | 1.70 – 8.20 | 125 | 303 |
| | | | 0412S | 0.47 – 10.00 | 1.90 – 8.50 | 2.30 – 11.50 | 125 | 304 |
| | | | 0501SP | 0.47 – 10.00 | 2.00 – 7.70 | 2.50 – 9.00 | 125 | 304 |
| | | | 0512SP | 0.47 – 10.00 | 2.30 – 9.00 | 2.70 – 12.00 | 125 | 305 |
| | | | 0601SP | 0.47 – 10.00 | 2.30 – 8.20 | 3.50 – 10.50 | 125 | 305 |
| | | | 0612SP | 0.47 – 10.00 | 2.80 – 8.50 | 4.00 – 16.00 | 125 | 305 |
| High Current Power Inductors Vibration Resistant |  | THMC | 0421SP | 0.10 – 15.00 | 2.40 – 19.00 | 2.40 – 35.00 | 125 | 306 |
| | | | 0502SP | 0.22 – 22.00 | 2.30 – 20.00 | 2.60 – 26.00 | 125 | 307 |
| | | | 0524S | 0.22 – 0.33 | 19.0 – 22.0 | 25.0 – 30.00 | 125 | 307 |
| | | | 0503SP | 0.24 – 22.00 | 3.10 – 25.00 | 3.50 – 38.00 | 125 | 308 |
| | | | 0602S | 0.20 – 12.00 | 3.70 – 23.00 | 4.80 – 38.00 | 125 | 308 |
| | | | 0624S | 0.20 – 10.00 | 5.00 – 25.00 | 35.00 – 52.00 | 125 | 309 |
| | | | 0603S | 0.22 – 10.00 | 5.30 – 35.00 | 5.50 – 41.00 | 125 | 309 |
| High Current Power Inductors Vibration Resistant |  | THMA | 0301S | 4.70 – 10.00 | 1.40 – 1.50 | 1.40 – 1.90 | 125 | 310 |
| | | | 040HS | 5.60 – 10.00 | 1.40 – 1.70 | 1.60 – 2.30 | 125 | 310 |
| | | | 0421SP | 0.10 – 10.00 | 2.80 – 24.00 | 2.70 – 26.00 | 125 | 311 |
| | | | 0503SP | 0.47 – 22.00 | 3.60 – 18.00 | 2.20 – 14.00 | 125 | 311 |
| | | | 0624S | 0.22 – 10.00 | 5.20 – 28.00 | 3.60 – 31.00 | 125 | 312 |
| | | | 0603S | 0.22 – 10.00 | 6.00 – 36.00 | 4.00 – 35.00 | 125 | 312 |
| Trans-Inductor Voltage Regulator |  | TLVR | 966411 | 100 – 220(nH) | 40 – 75 | 50 – 98 | 125 | 313 |
| | | | 100512 | 70 – 170(nH) | 35 – 75 | 52 – 127 | 125 | 313 |
| | | | 110511 | 70 – 200(nH) | 45 – 77 | 58 – 160 | 125 | 313 |

Note: Operating Temperature
180: -55℃~+180℃,150: -55℃~+150℃, 125: -55℃(-40℃)~+125℃, 105: -40℃~+105℃,85: -40℃~+85℃

■ **Hi-Current Power Inductors**

| Description | Model | P/N | Package Size | Inductance Range(uH) | Irms (A) | Isat (A) | *OP Temp. | Page |
|---|---|---|---|---|---|---|---|---|
| High Current Power Inductor |  | SLPI | 040445S | 0.055 – 0.10 | 29.00 | 16.00 – 77.00 | 125 | 316 |
| | | | 404230S | 0.022 – 0.30 | 19.00 | 30.00 –43.00 | 125 | 316 |
| | | | 404240S | 0.022 – 0.10 | 19.00 | 17.00 – 40.00 | 125 | 316 |
| | | | 050565S | 0.08 – 0.10 | 34.00 | 40.00 –50.00 | 125 | 316 |
| | | | 525061S | 0.05 – 0.15 | 56.00 | 17.00 – 68.00 | 125 | 316 |
| | | | 070705ST | 0.072 – 0.226 | 43.00 | 20.00 – 65.00 | 125 | 317 |
| | | | 070805ST | 0.032 – 0.200 | 65.00 | 20.00-110.00 | 125 | 317 |
| | | | 706805S | 0.07 – 0.22 | 31.00 | 20.00 – 65.00 | 125 | 317 |
| | | | 096408S | 0.10-0.30 | 51.00 | 32.50 – 94.00 | 125 | 318 |
| | | | 100729A | 0.10-0.15 | 40.00 | 60.00– 94.00 | 125 | 318 |
| | | | 100705S | 0.08 – 0.22 | 45.00 | 30.00 – 80.00 | 125 | 318 |
| | | | 100705ST | 0.08 – 0.22 | 53.00 | 33.00 – 90.00 | 125 | 318 |
| | | | 100752ST | 0.10 – 0.12 | 40.00 | 55.00 – 65.00 | 125 | 319 |
| | | | 107975ST | 0.10 – 0.30 | 65.00 | 36.00-100.00 | 125 | 319 |
| | | | 100807S | 0.12 – 0.47 | 61.00 | 23.5 – 94.00 | 125 | 319 |
| | | | 100875S | 0.12 – 0.40 | 61.00 | 25.00 – 94.00 | 125 | 320 |
| | | | 100808S | 0.060 – 0.22 | 68.00 | 58.0 – 180.00 | 125 | 320 |
| | | | 110775S | 0.12 – 0.51 | 55.00 | 18.00 – 90.00 | 125 | 320 |
| | | | 117275S | 0.07 – 0.50 | 48.00 | 17.0 – 140.00 | 125 | 321 |
| | | | 111109S | 0.25 – 0.47 | 55.00 | 38.00 – 68.00 | 125 | 321 |
| | | | 131308S | 0.18 – 0.44 | 45.00 | 35.00 – 90.00 | 125 | 321 |

Note: Operating Temperature
180: -55℃~+180℃,150: -55℃~+150℃, 125: -55℃(-40℃)~+125℃, 105: -40℃~+105℃,85: -40℃~+85℃

■Hi-Current Power Inductors

| Description | Model | P/N | Package Size | Inductance Range(uH) | Irms (A) | Isat (A) | *OP Temp. | Page |
|---|---|---|---|---|---|---|---|---|
| High Current Power Inductor |   | SEPI | 060690LN | 0.12 | 50.00 | 58.00 | 125 | 322 |
| | | | 726711LN | 0.12 – 0.33 | 40.00 | 28.00 – 75.00 | 125 | 322 |
| | | | 805080LN | 0.10 – 0.18 | 65.00 | 35.00 – 75.00 | 125 | 323 |
| | | | 966408LN | 0.10 - 0.30 | 51.00 | 32.50 – 94.00 | 125 | 323 |
| | | | 966409LN | 0.10 – 0.30 | 66.00 | 33.00-100.00 | 125 | 323 |
| | | | 966410LN | 0.07 – 0.28 | 84.00 | 36.00-145.00 | 125 | 323 |
| | | | 966412LN | 0.12 – 0.47 | 65.00 | 27.00-126.00 | 125 | 324 |
| | | | 106012LN | 0.07 – 0.33 | 77.00 | 40.00-150.00 | 125 | 324 |
| | | | 100709LN | 0.10 – 0.40 | 70.00 | 28.00-100.00 | 125 | 324 |
| | | | 100710LN-R1705 | 0.07 – 0.33 | 70.00 | 38.00-145.00 | 125 | 325 |
| | | | 100710LN-R1710 | 0.07 – 0.33 | 68.00 | 37.00-165.00 | 125 | 325 |
| | | | 100710LN-R1810 | 0.10 – 0.33 | 68.00 | 26.00 – 100.0 | 125 | 325 |
| | | | 107512LN | 0.090-0.150 | 84.00 | 98.0-157.00 | 125 | 326 |
| | | | 107597LN | 0.22-0.40 | 61.00 | 36.0-80.00 | 125 | 326 |
| | | | 100810LN | 0.10 – 0.27 | 65.00 | 42.00-100.00 | 125 | 326 |

Note: Operating Temperature
180: -55℃~+180℃,150: -55℃~+150℃, 125: -55℃(-40℃)~+125℃, 105: -40℃~+105℃,85: -40℃~+85℃

## ■LAN Transformer/Common Mode Chokes

| Description | Model | P/N | Package Size | Inductance / Impedance | | | *OP Temp. | Page |
|---|---|---|---|---|---|---|---|---|
| LAN Transformer |  | DWC | 321622 | L:30 uH | | | 85 | 327 |
| |  | TXF | 3532 | L:120 – 180uH | | | 85 | 329 |
| | | | 4532 | L:120 – 380uH | | | 85 | 330 |
| Common Mode Choke for LAN |  | WCM-G | 2012 | Z:90 – 800 | | | 125 | 331 |
| | | WCM-H | 2012 | Z:90 | | | 125 | 333 |

Note: Operating Temperature
180: -55℃~+180℃,150: -55℃~+150℃, 125: -55℃(-40℃)~+125℃, 105: -40℃~+105℃,85: -40℃~+85℃

## ■LAN Transformer Modules

| Description | Model | P/N | Code/Size | Type | Model | Spec. | *OP Temp. | Page |
|---|---|---|---|---|---|---|---|---|
| LAN Transformer Modules |  | 12,16,17,28 | 12M162P7D8 | L | Single | 10/100M | 85 | 336 |
| | | | 12M162P7B0 | L | Single | 10/100M | 85 | 336 |
| | | | 12M162L7A8 | L | POE,+ | 10/100M | 85 | 336 |
| | | | 16G241P1A8 | L | Single | 1G | 85 | 336 |
| | | | 16G241L1A8 | L | POE,+ | 1G | 85 | 336 |
| | | | 17G241P7C8 | L | Single | 1G | 85 | 336 |
| | | | 28G481P1A8 | L | DUAL | 1G | 85 | 336 |
| | | | 16E241L1A8 | L | Single | 2.5/5G | 85 | 337 |
| | | | 16J241Q1A9 | L | POE,+,++ | 10G | 85 | 337 |
| | | | 16J241Q1A9 | L | POE,+,++ | 10G | 85 | 337 |
| | | | 12M162C7A8 | C | Single | 10/100M | 85 | 337 |
| | | | 12M162C7A0 | C | Single | 10/100M | 85 | 337 |
| | | | 16G241C1A8 | C | Single | 1G | 85 | 337 |
| | | | 17G241C7A8 | C | Single | 1G | 85 | 338 |
| | | | 16E241C1A8 | C | Single | 2.5/5G | 85 | 338 |

Note:
M:10/100,G:1G,E:2.5G/5G,J:10G.LAP-L:POE+,LAP-Q:POE++.

# Tablet

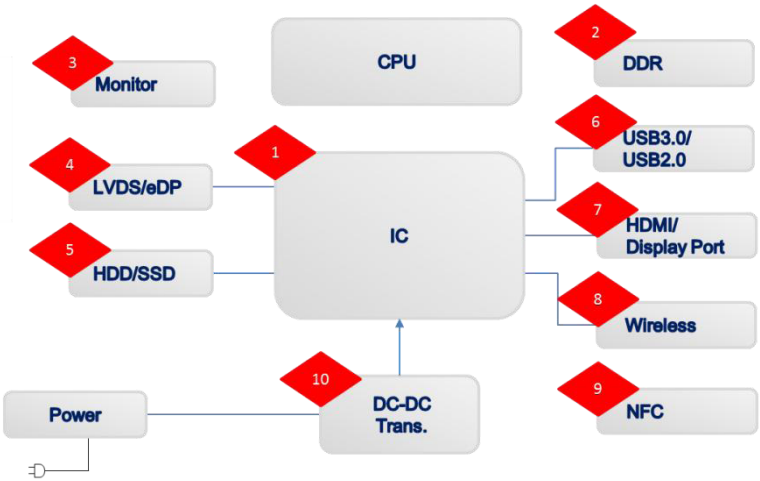


1. HCI/FCM/HCB/HFZ
2. HCI/FCM/HCB/HFZ
3. CPI/UHP/HPC/AHP
4. HSF/HDMI/MCF
5. CPI/UHP/HPC/AHP
6. HSF/HDMI/MCF
7. WCM/HSF/HDMI/MCF
8. HCI/SWI
9. HCI/SWI
10. CPI/ UHP/HPC/AHP

# NB

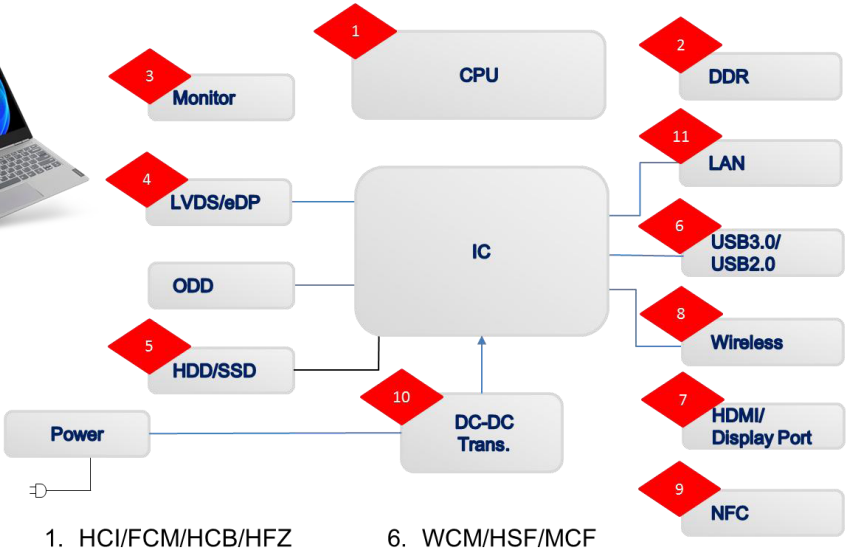


1. HCI/FCM/HCB/HFZ
2. HCI/FCM/HCB/HFZ
3. UHP/DFP/HPC/AHP
4. HSF/HDMI/MCF
5. CPI/UHP/HPC/AHP
6. WCM/HSF/MCF
7. WCM/HSF/HDMI/MCF
8. HCI/SWI
9. HCI/SWI
10. CPI/ UHP/HPC/AHP/TMPC/TMPA
11. WCM/TXF/DCM

# TV/Panel

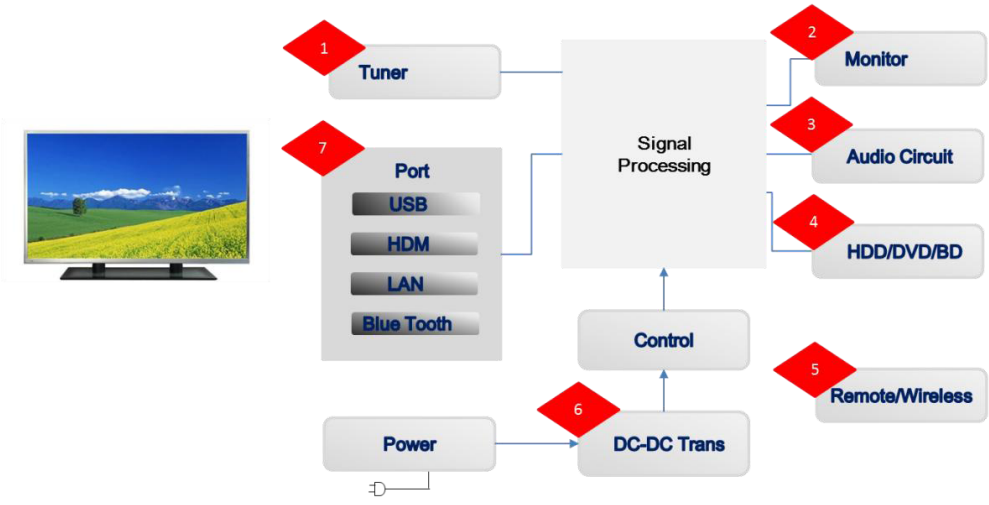


1. SWI/SWF/WCM
2. HPC/TMPC/TMPA/TMIM
3. TTMA/TMPC/TMPA
4. CPI/UHP/HPC/AHP
5. HCI/SWI
6. HPC/AHP/TMPC/TMPA
7. WCM/HDMI/TXF/DCM/MCF

# Set-Up Box

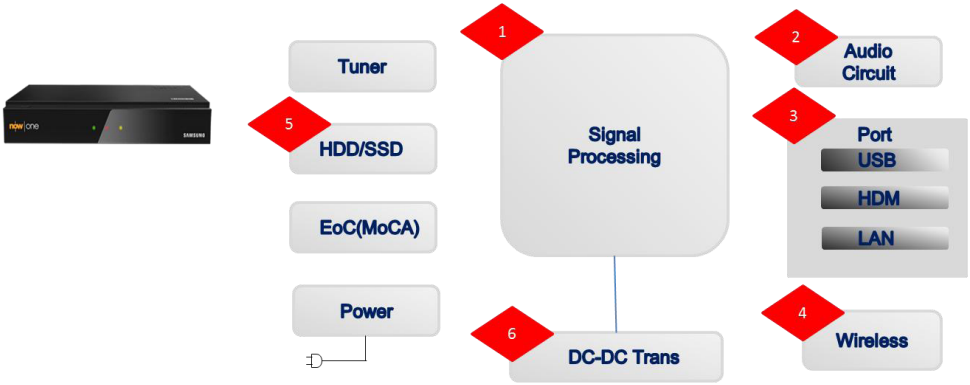


1. SWI/HCI/BCM/HCB
2. TTMA/TMPC/TMPA
3. WCM/HDMI/TXF/DCM/MCF
4. HCI/SWI
5. CPI/UHP/HPC/AHP/TMIM
6. UHP/HPC/AHP/TMPC/TMPA/BPH

# Web Cam

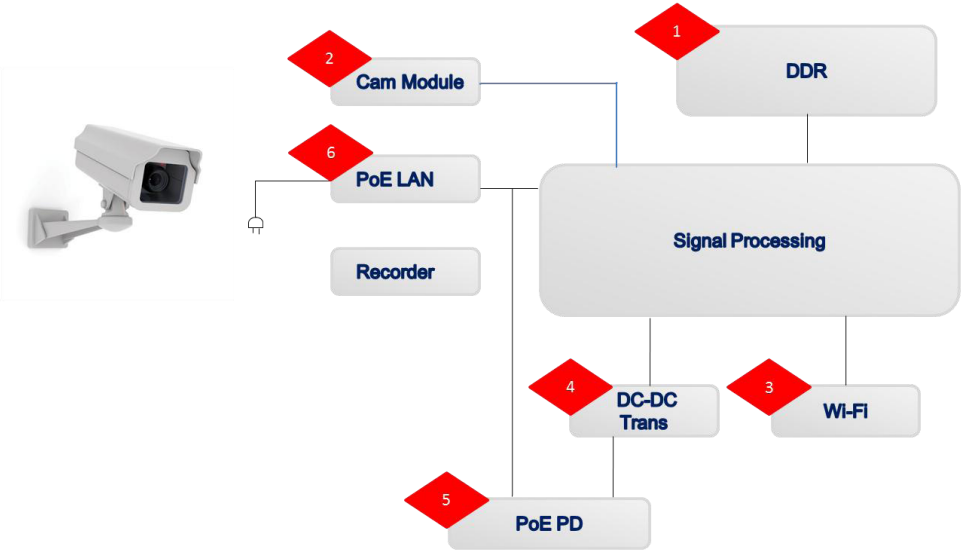


1. HCI/FCM/HCB/HFZ
2. HCI/FCM/HCB/HFZ
3. SWI/SWF/HCI
4. HPC/TMPC/TMPA
5. WCM/TXF/DCM
6. WCM/TXF/DCM

# Access Control System

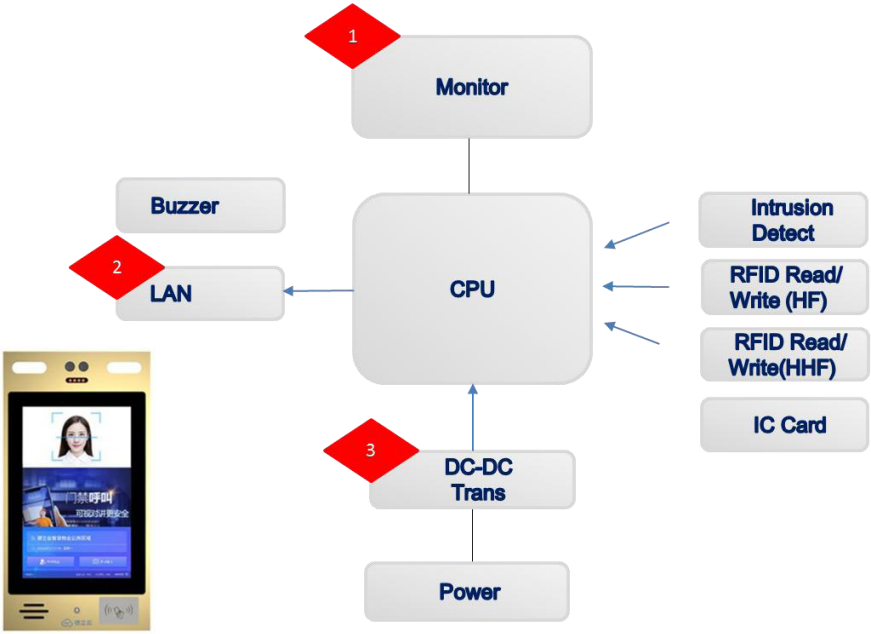


1. HCI/UHP/AHP/TMIM
2. WCM/TXF/DCM/MCF
3. HCI/UHP/AHP/TMIM/TMPC/TMPA

# Inductors Selection Guide by Thickness

## Chip Coils / inductors

| Thickness (mm) | Ferrite (Multilayer) | Ferrite (wire wound) | High Frequency (Multilayer) | High Frequency (wire wound) |
|---|---|---|---|---|
| 0.60 | FCI1005 | - | HCI1005 | SWI0402 |
| 1.00 | FCI1608/FCI2012 | SWF1608L | HCI1608 | - |
| 1.20 | FCI2012 | SWF1608C | - | SWI0603 |
| 1.50 | FCI3216 | SWF2012C | - | SWI0805 |
| 2.20 | - | SWF2520C | - | SWI1008 |
| 2.50 | - | SWF3225CV | - | - |
| 0.35 | | | HCI0603 | |

## Power Inductors / Chokes

| Thickness (mm) | Irms 2.0Amax. | Irms 3.0Amax. | Irms 5.0Amax. | Irms 7.0Amax. | Irms 10.0Amax. |
|---|---|---|---|---|---|
| 0.80 | | | | AHP2016/2520 | |
| 1.00 | FCH/CPI160809/2012<br>CPI2016/2520 | HPC1608/2016/2520<br>HPC3010/4018 | AHP/2016/2520 | AHP2016/2520/3010/<br>AHP3225/4010 | - |
| 1.20 | - | HPC2016/2520/3010<br>HPC4010/5012 | HPC2016/2520 | AHP2520/3012 | - |
| 1.50 | - | HPC3015 | - | AHP3015 | - |
| 2.00 | - | HPC4020 | HPC5020/6020 | AHP3020/4020 | - |

## Hi-Current Power Inductors

| Thickness (mm) | Irms 6.0Amax. | Irms 10.0Amax. | Irms 20.0Amax. | Irms 30.0Amax | Irms Over 30.0A |
|---|---|---|---|---|---|
| 0.80 | TMIM1412/1608/2012<br>TMIM2016 | | | | |
| 1.00 | TMPA4040/6060<br>TMAF06<br>THMA03/04 | TMIM2012/2016/2520<br>TMIM3225<br>TMAF03/04/05 | - | - | - |
| 1.20 | TMPC03<br>TMAF0612 | TMIM2012/2016/2520<br>TMIM3225/0412<br>TMAF03/04/05 | TMPC03/04/05/06 | - | - |
| 1.50 | - | TMPC03 | TMPC03/04/05/06 | - | - |
| 1.80 | - | - | TMPC05/06 | - | - |
| 2.00 | - | TMPC03/10<br>TMPF04<br>TMIM | TMIM3225/0402<br>TMPC03/04/05/06/10<br>TMPF04/05/07<br>THMC0421 | TMPA0402<br>TMPF0702<br>THMA0421 | - |
| 2.40 | - | - | - | | TMPC0624<br>THMC0524/0624 |
| 3.00 | - | TMPA0503 | TMPC1003/1203<br>TMPA0503/TMPF0403<br>TMPV0503/0603<br>TMIM0403/THMA0503 | TMIM0503<br>TMPC0503/8030/1203<br>TMPF0503/0603/0703 | TMPC0603<br>TMPF0603/8030<br>TMPA0603/1003<br>THMC0503 |
| 3.50 | - | - | - | TMPC1235 | - |
| 4.00 | - | - | TMPV0504 | TMPA0604/8040/1004<br>TMPF0604/1004<br>TMPV1004 | TMPC0604/8040/1004<br>TMPA1004<br>TMPV1054 |
| Up to 5.00 | - | - | TMPV0754<br>TMPF0705/0707/0808<br>TMPF1006 | TMPC0605/1206<br>TMPF0605/0606/0808<br>TMPF1010 | TMPC1005/1205/1206<br>TMPC1265/1707<br>TMPA0605/1004/1005<br>TMPA1205/1206/1265<br>TMPA1707/2313<br>TMPF1006/1010/1508<br>TMPF1510/1513<br>TMPV1265 |

# Cross Reference

| Ferrite Chip Beads | | | | |
|---|---|---|---|---|
| TAI-TECH | Murata | TDK | TAIYO YUDEN | Page |
| FCM1005 | BLM15 | MMZ1005 | BK1005 | 39 |
| FCM1608 | BLM18 | MMZ1608 | BK1608 | 42 |
| FCM2012 | BLM21 | MMZ2012 | BK2125 | 46 |
| FCM3216 | BLM31 | | | 50 |
| HCB1005 | BLM15KG/PX | MPZ1005 | BKP1005 | 53 |
| HCB1608 | BLM18KG | MPZ1608 | BKP1608 | 55 |
| HCB2012 | BLM21PG | MPZ2012 | BKP2125 | 57 |
| HCB3216 | BLM31PG | | FBMH3216 | 5 |
| HCB4516 | BLM41PG | | FBMH4516 | 61 |
| HCB4532 | | | FBMH4532 | 63 |
| HFZ1005 | BLM15PX | MPZ1005 | | 65 |
| HFZ1606 | BLE18PS | | | 67 |
| HFZ1608 | BLM18KG | MPZ1008 | | 69 |
| HFZ2012 | BLM21SP | | | 71 |
| HFZ3216 | | | | 73 |
| BPH322521 | | | | 75 |
| BPH323023 | | | | 75 |
| BPH403022/25 | | | | 76 |
| BPH853025 | | | | 77 |
| FCA3216 | BLA31 | | BK3216-4 | 78 |
| MCF0605 | DLP0Q | TCM0605 | MCF0605 | 80 |
| MCF0806 | DLP0N | MCZ0806 | MCF0806 | 80 |

| Common Mode Chokes | | | | |
|---|---|---|---|---|
| TAI-TECH | Murata | TDK | TAIYO YUDEN | Page |
| WCM1210 | | | | 82 |
| WCM1608 | | | | 84 |
| WCM2012 | DLW21H/S | ACM2012 | | 86 |
| WCM2520 | | | | 89 |
| WCM3216 | DLW31 | | | 91 |
| WCM3225 | | | | 94 |
| WCM4015 | DLW44SM | | | 96 |
| WCM4532HI | | ACM4520 | | 98 |
| WCM5025 | | | | 127 |
| WCM7060 | | ACM7060 | | 130 |
| WCM9070 | 1259CM | ACM90V | 1259CM | 133 |
| WCM1211 | | ACM12V | | 135 |
| HDMI2012 | DLW21 | ACM2012H | | 105 |
| HSF1210 | | | CM01 | 107 |
| HSF1210-U4 | | | | 110 |
| HSF2012-H | DLW21 | ACM2012H | | 112 |
| TCM322512 | | | | 114 |
| ACM321620S | | | | 116 |
| ACM3225 | DLW32SH/MH | ACT1210(D/G/L/P) | | 117 |
| ACM4532N-D | | | | 122 |
| DCM3216 | | | | 124 |
| DCM3532 | | | | 126 |
| BCM2012 | DXW21 | ATB2012 | | 137 |

# Cross Reference

| Chip Coils / Inductors | | | | | |
|---|---|---|---|---|---|
| TAI-TECH | Murata | TDK | TAIYO YUDEN | CoilCraft | Page |
| FCI1005 | | MLF1005 | LK1005 | | 140 |
| FCI1608 | LQM18N | MLF1608 | LK1608 | | 141 |
| FCI2012 | LQM21N | MLF2012 | LK2125 | | 143 |
| FCI3216 | | | | | 145 |
| SWF1608 LF | | | | | 146 |
| SWF1608 PLF | | | | | 148 |
| SWF2012 PLF | | | | | 150 |
| SWF1608 PRF | | | | | 152 |
| SWF2012PRF | | | | | 153 |
| SWF1608 RIF | | | | | 154 |
| SWF2012 RIF | | | | | 155 |
| SWF1608 CF | | | | 0603LS | 156 |
| SWF2012 CF | | | | | 158 |
| SWF2520 CF | | | | | 160 |
| SWF3225 CF | | NLV32 | | | 161 |
| SNL252018CF | | | | | 162 |
| SNL322522CF | | | | | 163 |
| SNL453232CF | | | | | 164 |
| SNL252018QF | | | | | 166 |
| SNL322522QF | | | | | 168 |
| SNL453232QF | | | | | 170 |
| HCI0603FQ | LQP03 | MHQ0603 | HKQ0603 | | 172 |
| HCI1005FQ | LQG15 | MLG1005 | | | 174 |
| HCI1608 | LQP18 | MLG1608 | HK1608 | | 176 |
| SWI0402 | LQW15AN | | | 0402CS | 178 |
| SWI0402HF | | | | | 180 |
| SWI0603 | LQW18AN | | | 0603CS | 182 |
| SWI0603PHF | | | | | 184 |
| SWI0805U | LQW2BAS | | | 0805CS | 186 |
| SWI0805PHF | | | | | 188 |
| SWI1008 | LQW2UAS | | | 1008CS | 190 |
| SWI1210F | | | | | 192 |

| Multilayer Type Power Inductors | | | | | |
|---|---|---|---|---|---|
| TAI-TECH | Murata | TDK | TAIYO YUDEN | CoilCraft | Page |
| CPI160809 | LQM18P | MLP1608 | CKP1608D | | 194 |
| CPI201210 | LQM21P | MLP2012 | CKP2012 | MIPSZ2012D | 195 |
| CPI201610 | LQM2MP | MLP2016 | CKP2016 | MIPF2016D | 196 |
| FCH160808 | | | | | 197 |
| MPI160809M/S | | | | | 198 |
| MPI201210M/S | | | | | 200 |
| MPI201610M/S | | | | | 202 |

# Cross Reference

| Sealed Type High Current Power Inductors | | | | | |
|---|---|---|---|---|---|
| TAI-TECH | Murata | Taiyo | TDK | Sunlord | Page |
| DFP201612NF | | | | | 204 |
| DFP252010BF | | MAKK2520 | | | 204 |
| DFP3010EF | | | | | 205 |
| DFP322510BF | | | | | 205 |
| DFP4010EF | | | | | 205 |
| UHP160808TF | | | | | 206 |
| UHP201208TF | | | | | 206 |
| UHP201210RF | | | | | 207 |
| UHP201610NF | | | VLS201610 | | 207 |
| UHP252012BF | | | VLS252012 | | 207 |
| AHP201608RA | | | | | 209 |
| AHP201610CB | | | | | 209 |
| AHP201610FA | | MEKK2016T | VLS2016HBX | | 209 |
| AHP201610RA | | | | | 210 |
| AHP201612CB | | | | | 210 |
| AHP252008RA | DFE252008C | | | | 210 |
| AHP252010CB | | | | | 211 |
| AHP252010FA | | | VLS252010HBX | WPN252010-HR | 211 |
| AHP252012CB | | | | | 212 |
| AHP252012FA | 1239-AS | | | WPN252012-H | 212 |
| AHP252012RA | | | | | 213 |
| AHP3010CB | | | | | 213 |
| AHP3012CB | | | | | 214 |
| AHP3012HF | | | | | 214 |
| AHP3015CB | | | | | 214 |
| AHP3020CB | | | | | 215 |
| AHP322512CB | | | | | 215 |
| AHP4010HF | | | | | 215 |
| AHP4012HF | | | | | 216 |
| AHP4012CB | | | | | 216 |
| AHP4015CB | | | | | 216 |
| AHP4020CB | | | | | 217 |

# Cross Reference

| Sealed Type Wire Wound Inductors | | | | | |
|---|---|---|---|---|---|
| TAI-TECH | TAIYOYUDEN | TDK | Sunlord | Cyntec | Page |
| HPC160809TF | | | | | 220 |
| HPC201610BM | | | | | 220 |
| HPC201612BM | | | | | 220 |
| HPC252010BM | | | SWPA252010 | PSL25201T | 221 |
| HPC252012BM | | | SWPA252012 | PSL25201B | 221 |
| HPC3010BM | | | SWPA3010 | PST031T | 221 |
| HPC3012BM | | | SWPA3012 | PST031B | 222 |
| HPC3015BM | NRH3015 | VLS3015 | SWPA/SHP3015 | PST031E | 222 |
| HPC322512BM | | | | | 222 |
| HPC322517BM | | | | | 223 |
| HPC322522BM | | | | | 223 |
| HPC4010BM | | | SWPA4010 | | 224 |
| HPC4012BM | | | SWPA4012 | | 224 |
| HPC4018BM | NRS4018 | VLCF4018 | SWPA4018 | PST041H | 224 |
| HPC4020BM | | | SWPA4020 | | 225 |
| HPC4030NF | | | SWPA4030 | | 225 |
| HPC5020NF | NRS5020 | VLCF5020 | SWPA5020 | - | 225 |
| HPC5030NF | | | | | 226 |
| HPC5040NF | NRS5040 | VSL5040 | SWPA/SHP5040 | PST054T | 226 |
| HPC6020NF | NRS6020 | SLF6020 | SWPA/SHP6020 | PST062T | 227 |
| HPC6028NF | NRH6028 | VSL6028 | SWPA/SHP6028 | PST062H | 227 |
| HPC6045NC | NRH6045 | VSL6045 | SWPA/SHP6045 | PST064E | 228 |
| HPC8040NC | NRH8040 | VSL8040 | SWPA/SHP8040 | PST084T | 228 |

| Power Inductors | | | | |
|---|---|---|---|---|
| TAI-TECH | Sumida | TDK | TOKO | Page |
| FPI0302BM | CD32 | | | 229 |
| FPI0403BM | CD43 | | | 230 |
| FPI0503BM | | | | 230 |
| FPI0504BM | CD54 | | | 230 |
| FPI0703BM | CD73 | | | 231 |
| FPI0705BM | CD75 | | | 231 |

# Cross Reference

| Hi-Current Vertical Power Inductors | | | | | |
|---|---|---|---|---|---|
| TAI-TECH | VISHAY | Coil Craft | TOKO | Cyntec | Page |
| TLMC136011S | | | | | 232 |
| TLMV116799S | | | | | 233 |
| TLMV116910H | | | | | 233 |
| TLMV117210H | | | | | 233 |
| TAME504060S | | | | | 235 |
| TAME735060S | | | | | 235 |
| TAME805060P4 | | | | | 235 |
| TAME107360P4 | | | | | 235 |
| TAME114275P4 | | | | | 235 |
| TAME108060P8 | | | | | 236 |
| THFD3822S | IHXL-1500VZ | | | | 237 |
| THFD5022S | IHXL-2000VZ | | | | 237 |
| TTMA0778P4 | | | | | 238 |
| TTMA0882P4 | | | | | 239 |
| TTMA1010P4 | | | | | 239 |
| TTMA1094P4 | | | | VAMV1009AA | 239 |

| Hi-Current Power Inductors | | | | | |
|---|---|---|---|---|---|
| TAI-TECH | VISHAY | Coil Craft | TOKO | Cyntec | Page |
| TMIM201608A | | | | | 241 |
| TMIM201610A | | | | VCTA/VCUW20161T | 241 |
| TMIM201612A | | | | VCTA/VCUW20161B | 241 |
| TMIM252010A | | | | VCTA/VCUW25201T | 242 |
| TMIM252012A | | | | VCTA/VCUW25201B | 242 |
| TMIM322510A | | | | VCTA/VCUW32251T | 243 |
| TMIM322512A | | | | VCTA/VCUW32251B | 243 |
| TMIM322512LR | | | | VCTA/VCUW32251B | 243 |
| TMIM322520A | | | | VCTA/VCUW32252T | 244 |
| TMIM353220A | | | | VCTA/VCUW35322T | 244 |
| TMIM0312A | | | | | 245 |
| TMIM0302A | | | | VCTA/VCUW030B | 245 |
| TMIM0412A | | | | VCTA/VCUW031B | 246 |
| TMIM0415S | | | | | 246 |
| TMIM0418S | | | | | 246 |
| TMIM0402S | | | | VCTA/VCUW040B | 247 |
| TMIM0403S | | | | VCTA/VCUW040C | 247 |
| TMIM0524S | | | | | 247 |
| TMIM5530S | | | | | 248 |
| TMIM0503S | | | | VCTA/VCUW050C | 248 |
| TMIM0615S | | | | | 248 |
| TMIM0602S | | | | | 249 |
| TMIM0603S | | | | | 249 |
| TMIM0605S | | | | | 250 |

# Cross Reference

| Hi-Current Power Inductors | | | | | |
|---|---|---|---|---|---|
| TAI-TECH | VISHAY | Coil Craft | TOKO | Cyntec | Page |
| TMIM141265HL | | | | | 250 |
| TMIM141208HL | | | | | 250 |
| TMIM160808HL | | | | | 251 |
| TMIM201265HL | | | | | 251 |
| TMIM201208HL | | | | | 251 |
| TMIM201210HL | | | | | 251 |
| TMIM201608HL | | | | | 252 |
| TMIM201610HL | | | | | 252 |
| TMIM252008HL | | | | | 252 |
| TMIM252010HL | | | | | 253 |
| TMIM252012HL | | | | | 253 |
| TMIM322512HL | | | | | 254 |
| TMIM322520HL | | | | | 254 |
| TMPA0402S | IHLP-1616BZ | | | PCMB402T | 256 |
| TMPA0503S | IHLP-2020CZ | | | PCMB503T | 256 |
| TMPA0603S | IHLP-2525CZ | | | PCMB603T | 257 |
| TMPA0603HT | | | | | 257 |
| TMPA0604S | | | | | 258 |
| TMPA0605S | | | | | 258 |
| TMPA0754S | | | | | 259 |
| TMPA1003S | | | | PCMB103T | 259 |
| TMPA1004S | IHLP-4040DZ | | | PCMB104T | 260 |
| TMPA1004HT | | | | | 260 |
| TMPA1005S | | | | | 261 |
| TMPA1205SP | | | | | 261 |
| TMPA1206SP | | | | PCMB136T | 262 |
| TMPA1265SP | | | | | 262 |
| TMPA1265HT | | | | PCMB065T | 263 |
| TMPA1707SP | | | | | 263 |
| TMPA2313SP | IHLP-8787MZ | | | | 264 |
| TMPA404010AF | | | | | 264 |
| TMPA606010AF | | | | | 264 |

# Cross Reference

| Hi-Current Power Inductors | | | | | |
|---|---|---|---|---|---|
| TAI-TECH | VISHAY | TDK | TOKO | Cyntec | Page |
| TMPC0312H | IHLP-1212AB | SPM3012 | FDSD0312 | PCMC/PIME031B | 266 |
| TMPC0315H | | | | | 266 |
| TMPC0302H | IHLP-1212BZ | | | PCMC/PIMB032T | 267 |
| TMPC0412HP | IHLP-1616AB | SPM4012 | FDSD0412 | PCMC/PIMB041B | 267 |
| TMPC0415HP | | | | | 268 |
| TMPC0402HP | IHLP-1616BZ | | FDSD0420 | PCMC/PIMB042T | 268 |
| TMPC0512HP | IHLP-2020AB | SPM5012 | FDSD0512 | PCMC/PIMB051B | 269 |
| TMPC0515HP | IHLP-2020AE | | FDSD0515 | PCMC/PIME051E | 269 |
| TMPC0518HP | IHLP-2020AH | | FDSD0518 | PCMC/PIMB051H | 270 |
| TMPC0502HP | IHLP-2020BZ | | | PCMC/PIMB052T | 270 |
| TMPC0503HP | IHLP-2020CZ | | | PCMC/PIMB053T | 271 |
| TMPC053T | | | | PCMC/PIMB053T | 271 |
| TMPC0612H | IHLP-2525AB | | | PCMC/PIME061B | 272 |
| TMPC0615H | | | | | 272 |
| TMPC0618H | IHLP-2525AH | | FDV0618 | PCMC/PIMB061H | 273 |
| TMPC0602H | IHLP-2525BZ | | FDV0620 | PCMC/PIMB062T | 273 |
| TMPC0624H | IHLP-2525BD | | | PCMC/PIMB062D | 274 |
| TMPC0603H | IHLP-2525CZ | SPM6530 | FDV0630 | PCMC/PIMB063T | 274 |
| TMPC0604H | IHLP-2525DZ | | FDV0640 | PCMC/PIMB064T | 275 |
| TMPC0605H | IHLP-2525EZ | | FDV0650 | PCMC/PIMB065T | 275 |
| TMPC8030HP | | | | | 276 |
| TMPC8040HP | | | | | 276 |
| TMPC1002H | | | | | 277 |
| TMPC1003H | | | | | 277 |
| TMPC1004H | IHLP-4040DZ | | FDV1040 | PCMC/PIMB104T | 277 |
| TMPC1005H | IHLP-4040EZ | | | PCMC/PIMB104E | 278 |
| TMPC1203HP | | | | | 278 |
| TMPC1235HP | IHLP-5050CE | | | PCMC/PIMB133E | 279 |
| TMPC1205HP | IHLP-5050EZ | | FDU1250 | PCMC/PIMB135T | 279 |
| TMPC1206HP | IHLP-5050FZ | | FDU1260 | PCMC/PIMB136T | 280 |
| TMPC1265HP | IHLP-5050FD | | | PCMC/PIMB136E | 280 |
| TPMC120804H | | | | | 280 |
| TMPF0402A-ABD | | XAL4020 | | | 282 |
| TMPF0402LR-ABD | | XFL4020 | | | 282 |
| TMPF0421HC | | | | | 283 |
| TMPF0425HC | | | | | 283 |
| TMPF0403LR-ABD | | XFL4030 | | | 284 |
| TMPF0431HC | | | | | 284 |
| TMPF0502A-ABD | | XAL5020 | | | 284 |
| TMPF0521HC | | | | | 285 |
| TMPF0503A-ABD | | XAL5030 | | | 285 |
| TMPF0531HC | | | | | 286 |
| TMPF0505LR-ABD | | XAL5050 | | | 286 |
| TMPF0505HC | | | | | 287 |
| TMPF0621HC | | | | | 287 |
| TMPF0631HC | | | | | 288 |
| TMPF0603A-ABD | | XAL6030 | | | 288 |
| TMPF0604A-ABD | | | | | 289 |
| TMPF0605A-ABD | | | | | 289 |

# Cross Reference

| Hi-Current Power Inductors | | | | | |
|---|---|---|---|---|---|
| TAI-TECH | VISHAY | TDK | TOKO | Cyntec | Page |
| TMPF0606LR-ABD | | XFL6060 | | | 289 |
| TMPF0702A-ABD | | XAL7020 | | | 290 |
| TMPF0703A-ABD | | XAL7030 | | | 290 |
| TMPF0705A-ABD | | XAL7050 | | | 290 |
| TMPF0707A-ABD | | XFL7070 | | | 291 |
| TMPF0808A-ABD | | XAL8080 | | | 291 |
| TMPF1006A-ABD | | XAL1060 | | | 291 |
| TMPF1006HC | | | | | 291 |
| TMPF1010A-ABD | | XAL1010 | | | 292 |
| TMPF1508A-ABD | | XAL1580 | | | 292 |
| TMPF1510A-ABD | | XAL1510 | | | 292 |
| TMPF1513A-ABD | | XAL1513 | | | 293 |
| GMRC0531X | | | | | 294 |
| GMRC0505X | | | | | 295 |
| GMRC0631X | | | | | 295 |
| GMRC0631GX | | | | | 295 |
| GMRC0606X | | | | | 296 |
| GMRC0606GX | | | | | 296 |
| TBMA1004P4 | IHLD4032KB | | | | 297 |
| TMPV0503SP | | | | VCMT053T | 298 |
| TMPV0504SP | | | | VCHA054T | 299 |
| TMPV0603S | | | | VCMT063T | 299 |
| TMPV0754S | | | | VCHA075D | 300 |
| TMPV1004S | | | | VCMT104T | 300 |
| TMPV1054S | | | | VCMA105D | 301 |
| TMPV1265SP | | | | VCMT136E | 301 |
| TMAF0301S | | | | | 302 |
| TMAF0312S | | | | | 303 |
| TMAF040HS | | | | | 303 |
| TMAF0401S | | | | | 303 |
| TMAF0412S | | | | | 304 |
| TMAF0501SP | | | | | 304 |
| TMAF0512SP | | | | | 305 |
| TMAF0601SP | | | | | 305 |
| TMAF0612SP | | | | | 305 |
| THMC0421SP | | | | | 306 |
| THMC0502SP | | | | | 307 |
| THMC0524S | | | | | 307 |
| THMC0503SP | | | | | 308 |
| THMC0602S | | | | | 308 |
| THMC0624S | | | | | 309 |
| THMC0603S | | | | | 309 |
| THMA0301S | | | | | 310 |
| THMA040HS | | | | | 310 |
| THMA0421SP | | | | | 311 |
| THMA0503SP | | | | | 311 |
| THMA0624S | | | | | 312 |
| THMA0603S | | | | | 312 |

# Cross Reference

| Hi-Current Power Inductors | | | | | |
|---|---|---|---|---|---|
| TAI-TECH | VISHAY | TDK | TOKO | Cyntec | Page |
| TLVR966411 | | | | TLM966411F | 313 |
| TLVR100512 | | | | TLM105012F-700BX | 313 |
| TLVR110511 | | | | | 313 |

| Hi-Current Power Inductors | | | | | |
|---|---|---|---|---|---|
| TAI-TECH | VISHAY | TDK | TOKO | Cyntec | Page |
| SLPI040445S | | | | | 316 |
| SLPI404230S | | | | | 316 |
| SLPI404240S | | | | | 316 |
| SLPI050565S | | | | | 316 |
| SLPI525061S | | | | | 316 |
| SLPI070705ST | | | | | 317 |
| SLPI070805ST | | | | | 317 |
| SLPI706805S | | | | | 317 |
| SLPI096408S | | | | | 318 |
| SLPI100729A | | | | | 318 |
| SLPI100705S | | | | | 318 |
| SLPI100705ST | | | | | 318 |
| SLPI100752ST | | | | | 319 |
| SLPI107975ST | | | | | 319 |
| SLPI100807S | | | | | 319 |
| SLPI100875S | | | | | 320 |
| SLPI100808S | | | | | 320 |
| SLPI110775S | | | | | 320 |
| SLPI117275S | | | | | 321 |
| SLPI111109S | | | | | 321 |
| SLPI131308S | | | | | 321 |
| SEPI060690LN | | | | | 322 |
| SEPI726711LN | | | | | 322 |
| SEPI805080LN | | | | | 323 |
| SEPI966408LN | | | | | 323 |
| SEPI966409LN | | | | | 323 |
| SEPI966410LN | | | | | 323 |
| SEPI966412LN | | | | | 324 |
| SEPI106012LN | | | | | 324 |
| SEPI100709LN | | | | | 324 |
| SEPI100710LN-R1705 | | | | | 325 |
| SEPI100710LN-R1710 | | | | | 325 |
| SEPI100710LN-R1810 | | | | | 325 |
| SEPI107512LN | | | | | 326 |
| SEPI107597LN | | | | | 326 |
| SEPI100810LN | | | | | 326 |

# Cross Reference

| LAN Transformers | | | | | |
|---|---|---|---|---|---|
| TAI-TECH | TDK | | | | Page |
| DWC321622 | | | | | 327 |
| TXF3225 | | | | | 329 |
| TXF4532 | ACT4532 | | | | 330 |
| WCM2012-G | | | | | 331 |
| WCM2012-H | | | | | 333 |
| **LAN Transformers Modules** | | | | | |
| TAI-TECH | VISHAY | Coil Craft | TOKO | Cyntec | Page |
| LAN-12M162P | NS0013B | | | | 335 |
| LAN-16G241P | GST5009 | | | | 335 |
| LAN-17G241P | | H5007NL | | | 335 |
| LAN-12M162P7D8 | | | | | 336 |
| LAN-12M162P7B0 | | | | | 336 |
| LAN-12M162L7A8 | | | | | 336 |
| LAN-16G241P1A8 | | | | | 336 |
| LAN-16G241L1A8 | | | | | 336 |
| LAN-17G241P7C8 | | | | | 336 |
| LAN-28G481P1A8 | | | | | 336 |
| LAN-16E241L1A8 | | | | | 337 |
| LAN-16J241Q1A9 | | | | | 337 |
| LAP-16J241Q1A9 | | | | | 337 |
| LAN-12M162C7A8 | | | | | 337 |
| LAN-12M162C7A0 | | | | | 337 |
| LAN-16G241C1A8 | | | | | 337 |
| LAN-17G241C7A8 | | | | | 338 |
| LAN-16E241C1A8 | | | | | 338 |

# Part Numbering

## ■ Ferrite Chip Beads / Array

| FCM | 1608 | KV | - | 121 | T | 06 |
|---|---|---|---|---|---|---|
| 1 | 2 | 3 | | 4 | 5 | 6 |

1 Series Name

| Code | |
|---|---|
| FCM | Ferrite Chip Bead |
| HCB | High Current Ferrite Chip Bead |
| FCA | Ferrite Chip Bead Array |

2 Dimension(AxB)

| Code | Dimension(AxB) | EIA |
|---|---|---|
| 1005 | 1.0mmx0.5mm | 0402 |
| 1608 | 1.6mmx0.8mm | 0603 |
| 2012 | 2.0mmx1.25mm | 0805 |
| 3216 | 3.2mmx1.6mm | 1206 |
| 4516 | 4.5mmx1.6mm | 1806 |
| 4532 | 4.5mmx3.2mm | 1812 |

3 Material Characteristics/Application,V:for Vehicle

| Code | Meterial Characteristics |
|---|---|
| H | For General Use |
| K | |
| Z | For Low Speed |
| M | For High Speed Signal Lines |
| C | |

4 Impedance

| Code | Impedance(Ohm) |
|---|---|
| 070 | 7Ω |
| 700 | 70Ω |
| 601 | 600Ω |
| 202 | 2000Ω |

5 Packaging

| Code | Packaging |
|---|---|
| T | Plastic Taping(Φ180mm) |
| B | Bulk |

6 Rated Current

| Code | Rated Current(mA) |
|---|---|
| 02 | 200 |
| 05 | 500 |
| 20 | 2000 |
| 60 | 6000 |

## ■ Common Mode Choke Coils / Balun

| WCM | 2012 | F | 2 | S | V | - | 900 | T | 04 |
|---|---|---|---|---|---|---|---|---|---|
| 1 | 2 | 3 | 4 | 5 | 6 | | 7 | 8 | 9 |

1 Series Name

| Code | Common Mode Choke Coil |
|---|---|
| WCM | Winding Common Mode Filter for USB 2.0 |
| HDMI | Winding Common Mode Filter for HDMI |
| HSF | Winding Common Mode Filter for USB 3.0 |
| TCM | Tri-wired Common Mode Filter |
| ACM | Winding Common Mode Filter for Car |
| BCM | Balun Filter |

2 Dimension(AxB)

| Code | Dimension(AxB) | EIA |
|---|---|---|
| 0605 | 0.6mmx0.5mm | 0202 |
| 0806 | 0.8mmx0.6mm | 0302 |
| 1210 | 1.2mmx1.0mm | 0504 |
| 2012 | 2.0mmx1.2mm | 0805 |
| 3216 | 3.2mmx1.6mm | 1206 |
| 3225 | 3.2mmx2.5mm | 1210 |
| 4532 | 4.5mmx3.2mm | 1812 |

3 Material Characteristics

| Code | Material |
|---|---|
| F | Ferrite Material |

4 Numbers of Signal Line

| Code | Numbers of Signal Line |
|---|---|
| 2 | Two Lines |
| 3 | Three Lines |
| 4 | Four Lines |

5 Type

| Code | Type |
|---|---|
| S | Shielded Type |
| N | Non-Shielded Type |

6 V: for Vehicle

7 Impedance

| Code | Impedance(Ohm) |
|---|---|
| 900 | 90Ω |
| 121 | 120Ω |
| 102 | 1000Ω |

8 Packaging T: Taping and Reel

9 Rated Current

| Code | Rated Current(mA) |
|---|---|
| 02 | 200 |
| 10 | 1000 |

# Part Numbering

## ■ Chip Coils / Inductors

| FCI | 2012 | V | - | 100 | M |
|---|---|---|---|---|---|
| 1 | 2 | 3 | | 4 | 5 |

1 Series Name

| Code | |
|---|---|
| FCI | Ferrite Chip Inductor |
| SWF | Wire wound Ferrite Chip Inductor |
| SWI | Wire Wound Ceramic Chip |
| PAS | Hearing Aid (HAC) Inductor |

2 Dimension(AxB)

| Code | Dimension(AxB) | EIA |
|---|---|---|
| 0603 | 0.6mmx0.3mm | 0201 |
| 1005 | 1.0mmx0.5mm | 0402 |
| 1608 | 1.6mmx0.8mm | 0603 |
| 2012 | 2.0mmx1.25mm | 0805 |
| 2016 | 2.0mmx1.6mm | 0806 |
| 2520 | 2.5mmx2.0mm | 1008 |
| 3015 | 3.0mmx3.0mm | 1212 |
| 3216 | 3.2mmx1.6mm | 1206 |
| 3225 | 3.2mmx2.5mm | 1210 |
| 3010 | 3.0mmx3.0mm | 1212 |
| 4420 | 4.4mmx2.0mm | 1808 |
| 6420 | 6.4mmx2.0mm | 2508 |

3 V: for Vehicle

4 Inductance

| Code | Inductance |
|---|---|
| 1N0 | 1.0nH |
| 10N | 10nH |
| R10 | 100nH |
| 1R0 | 1.0uH |
| 100 | 10uH |
| 101 | 100uH |

5 Inductance Tolerance

| Code | Inductance Tolerance |
|---|---|
| B | ±0.1nH |
| C | ±0.2nH |
| S | ±0.3nH |
| G | ±2% |
| H | ±3% |
| J | ±5% |
| K | ±10% |
| L | ±15% |
| M | ±20% |
| Y | ±30% |

## ■ Power Inductors / Chokes

| CPI | 201210 | UV | - | 1R0 | M | - | 1A0 |
|---|---|---|---|---|---|---|---|
| 1 | 2 | 3 | | 4 | 5 | | 6 |

1 Series Name

| Code | Common Mode Choke Coil |
|---|---|
| CPI | Multilayer Type Power Inductor |
| FCH | |
| AHP | Sealed Type Power Inductor |
| HPC | |

2 Dimension

| Code | Dimension(AxB) | EIA |
|---|---|---|
| 1608 | 1.6mmx0.8mm | 0603 |
| 2012 | 2.0mmx1.25mm | 0805 |
| 201608/10 | 2.0mmx1.6mm | 0806 |
| 252010/12 | 2.5mmx2.0mm | 1008 |
| 322510/12 | 3.2mmx2.5mm | 1210 |
| 3010/12/15 | 3.0mmx3.0mm | 1212 |
| 4010/12/18 | 4.0mmx4.0mm | 1616 |
| 5020/40 | 5.0mmx5.0mm | 2020 |
| 6020/45 | 6.0mmx6.0mm | 2424 |
| 8040 | 8.0mmx8.0mm | 3232 |

3 Material

| Code | Numbers of Signal Line |
|---|---|
| F | Ferrite Material For Wire wound Inductor |
| A | |
| B | |
| C | |
| CV | |
| NV | |
| UV | Ferrite Material For Multilayer Inductor |
| MV | |
| SV | |

4 Inductance

| Code | Inductance |
|---|---|
| R47 | 0.47uH |
| 1R0 | 1.0uH |
| 100 | 10uH |
| 101 | 100uH |

5 Inductance Tolerance

| Code | Inductance Tolerance |
|---|---|
| K | ±10% |
| M | ±20% |
| Y | ±30% |

6 Rated Current

| Code | Rated Current |
|---|---|
| 0A6 | 0.60A |
| 1A0 | 1.00A |

# Part Numbering

## ■ Hi-Current Power Inductors (Molding Type)

| TMPC | 0603 | HV | - | 4R7 | M | - | D |
|---|---|---|---|---|---|---|---|
| 1 | 2 | 3 | | 4 | 5 | | 6 |

1 Series Name

| Code | |
|---|---|
| TMPC | Molding Type Hi-Current Power Inductor |
| TMPA | |
| TMPF | |
| TBMA | |
| TMIM | Mini Molding Type Hi-Current Power Inductor |
| TVMP | |
| TTMA | |

2 Dimension

| Code | Dimension(AxB) |
|---|---|
| 201610 | 2.0mmx1.6mm |
| 252010/12 | 2.5mmx2.0mm |
| 0302 | 3.5mmx3.2mm |
| 0315 | 3.5mmx3.2mm |
| 0412/02 | 4.1mmx4.1mm |
| 0415 | 4.45mmx4.06mm |
| 0403 | 4.1mmx4.1mm |
| 0512/15/18 | 5.7mmx5.2mm |
| 0502/03/05 | 5.7mmx5.2mm |
| 0612/18/24 | 7.0mmx6.6mm |
| 0602 | 7.0mmx6.6mm |
| 0603/04/05 | 7.3mmx6.6mm |
| 0606/15 | 7.0mmx6.6mm |
| 0702/03/05/07 | 7.8mmx7.6mm |
| 0803/04 | 8.8mmx8.2mm |
| 8040 | 8.8mmx8.4mm |
| 1002/03/04/05 | 11mmx10mm |
| 1235/05/06/65/07 | 13.5mmx12.6mm |
| 1707 | 17mmx17mm |
| 2313 | 23.5mmx22mm |
| 120804 | 13mmx8mm |
| 404010 | 4.2mmx4.15mm |
| 606010 | 6.1mmx6.1mm |

3 Material

| Code | Material/Type |
|---|---|
| AV | Material/Type |
| UV | |
| TV | |
| SV | |
| HV | |
| HTV | |
| HPV | |
| LRV | |
| LNV | |
| SPV | |

4 Inductance

| Code | Inductance |
|---|---|
| R47 | 0.47uH |
| 1R0 | 1.0uH |
| 100 | 10uH |
| 101 | 100uH |

5 Inductance Tolerance

| Code | Inductance Tolerance |
|---|---|
| M | ±20% |
| Y | ±30% |

6 Control No.

# FCM 1005 Series

Halogen-free RoHS

■ Dimensions (Unit mm)



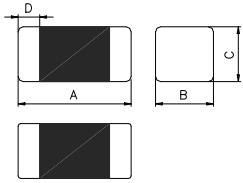


| P/N | A | B | C | D |
|---|---|---|---|---|
| FCM1005 | 1.00±0.10 | 0.50±0.10 | 0.50±0.10 | 0.25±0.10 |

■ Specifications

0402 inch A×B×C=1.00×0.50×0.50 Unit:mm Operating Temperature:-55~+125℃

| Part Number | Impedance (Ω) | Test Frequency (Hz) | DC Resistance (Ω) max. | Rated Current (mA) max. |
|---|---|---|---|---|
| FCM1005KF-300T03 | 30±25% | 100M/60mV | 0.20 | 300 |
| FCM1005KF-600T03 | 60±25% | 100M/60mV | 0.25 | 300 |
| FCM1005KF-121T01 | 120±25% | 100M/60mV | 0.30 | 100 |
| FCM1005KF-151T01 | 150±25% | 100M/60mV | 0.30 | 100 |
| FCM1005KF-221T01 | 220±25% | 100M/60mV | 0.40 | 100 |
| FCM1005KF-301T01 | 300±25% | 100M/60mV | 0.50 | 100 |
| FCM1005KF-471T01 | 470±25% | 100M/60mV | 0.65 | 100 |
| FCM1005KF-601T00 | 600±25% | 100M/60mV | 0.80 | 80 |
| FCM1005KF-102T00 | 1000±25% | 100M/60mV | 1.20 | 50 |
| FCM1005MF-600T01 | 60±25% | 100M/60mV | 0.30 | 100 |
| FCM1005MF-121T00 | 120±25% | 100M/60mV | 0.45 | 80 |
| FCM1005MF-221T00 | 220±25% | 100M/60mV | 0.60 | 50 |
| FCM1005MF-301T00 | 300±25% | 100M/60mV | 0.75 | 50 |

Halogen-free RoHS

## ■ Impedance-Frequency Characteristics (Typical)

FCM1005KF-300T03

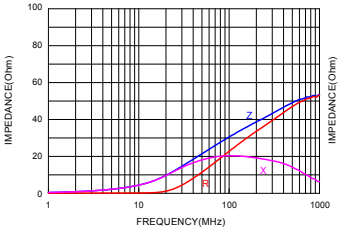


FCM1005KF-600T03

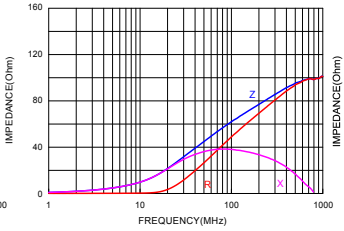


FCM1005KF-121T01

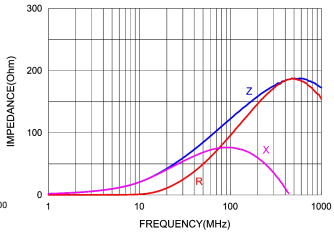


FCM1005KF-151T01

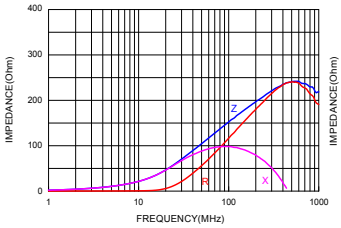


FCM1005KF-221T01

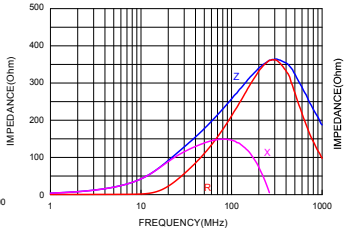


FCM1005KF-301T01

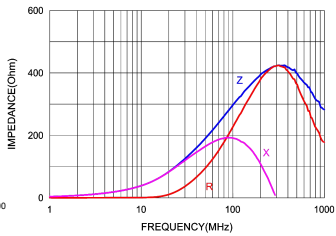


FCM1005KF-471T01

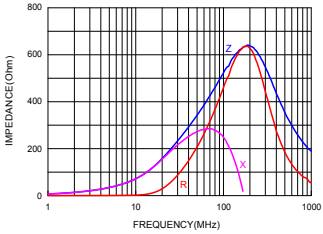


FCM1005KF-601T00

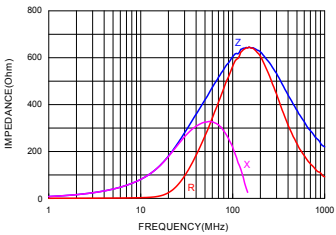


FCM1005KF-102T00

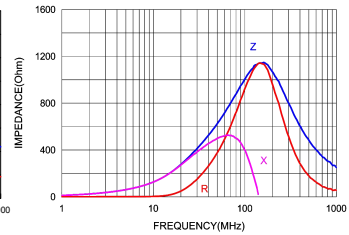


FCM1005MF-600T01

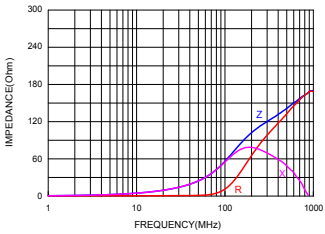


FCM1005MF-121T00

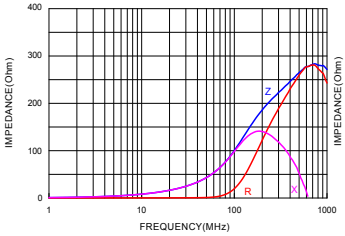


FCM1005MF-221T00

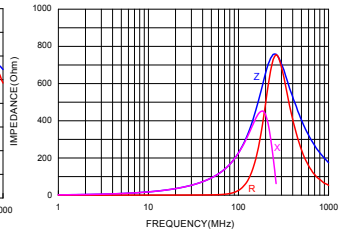

■ Impedance-Frequency Characteristics (Typical)

FCM1005MF-301T00

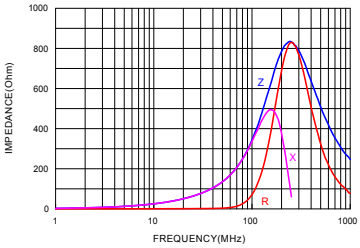

# FCM 1608 Series

Halogen-free RoHS

## ■ Dimensions (Unit mm)



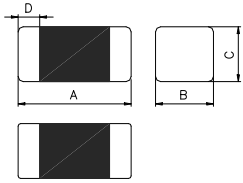


| P/N | A | B | C | D |
|---|---|---|---|---|
| FCM1608 | 1.60±0.15 | 0.80±0.15 | 0.80±0.15 | 0.30±0.20 |

## ■ Specifications

0603 inch A×B×C=1.60×0.80×0.80 Unit:mm Operating Temperature:-55~+125℃

| Part Number | Impedance (Ω) | Test Frequency (Hz) | DC Resistance (Ω) max. | Rated Current (mA) max. |
|---|---|---|---|---|
| FCM1608KF-300T07 | 30±25% | 100M/60mV | 0.20 | 700 |
| FCM1608KF-600T07 | 60±25% | 100M/60mV | 0.20 | 700 |
| FCM1608KF-121T06 | 120±25% | 100M/60mV | 0.25 | 600 |
| FCM1608KF-151T06 | 150±25% | 100M/60mV | 0.25 | 600 |
| FCM1608KF-221T05 | 220±25% | 100M/60mV | 0.30 | 550 |
| FCM1608KF-301T05 | 300±25% | 100M/60mV | 0.35 | 500 |
| FCM1608KF-471T03 | 470±25% | 100M/60mV | 0.45 | 350 |
| FCM1608KF-601T03 | 600±25% | 100M/60mV | 0.50 | 350 |
| FCM1608KF-102T02 | 1000±25% | 100M/60mV | 0.70 | 200 |
| FCM1608HF-152T02 | 1500±25% | 100M/60mV | 1.00 | 200 |
| FCM1608HF-202T01 | 2000±25% | 100M/60mV | 1.20 | 150 |
| FCM1608CF-100T07 | 10±25% | 100M/60mV | 0.20 | 700 |
| FCM1608CF-300T06 | 30±25% | 100M/60mV | 0.25 | 600 |
| FCM1608CF-600T06 | 60±25% | 100M/60mV | 0.30 | 600 |
| FCM1608CF-121T03 | 120±25% | 100M/60mV | 0.40 | 300 |
| FCM1608CF-151T03 | 150±25% | 100M/60mV | 0.40 | 300 |
| FCM1608CF-221T02 | 220±25% | 100M/60mV | 0.60 | 250 |

# FCM 1608 Series

## ■ Specifications

| 0603 inch A×B×C=1.60×0.80×0.80 Unit:mm | | | | Operating Temperature:-55~+125℃ |
|---|---|---|---|---|
| **Part Number** | **Impedance (Ω)** | **Test Frequency (Hz)** | **DC Resistance (Ω) max.** | **Rated Current (mA) max.** |
| FCM1608CF-301T02 | 300±25% | 100M/60mV | 0.80 | 200 |
| FCM1608CF-471T02 | 470±25% | 100M/60mV | 0.85 | 200 |
| FCM1608CF-601T01 | 600±25% | 100M/60mV | 1.20 | 150 |

Halogen-free RoHS

## ■ Impedance-Frequency Characteristics (Typical)

FCM1608KF-300T07

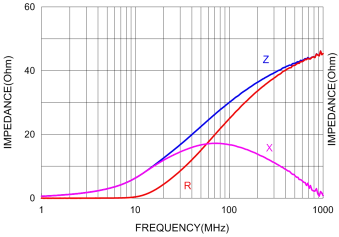


FCM1608KF-600T07

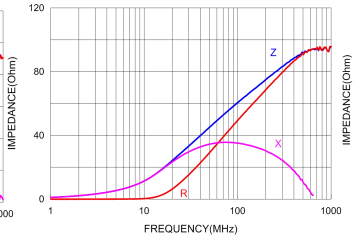


FCM1608KF-121T06

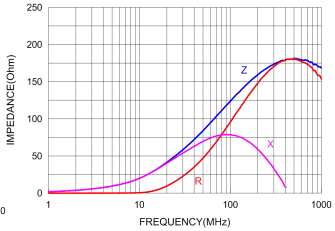


FCM1608KF-151T06

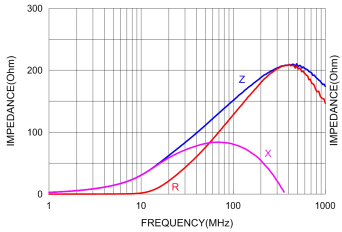


FCM1608KF-221T05

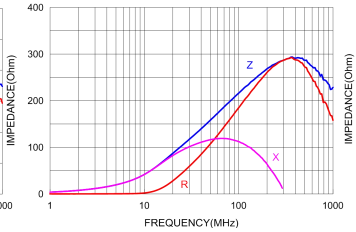


FCM1608KF-301T05

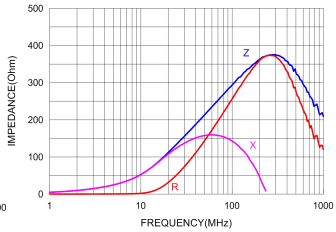


FCM1608KF-471T03

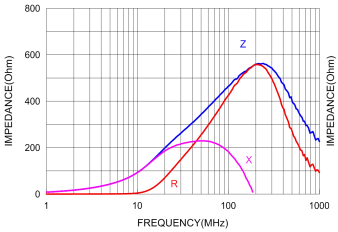


FCM1608KF-601T03

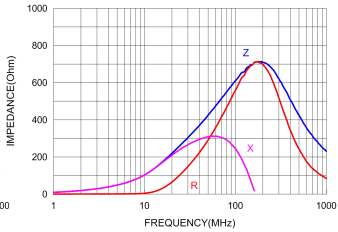


FCM1608KF-102T02

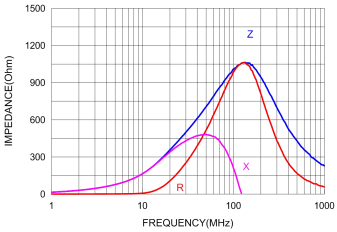


FCM1608HF-152T02

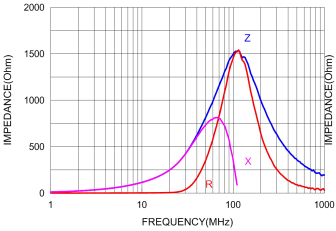


FCM1608HF-202T01

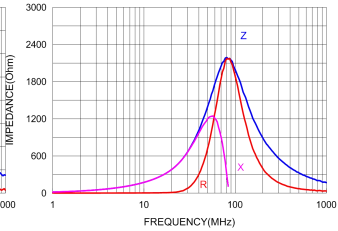


FCM1608CF-100T07

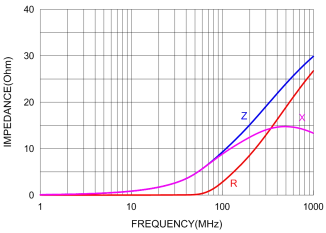

# FCM 1608 Series

## ■ Impedance-Frequency Characteristics (Typical)

### FCM1608CF-300T06

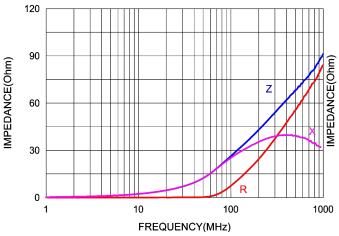


### FCM1608CF-600T06

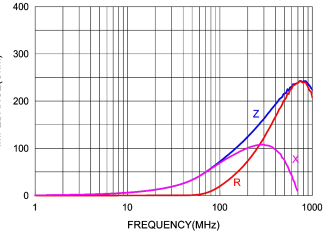


### FCM1608CF-121T03

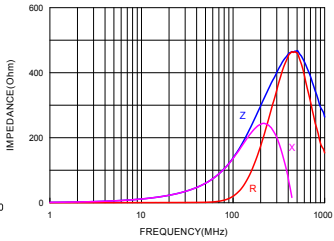


### FCM1608CF-151T03

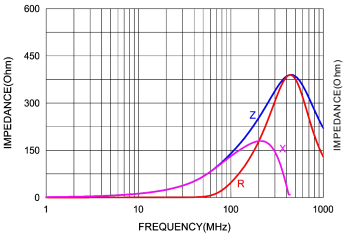


### FCM1608CF-221T02

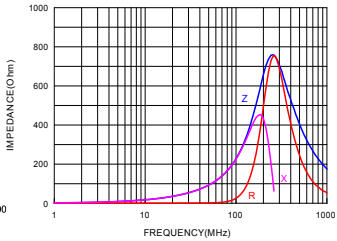


### FCM1608CF-301T02

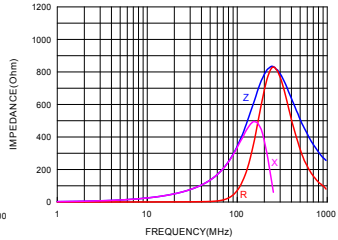


### FCM1608CF-471T02

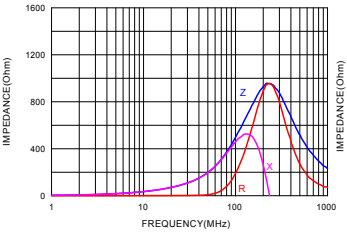


### FCM1608CF-601T01

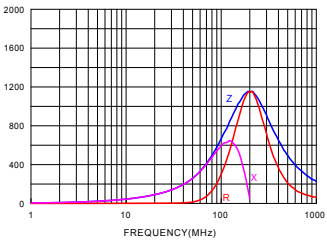

# FCM 2012 Series

Halogen-free RoHS

■ Dimensions (Unit mm)



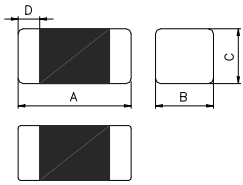


| P/N | A | B | C | D |
|---|---|---|---|---|
| FCM2012 | 2.00±0.20 | 1.25±0.20 | 0.85±0.20 | 0.50±0.30 |
| | | | 1.25±0.20 | |

■ Specifications

0805 inch A×B×C=2.00×1.25×0.85 Unit:mm Operating Temperature:-55~+125℃

| Part Number | Thickness C size(mm) | Impedance (Ω) | Test Frequency (Hz) | DC Resistance (Ω) max. | Rated Current (mA) max. |
|---|---|---|---|---|---|
| FCM2012KF-110T09 | 0.85±0.20 | 11±25% | 100M/60mV | 0.10 | 900 |
| FCM2012KF-170T06 | 0.85±0.20 | 17±25% | 100M/60mV | 0.10 | 600 |
| FCM2012KF-260T06 | 0.85±0.20 | 26±25% | 100M/60mV | 0.10 | 600 |
| FCM2012KF-300T06 | 0.85±0.20 | 30±25% | 100M/60mV | 0.10 | 600 |
| FCM2012KF-400T06 | 0.85±0.20 | 40±25% | 100M/60mV | 0.10 | 600 |
| FCM2012KF-600T09 | 0.85±0.20 | 60±25% | 100M/60mV | 0.10 | 900 |
| FCM2012KF-121T08 | 0.85±0.20 | 120±25% | 100M/60mV | 0.20 | 800 |
| FCM2012KF-151T08 | 0.85±0.20 | 150±25% | 100M/60mV | 0.20 | 800 |
| FCM2012KF-221T07 | 0.85±0.20 | 220±25% | 100M/60mV | 0.30 | 750 |
| FCM2012KF-301T07 | 0.85±0.20 | 300±25% | 100M/60mV | 0.30 | 700 |
| FCM2012KF-471T07 | 0.85±0.20 | 470±25% | 100M/60mV | 0.35 | 700 |
| FCM2012KF-601T05 | 0.85±0.20 | 600±25% | 100M/60mV | 0.40 | 500 |
| FCM2012KF-102T04 | 0.85±0.20 | 1000±25% | 100M/60mV | 0.45 | 400 |
| FCM2012HF-102T04 | 0.85±0.20 | 1000±25% | 100M/60mV | 0.45 | 400 |
| FCM2012HF-152T03 | 0.85±0.20 | 1500±25% | 100M/60mV | 0.50 | 350 |
| FCM2012HF-202T02 | 0.85±0.20 | 2000±25% | 100M/60mV | 0.60 | 250 |
| FCM2012NF-070T06 | 0.85±0.20 | 7±25% | 100M/60mV | 0.10 | 600 |

# FCM 2012 Series

Halogen-free RoHS

■ Specifications

0805 inch A×B×C=2.00×1.25×0.85 Unit:mm Operating Temperature:-55~+125℃

| Part Number | Thickness C size(mm) | Impedance (Ω) | Test Frequency (Hz) | DC Resistance (Ω) max. | Rated Current (mA) max. |
|---|---|---|---|---|---|
| FCM2012CF-600T07 | 0.85±0.20 | 60±25% | 100M/60mV | 0.20 | 700 |
| FCM2012CF-121T06 | 0.85±0.20 | 120±25% | 100M/60mV | 0.25 | 600 |
| FCM2012CF-151T06 | 0.85±0.20 | 150±25% | 100M/60mV | 0.25 | 600 |
| FCM2012CF-221T04 | 0.85±0.20 | 220±25% | 100M/60mV | 0.30 | 400 |
| FCM2012CF-301T04 | 0.85±0.20 | 300±25% | 100M/60mV | 0.35 | 400 |

0805 inch A×B×C=2.00×1.25×1.25 Unit:mm Operating Temperature:-55~+125℃

| Part Number | Thickness C size(mm) | Impedance (Ω) | Test Frequency (Hz) | DC Resistance (Ω) max. | Rated Current (mA) max. |
|---|---|---|---|---|---|
| FCM2012CF-471T04 | 1.25±0.20 | 470±25% | 100M/60mV | 0.40 | 400 |
| FCM2012CF-601T03 | 1.25±0.20 | 600±25% | 100M/60mV | 0.45 | 300 |

Halogen-free RoHS

## ■ Impedance-Frequency Characteristics (Typical)

FCM2012KF-110T09

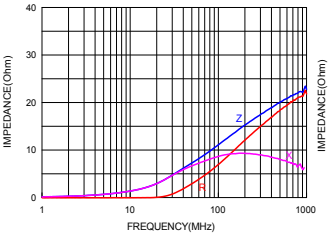


FCM2012KF-170T06

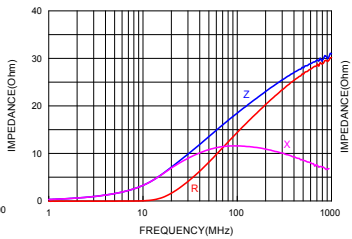


FCM2012KF-260T06

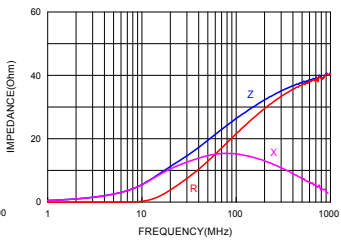


FCM2012KF-300T06

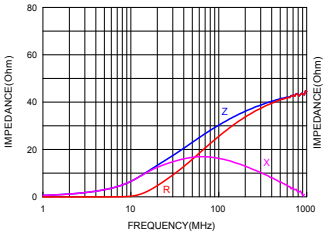


FCM2012KF400T06

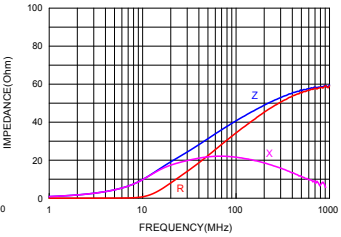


FCM2012KF-600T09

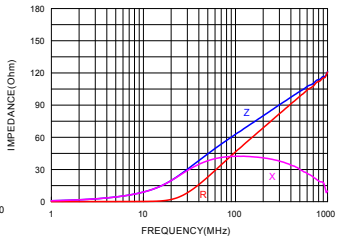


FCM2012KF-121T08

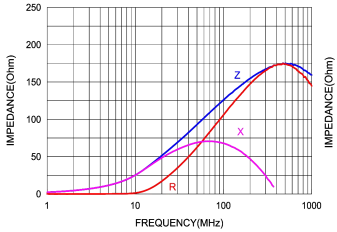


FCM2012KF-151T08

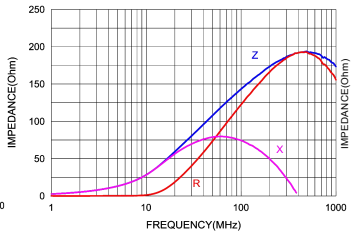


FCM2012KF-221T07

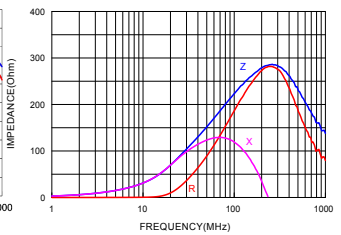


FCM2012KF-301T07

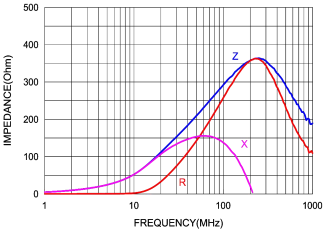


FCM2012KF-471T07

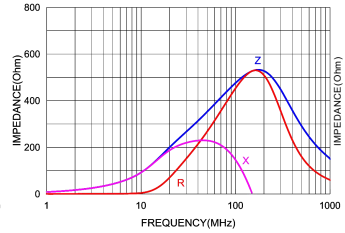


FCM2012KF-601T05

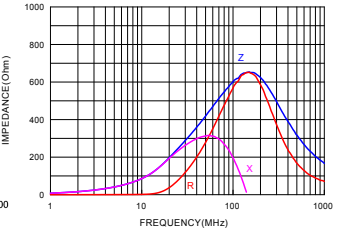

Halogen-free RoHS

## ■ Impedance-Frequency Characteristics (Typical)

FCM2012KF-102T04

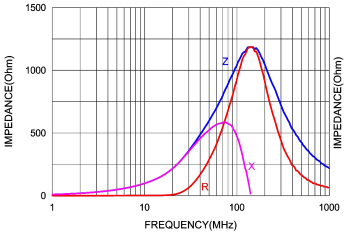


FCM2012HF-102T04

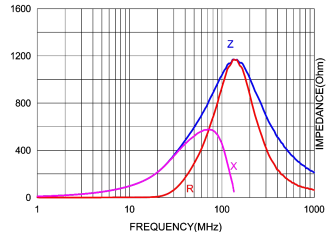


FCM2012HF-152T03

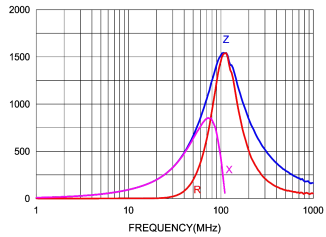


FCM2012HF-202T02

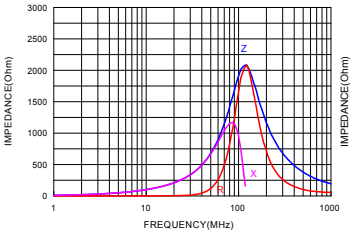


FCM2012NF-070T06

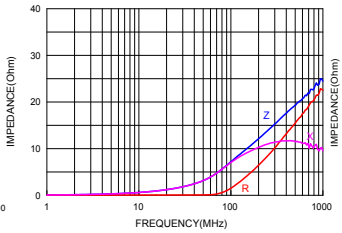


FCM2012CF-600T07

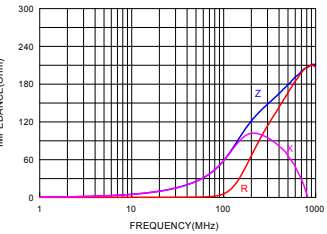


FCM2012CF-121T06

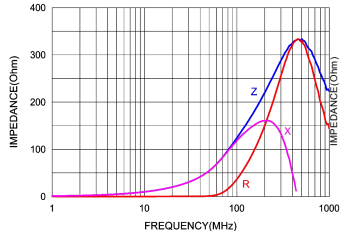


FCM2012CF-151T06

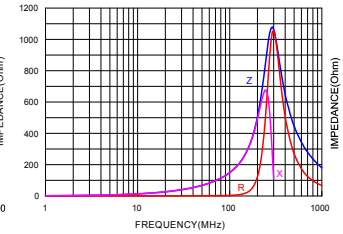


FCM2012CF-221T04

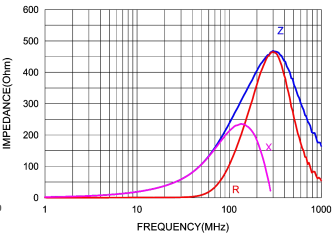


FCM2012CF-301T04

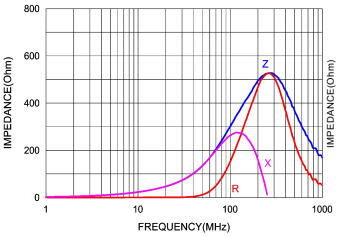


FCM2012CF-471T04

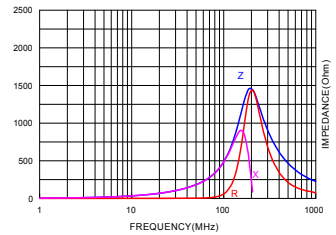


FCM2012CF-601T03

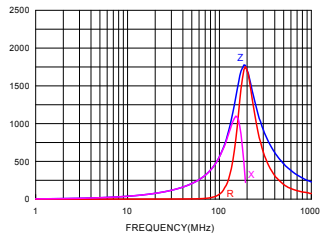

# FCM 3216 Series

Halogen-free RoHS

■ Dimensions (Unit mm)



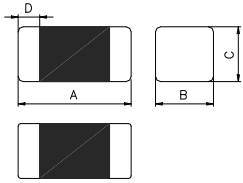


| P/N | A | B | C | D |
|---|---|---|---|---|
| FCM3216 | 3.20±0.20 | 1.60±0.20 | 1.10±0.20 | 0.50±0.30 |

■ Specifications

1206 inch A×B×C=3.20×1.60×1.10 Unit:mm Operating Temperature:-55~+125℃

| Part Number | Impedance (Ω) | Test Frequency (Hz) | DC Resistance (Ω) max. | Rated Current (mA) max. |
|---|---|---|---|---|
| FCM3216KF-260T05 | 26±25% | 100M/60mV | 0.20 | 500 |
| FCM3216KF-310T05 | 31±25% | 100M/60mV | 0.20 | 500 |
| FCM3216KF-420T05 | 42±25% | 100M/60mV | 0.20 | 500 |
| FCM3216KF-500T05 | 50±25% | 100M/60mV | 0.20 | 500 |
| FCM3216KF-700T05 | 70±25% | 100M/60mV | 0.20 | 500 |
| FCM3216KF-900T05 | 90±25% | 100M/60mV | 0.20 | 500 |
| FCM3216KF-121T09 | 120±25% | 100M/60mV | 0.15 | 900 |
| FCM3216KF-151T09 | 150±25% | 100M/60mV | 0.15 | 900 |
| FCM3216KF-201T06 | 200±25% | 100M/60mV | 0.35 | 600 |
| FCM3216KF-221T07 | 220±25% | 100M/60mV | 0.35 | 700 |
| FCM3216KF-301T07 | 300±25% | 100M/60mV | 0.35 | 700 |
| FCM3216KF-471T04 | 470±25% | 100M/60mV | 0.35 | 400 |
| FCM3216KF-601T04 | 600±25% | 100M/60mV | 0.40 | 400 |

# FCM 3216 Series

Halogen-free RoHS

## ■ Impedance-Frequency Characteristics (Typical)

FCM3216KF-260T05

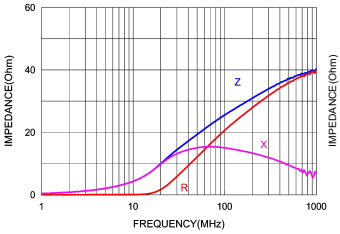


FCM3216KF-310T05

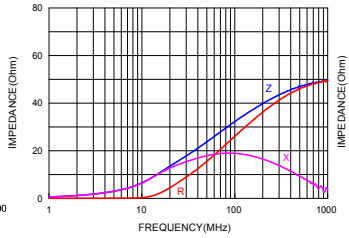


FCM3216KF-420T05

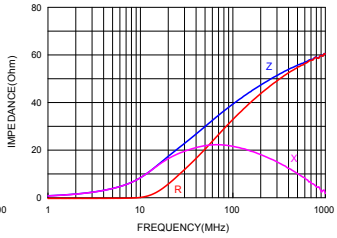


FCM3216KF-500T05

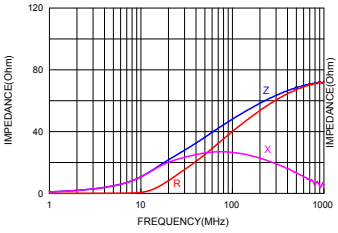


FCM3216KF-700T05

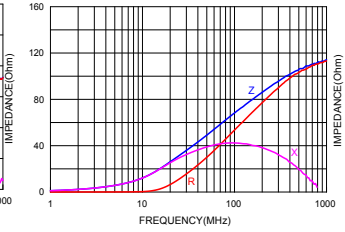


FCM3216KF-900T05

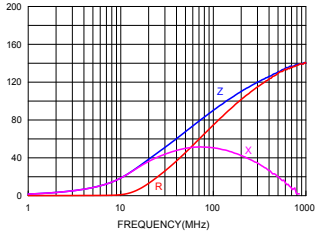


FCM3216KF-121T09

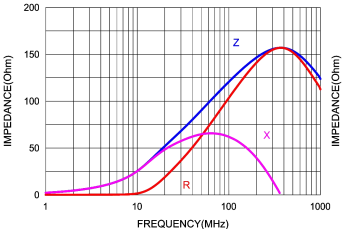


FCM3216KF-151T09

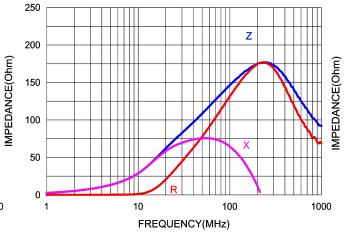


FCM3216KF-201T06

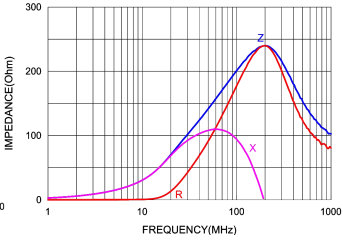


FCM3216KF-221T07

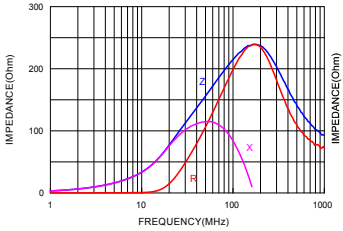


FCM3216KF-301T07

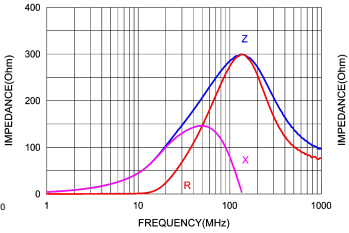


FCM3216KF-471T04

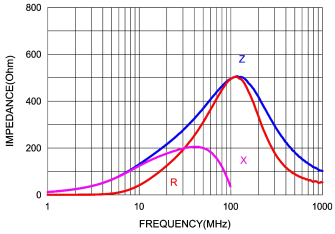

# FCM 3216 Series

Halogen-free RoHS

## ■ Impedance-Frequency Characteristics (Typical)

FCM3216KF-601T04

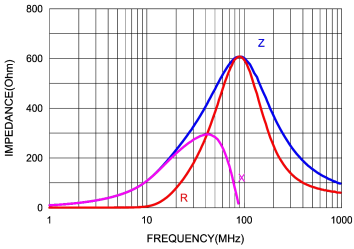

# HCB 1005 Series

Halogen-free RoHS

■ Dimensions (Unit mm)



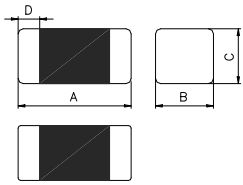


| P/N | A | B | C | D |
|---|---|---|---|---|
| HCB1005 | 1.00±0.10 | 0.50±0.10 | 0.50±0.10 | 0.25±0.10 |

■ Specifications

0402 inch A×B×C=1.00×0.50×0.50 Unit:mm Operating Temperature:-55~+125℃

| Part Number | Impedance (Ω) | Test Frequency (Hz) | DC Resistance (Ω) max. | Rated Current (mA) max. |
|---|---|---|---|---|
| HCB1005MF-100T25 | 10±25% | 100M/60mV | 0.050 | 2500 |
| HCB1005KF-121T20 | 120±25% | 100M/60mV | 0.095 | 2000 |
| HCB1005KF-221T15 | 220±25% | 100M/60mV | 0.150 | 1500 |
| HCB1005PF-330T30 | 33±25% | 100M/60mV | 0.022 | 3000 |
| HCB1005PF-600T25 | 60±25% | 100M/60mV | 0.032 | 2500 |
| HCB1005PF-800T23 | 80±25% | 100M/60mV | 0.038 | 2300 |

Halogen-free RoHS

■ Impedance-Frequency Characteristics (Typical)

HCB1005MF-100T25

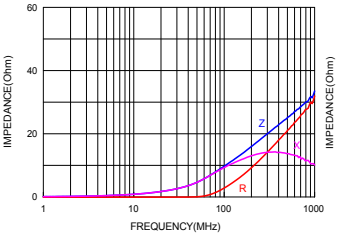


HCB1005KF-121T20

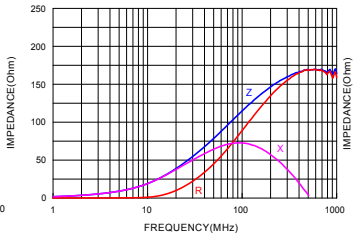


HCB1005KF-221T15

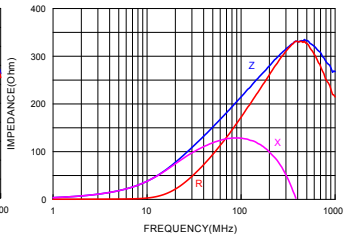


HCB1005PF-330T30

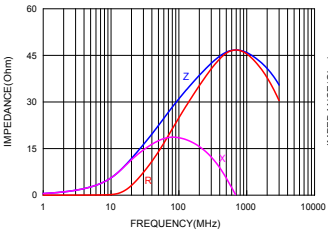


HCB1005PF-600T25

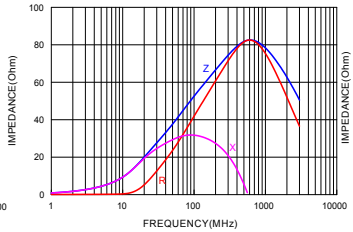


HCB1005PF-800T23

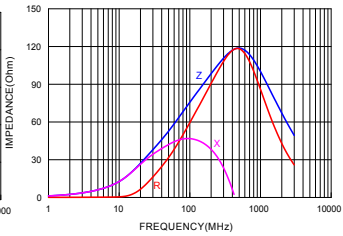

# HCB 1608 Series

Halogen-free RoHS

■ Dimensions (Unit mm)



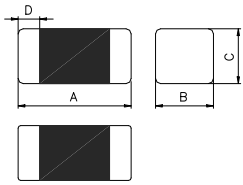


| P/N | A | B | C | D |
|---|---|---|---|---|
| HCB1606 | 1.60±0.15 | 0.80±0.15 | 0.60±0.15 | 0.30±0.20 |
| HCB1608 | 1.60±0.15 | 0.80±0.15 | 0.80±0.15 | 0.30±0.20 |

■ Specifications

0603 inch A×B×C=1.60×0.80×0.60 Unit:mm Operating Temperature:-55~+125℃

| Part Number | Impedance (Ω) | Test Frequency (Hz) | DC Resistance (Ω) max. | Rated Current (mA) max. |
|---|---|---|---|---|
| HCB1606ZF-260T60 | 26±25% | 100M/60mV | 0.01 | 6000 |

■ Specifications

0603 inch A×B×C=1.60×0.80×0.80 Unit:mm Operating Temperature:-55~+125℃

| Part Number | Impedance (Ω) | Test Frequency (MHz) | DC Resistance (Ω) max. | Rated Current (mA) max. |
|---|---|---|---|---|
| HCB1608KF-300T30 | 30±25% | 100M/60mV | 0.04 | 3000 |
| HCB1608KF-800T30 | 80±25% | 100M/60mV | 0.04 | 3000 |
| HCB1608KF-121T20 | 120±25% | 100M/60mV | 0.10 | 2000 |
| HCB1608KF-151T20 | 150±25% | 100M/60mV | 0.10 | 2000 |
| HCB1608KF-221T20 | 220±25% | 100M/60mV | 0.10 | 2000 |
| HCB1608KF-301T10 | 300±25% | 100M/60mV | 0.20 | 1000 |
| HCB1608KF-471T10 | 470±25% | 100M/60mV | 0.20 | 1000 |
| HCB1608KF-601T10 | 600±25% | 100M/60mV | 0.20 | 1000 |

Halogen-free RoHS

## ■ Impedance-Frequency Characteristics (Typical)

HCB1606ZF-260T60

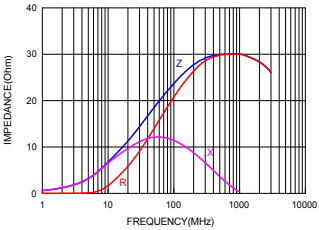


HCB1608KF-300T30

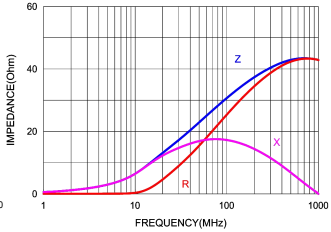


HCB1608KF-800T30

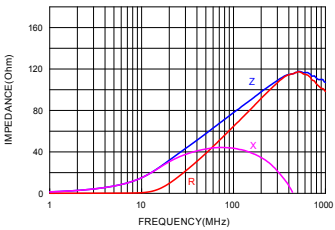


HCB1608KF-121T20

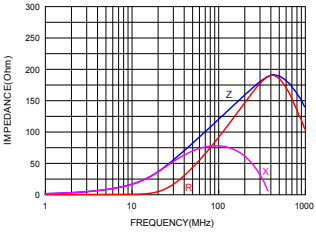


HCB1608KF-151T20

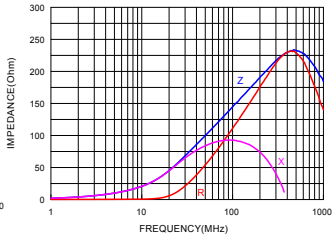


HCB1608KF-221T20

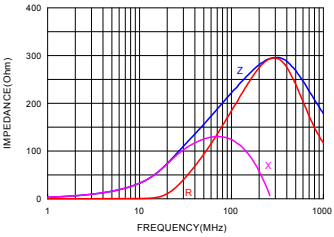


HCB1608KF-301T10

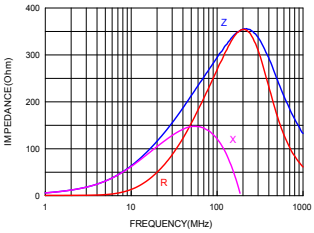


HCB1608KF-471T10

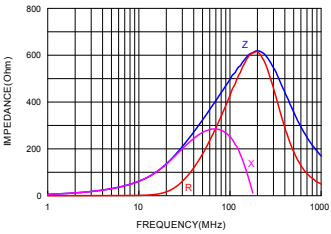


HCB1608KF-601T10

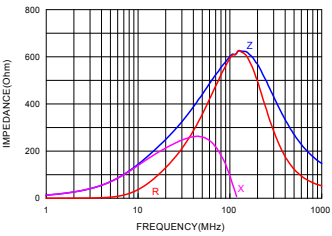

# HCB 2012 Series

Halogen-free RoHS

■ Dimensions (Unit mm)



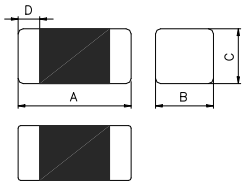


| P/N | A | B | C | D |
|---|---|---|---|---|
| HCB2012 | 2.00±0.20 | 1.25±0.20 | 0.85±0.20 | 0.50±0.30 |

■ Specifications

**0805 inch A×B×C=2.00×1.25×0.85 Unit:mm** **Operating Temperature:-55~+125℃**

| Part Number | Impedance (Ω) | Test Frequency (Hz) | DC Resistance (Ω) max. | Rated Current (mA) max. |
|---|---|---|---|---|
| HCB2012KF-300T30 | 30±25% | 100M/60mV | 0.04 | 3000 |
| HCB2012KF-800T30 | 80±25% | 100M/60mV | 0.04 | 3000 |
| HCB2012KF-121T20 | 120±25% | 100M/60mV | 0.10 | 2000 |
| HCB2012KF-151T20 | 150±25% | 100M/60mV | 0.10 | 2000 |
| HCB2012KF-221T20 | 220±25% | 100M/60mV | 0.10 | 2000 |
| HCB2012KF-301T10 | 300±25% | 100M/60mV | 0.20 | 1000 |
| HCB2012KF-471T10 | 470±25% | 100M/60mV | 0.20 | 1000 |
| HCB2012KF-601T10 | 600±25% | 100M/60mV | 0.20 | 1000 |

Halogen-free RoHS

## ■ Impedance-Frequency Characteristics (Typical)

HCB2012KF-300T30

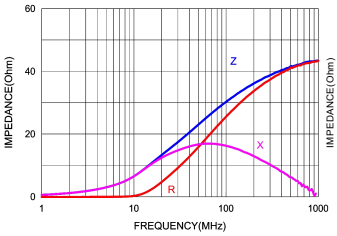


HCB2012KF-800T30

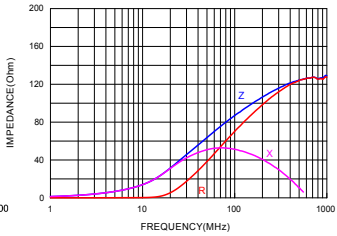


HCB2012KF-121T20

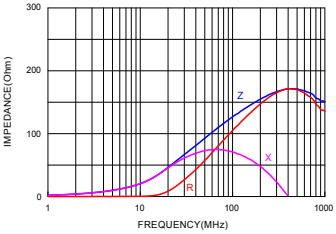


HCB2012KF-151T20

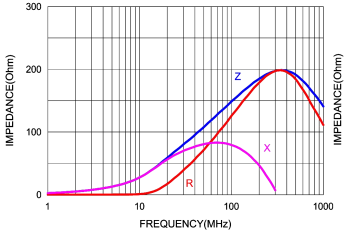


HCB2012KF- 221T20

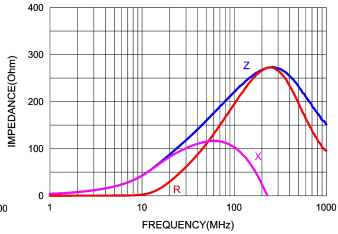


HCB2012KF-301T10

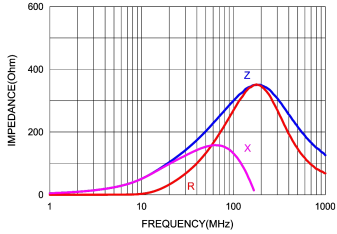


HCB2012KF-471T10

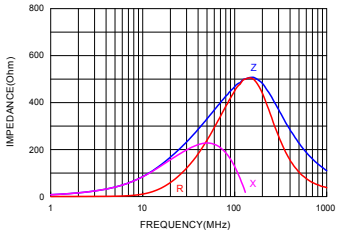


HCB2012KF-601T10

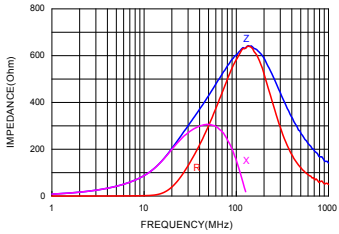

# HCB 3216 Series

Halogen-free RoHS

■ Dimensions (Unit mm)



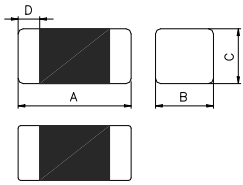


| P/N | A | B | C | D |
|---|---|---|---|---|
| HCB3216 | 3.20±0.20 | 1.60±0.20 | 1.10±0.20 | 0.50±0.30 |

■ Specifications

1206 inch A×B×C=3.20×1.60×1.10 Unit:mm Operating Temperature:-55~+125℃

| Part Number | Impedance (Ω) | Test Frequency (Hz) | DC Resistance (Ω) max. | Rated Current (mA) max. |
|---|---|---|---|---|
| HCB3216KF-300T30 | 30±25% | 100M/60mV | 0.04 | 3000 |
| HCB3216KF-500T30 | 50±25% | 100M/60mV | 0.04 | 3000 |
| HCB3216KF-800T30 | 80±25% | 100M/60mV | 0.04 | 3000 |
| HCB3216KF-121T20 | 120±25% | 100M/60mV | 0.10 | 2000 |
| HCB3216KF-151T20 | 150±25% | 100M/60mV | 0.10 | 2000 |
| HCB3216KF-301T10 | 300±25% | 100M/60mV | 0.20 | 1000 |
| HCB3216KF-471T10 | 470±25% | 100M/60mV | 0.20 | 1000 |
| HCB3216KF-501T30 | 500±25% | 100M/60mV | 0.04 | 3000 |
| HCB3216KF-601T20 | 600±25% | 100M/60mV | 0.10 | 2000 |

Halogen-free RoHS

■ Impedance-Frequency Characteristics (Typical)

HCB3216KF-300T30

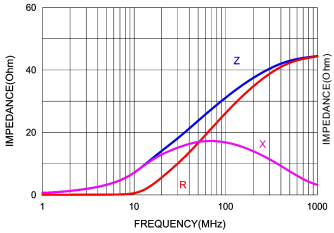


HCB3216KF-500T30

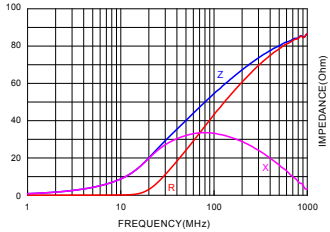


HCB3216KF-800T30

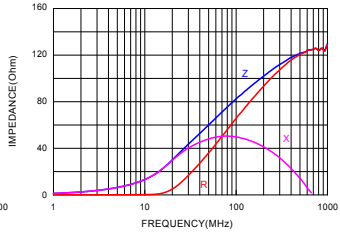


HCB3216KF-121T20

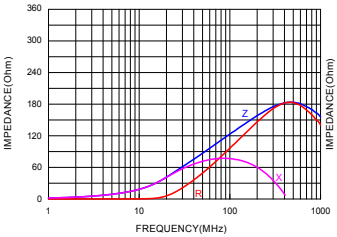


HCB3216KF-151T20

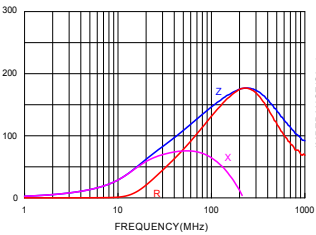


HCB3216KF-301T10

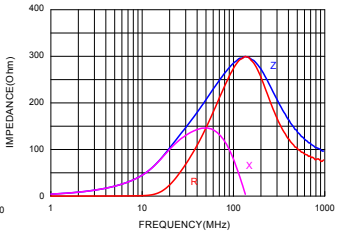


HCB3216KF-471T10

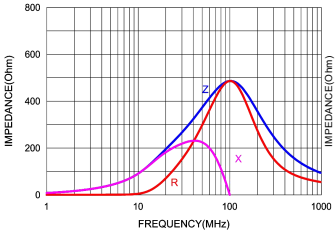


HCB3216KF-501T30

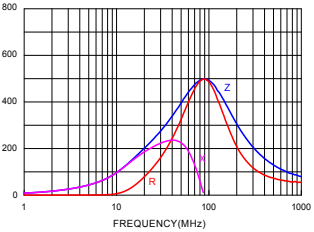


HCB3216KF-601T20

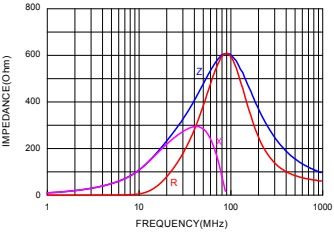

# HCB 4516 Series

Halogen-free RoHS

■ Dimensions (Unit mm)



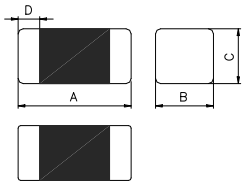


| P/N | A | B | C | D |
|---|---|---|---|---|
| HCB4516 | 4.50±0.20 | 1.60±0.20 | 1.60±0.20 | 0.50±0.30 |

■ Specifications

| 1806 inch A×B×C=4.50×1.60×1.60 Unit:mm | | | | Operating Temperature:-55~+125℃ |
|---|---|---|---|---|
| **Part Number** | **Impedance (Ω)** | **Test Frequency (MHz)** | **DC Resistance (Ω) max.** | **Rated Current (mA) max.** |
| HCB4516KF-600T60 | 60±25% | 100M/60mV | 0.01 | 6000 |
| HCB4516KF-800T30 | 80±25% | 100M/60mV | 0.04 | 3000 |

■ Impedance-Frequency Characteristics (Typical)

HCB4516KF-600T60

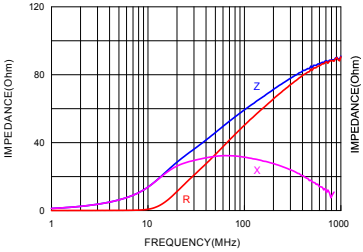


HCB4516KF-800T30

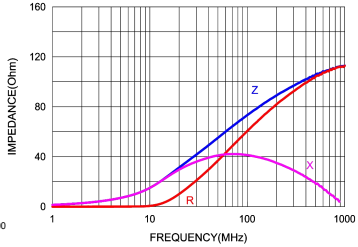

# HCB 4532 Series

Halogen-free RoHS

■ Dimensions (Unit mm)



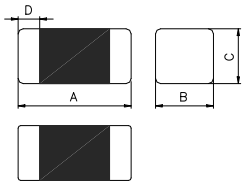


| P/N | A | B | C | D |
|---|---|---|---|---|
| HCB4532 | 4.50±0.20 | 3.20±0.20 | 1.50±0.20 | 0.50±0.30 |

■ Specifications

1812 inch A×B×C=4.50×3.20×1.50 Unit:mm Operating Temperature:-55~+125℃

| Part Number | Impedance (Ω) | Test Frequency (MHz) | DC Resistance (Ω) max. | Rated Current (mA) max. |
|---|---|---|---|---|
| HCB4532KF-800T60 | 80±25% | 100M/60mV | 0.01 | 6000 |
| HCB4532KF-121T50 | 120±25% | 100M/60mV | 0.02 | 5000 |
| HCB4532KF-131T30 | 130±25% | 100M/60mV | 0.04 | 3000 |
| HCB4532KF-151T50 | 150±25% | 100M/60mV | 0.02 | 5000 |
| HCB4532MF-681T40 | 680±25% | 100M/60mV | 0.03 | 4000 |
| HCB4532MF-132T30 | 1300±25% | 100M/60mV | 0.06 | 3000 |



■ Impedance-Frequency Characteristics (Typical)

HCB4532KF-800T60

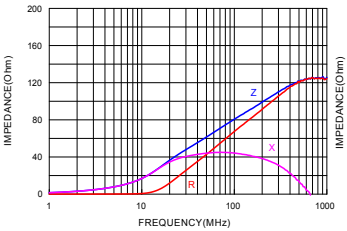


HCB4532KF-121T50

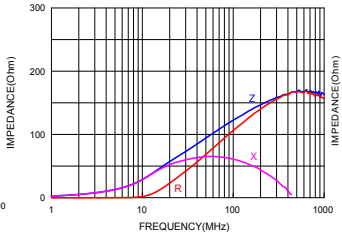


HCB4532KF-131T30

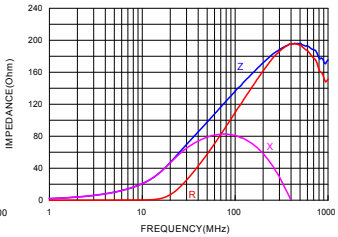


HCB4532KF-151T50

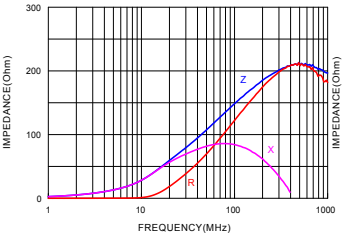


HCB4532MF-681T40

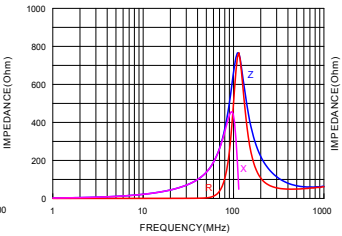


HCB4532MF-132T30

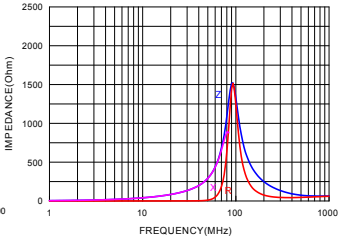

# HFZ 1005 Series

Halogen-free RoHS

■ Dimensions (Unit mm)



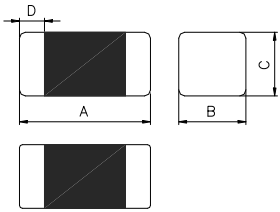


| P/N | A | B | C | D |
|---|---|---|---|---|
| HFZ1005 | 1.00±0.10 | 0.50±0.10 | 0.50±0.10 | 0.25±0.10 |

■ Specifications

0402 inch A×B×C=1.00×0.50×0.50 Unit:mm Operating Temperature:-55~+125℃

| Part Number | Impedance (Ω) | Test Frequency (Hz) | DC Resistance (Ω) max. | Rated Current (mA) max. |
|---|---|---|---|---|
| HFZ1005PF-100T40 | 10±25% | 100M/60mV | 0.018 | 4000 |
| HFZ1005PF-300T30 | 30±25% | 100M/60mV | 0.022 | 3000 |
| HFZ1005PF-600T25 | 60±25% | 100M/60mV | 0.032 | 2500 |
| HFZ1005PF-800T23 | 80±25% | 100M/60mV | 0.038 | 2300 |
| HFZ1005PF-121T20 | 120±25% | 100M/60mV | 0.050 | 2000 |
| HFZ1005PF-221T15 | 220±25% | 100M/60mV | 0.095 | 1500 |
| HFZ1005PF-301T12 | 300±25% | 100M/60mV | 0.150 | 1200 |
| HFZ1005PF-471T11 | 470±25% | 100M/60mV | 0.180 | 1100 |
| HFZ1005PF-601T10 | 600±25% | 100M/60mV | 0.200 | 1000 |

# HFZ 1005 Series

Halogen-free RoHS

## ■ Impedance-Frequency Characteristics (Typical)

HFZ1005PF-100T40

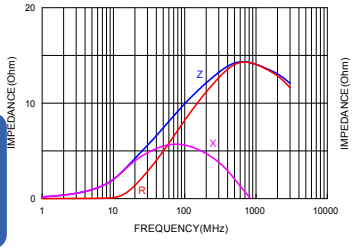


HFZ1005PF-300T30

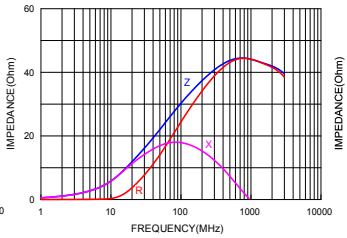


HFZ1005PF-600T25

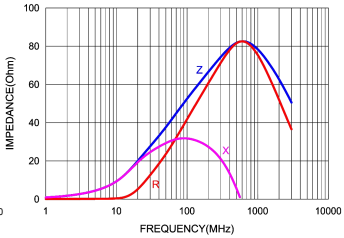


HFZ1005PF-800T23

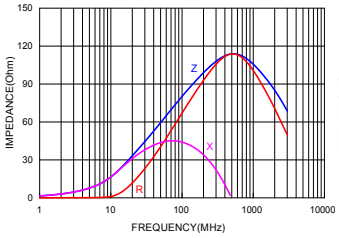


HFZ1005PF-121T20

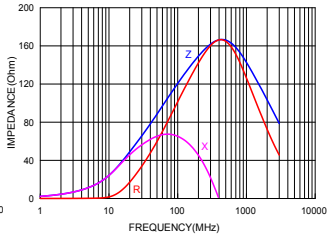


HFZ1005PF-221T15

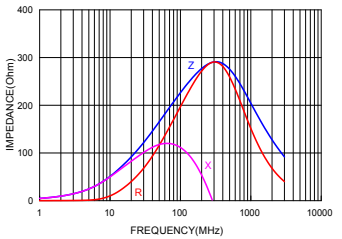


HFZ1005PF-301T12

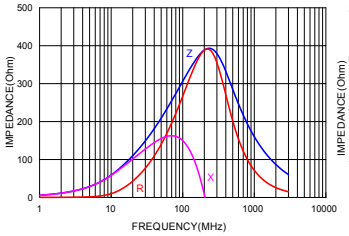


HFZ1005PF-471T11

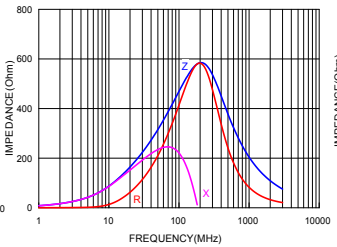


HFZ1005PF-601T10

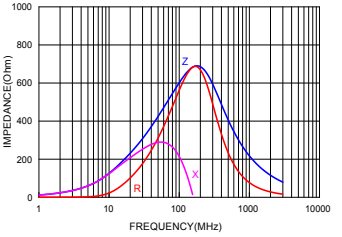

# HFZ 1606 Series

## ■ Dimensions (Unit mm)

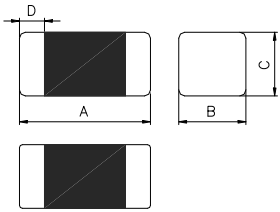


| P/N | A | B | C | D |
|---|---|---|---|---|
| HFZ1606 | 1.60±0.15 | 0.80±0.15 | 0.60±0.15 | 0.30±0.20 |

## ■ Specifications

**0603 inch A×B×C=1.60×0.80×0.60 Unit:mm** **Operating Temperature:-55~+125℃**

| Part Number | Impedance (Ω) | Test Frequency (Hz) | DC Resistance (Ω) max. | Rated Current (mA) max. |
|---|---|---|---|---|
| HFZ1606CF-080T80 | 8±25% | 100M/60mV | 0.004 | 8000 |
| HFZ1606ZF-220T80 | 22±25% | 100M/60mV | 0.004 | 8000 |



■ Impedance-Frequency Characteristics (Typical)

HFZ1606CF-080T80

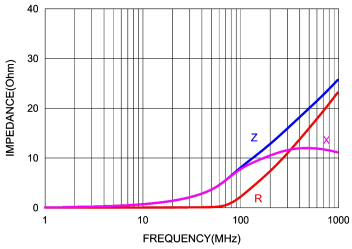


HFZ1606ZF-220T80

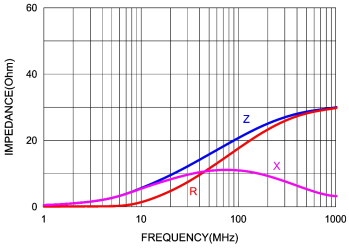

# HFZ 1608 Series

Halogen-free RoHS

■ Dimensions (Unit mm)



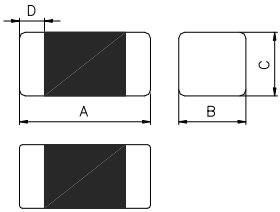


| P/N | A | B | C | D |
|---|---|---|---|---|
| HFZ1608 | 1.60±0.15 | 0.80±0.15 | 0.80±0.15 | 0.30±0.20 |

■ Specifications

0603 inch A×B×C=1.60×0.80×0.80 Unit:mm Operating Temperature:-55~+125℃

| Part Number | Impedance (Ω) | Test Frequency (Hz) | DC Resistance (Ω) max. | Rated Current (mA) max. |
|---|---|---|---|---|
| HFZ1608PF-300T50 | 30±25% | 100M/60mV | 0.010 | 5000 |
| HFZ1608PF-600T40 | 60±25% | 100M/60mV | 0.020 | 4000 |
| HFZ1608PF-800T30 | 80±25% | 100M/60mV | 0.030 | 3000 |
| HFZ1608PF-101T30 | 100±25% | 100M/60mV | 0.030 | 3000 |
| HFZ1608PF-121T30 | 120±25% | 100M/60mV | 0.035 | 3000 |
| HFZ1608PF-151T25 | 150±25% | 100M/60mV | 0.040 | 2500 |
| HFZ1608PF-221T23 | 220±25% | 100M/60mV | 0.050 | 2300 |
| HFZ1608PF-301T22 | 300±25% | 100M/60mV | 0.070 | 2200 |
| HFZ1608PF-471T20 | 470±25% | 100M/60mV | 0.090 | 2000 |
| HFZ1608PF-601T20 | 600±25% | 100M/60mV | 0.095 | 2000 |
| HFZ1608PF-102T15 | 1000±25% | 100M/60mV | 0.150 | 1500 |

Halogen-free RoHS

## ■ Impedance-Frequency Characteristics (Typical)

HFZ1608PF-300T50

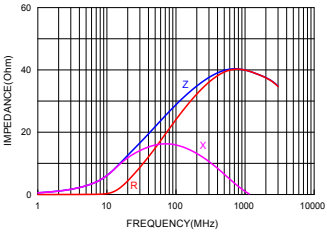


HFZ1608PF-600T40

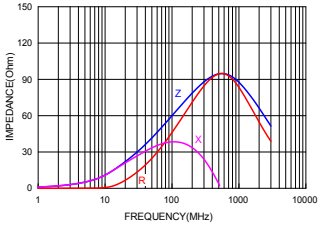


HFZ1608PF-800T30

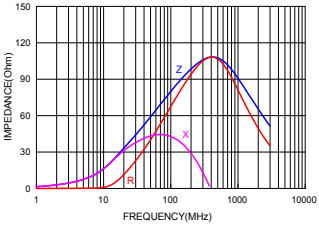


HFZ1608PF-101T30

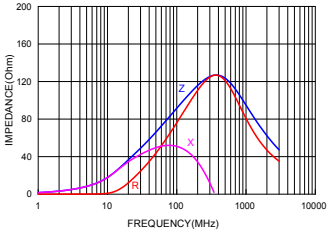


HFZ1608PF-121T30

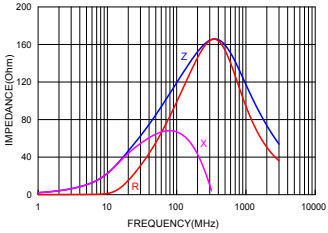


HFZ1608PF-151T25

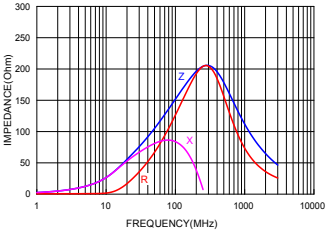


HFZ1608PF-221T23

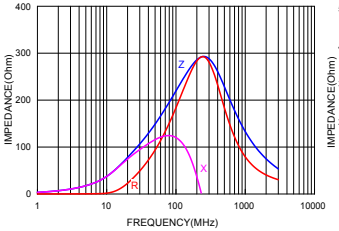


HFZ1608PF-301T22

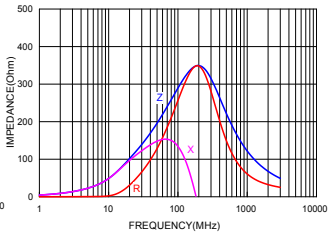


HFZ1608PF-471T20

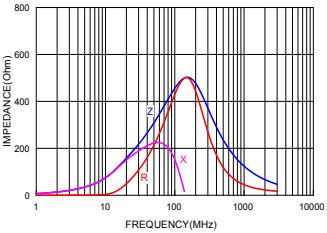


HFZ1608PF-601T20

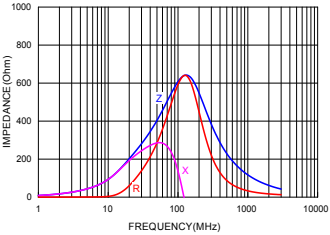


HFZ1608PF-102T15

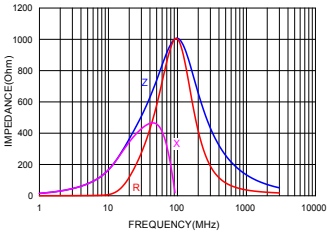

# HFZ 2012 Series

Halogen-free RoHS

■ Dimensions (Unit mm)



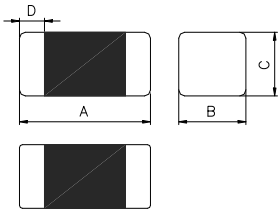


| P/N | A | B | C | D |
|---|---|---|---|---|
| HFZ2012 | 2.00±0.20 | 1.25±0.20 | 0.85±0.20 | 0.50±0.30 |

■ Specifications

0805 inch A×B×C=2.00×1.25×0.85 Unit:mm Operating Temperature:-55~+125℃

| Part Number | Impedance (Ω) | Test Frequency (Hz) | DC Resistance (Ω) max. | Rated Current (mA) max. |
|---|---|---|---|---|
| HFZ2012PF-300T85 | 30±25% | 100M/60mV | 0.004 | 8500 |
| HFZ2012PF-700T60 | 70±25% | 100M/60mV | 0.009 | 6000 |
| HFZ2012PF-111T50 | 110±25% | 100M/60mV | 0.013 | 5000 |
| HFZ2012PF-181T40 | 180±25% | 100M/60mV | 0.020 | 4000 |
| HFZ2012PF-331T28 | 330±25% | 100M/60mV | 0.040 | 2800 |
| HFZ2012PF-471T25 | 470±25% | 100M/60mV | 0.050 | 2500 |
| HFZ2012PF-601T23 | 600±25% | 100M/60mV | 0.060 | 2300 |
| HFZ2012PF-102T16 | 1000±25% | 100M/60mV | 0.120 | 1600 |

Halogen-free RoHS

## ■ Impedance-Frequency Characteristics (Typical)

HFZ2012PF-300T85

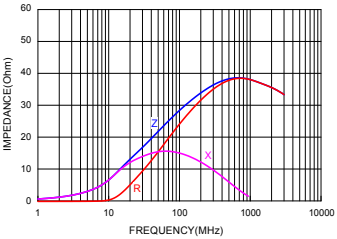


HFZ2012PF-700T60

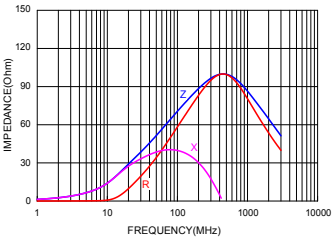


HFZ2012PF-111T50

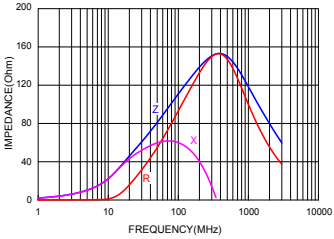


HFZ2012PF-181T40

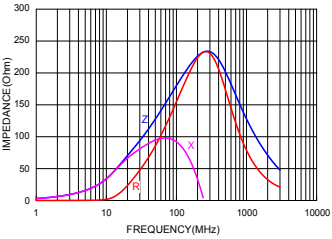


HFZ2012PF-331T28

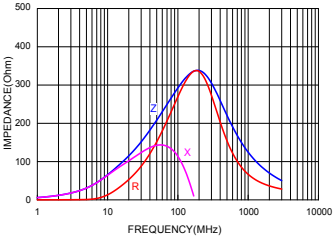


HFZ2012PF-471T25

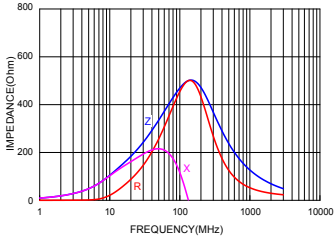


HFZ2012PF-601T23

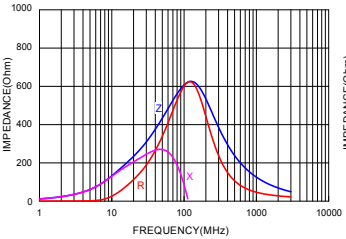


HFZ2012PF-102T16

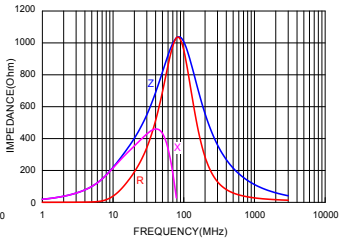

# HFZ 3216 Series

Halogen-free RoHS

■ Dimensions (Unit mm)



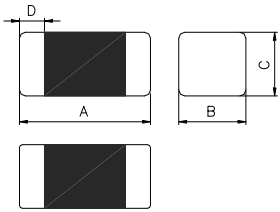


| P/N | A | B | C | D |
|---|---|---|---|---|
| HFZ3216 | 3.20±0.20 | 1.60±0.20 | 1.10±0.20 | 0.50±0.30 |

■ Specifications

1206 inch A×B×C=3.20×1.60×1.10 Unit:mm Operating Temperature:-55~+125℃

| Part Number | Impedance (Ω) | Test Frequency (Hz) | DC Resistance (Ω) max. | Rated Current (mA) max. |
|---|---|---|---|---|
| HFZ3216PF-300T110 | 30±25% | 100M/60mV | 0.0025 | 11000 |
| HFZ3216PF-500T120 | 50±25% | 100M/60mV | 0.0025 | 12000 |
| HFZ3216PF-121T60 | 120±25% | 100M/60mV | 0.0090 | 6000 |
| HFZ3216PF-271T45 | 270±25% | 100M/60mV | 0.0160 | 4500 |
| HFZ3216PF-471T40 | 470±25% | 100M/60mV | 0.0200 | 4000 |
| HFZ3216PF-601T29 | 600±25% | 100M/60mV | 0.0380 | 2900 |
| HFZ3216PF-801T25 | 800±25% | 100M/60mV | 0.0500 | 2500 |
| HFZ3216PF-102T20 | 1000±25% | 100M/60mV | 0.0750 | 2000 |

Halogen-free RoHS

## ■ Impedance-Frequency Characteristics (Typical)

HFZ3216PF-300T110

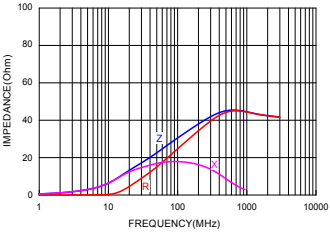


HFZ3216PF-500T120

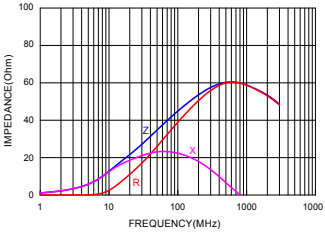


HFZ3216PF-121T60

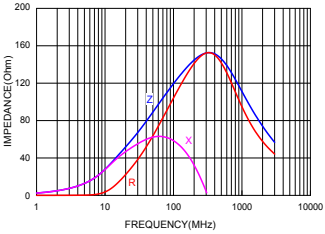


HFZ3216PF-271T45

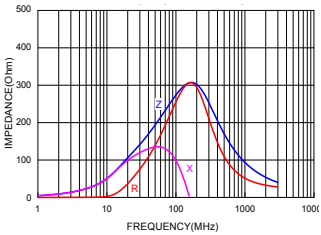


HFZ3216PF-471T40

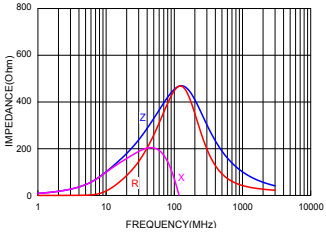


HFZ3216PF-601T29

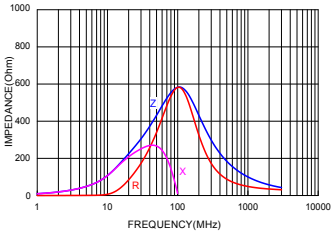


HFZ3216PF-801T25

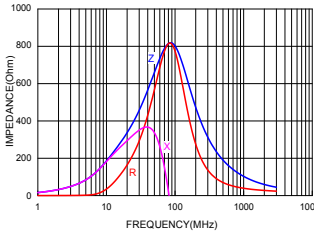


HFZ3216PF-102T20

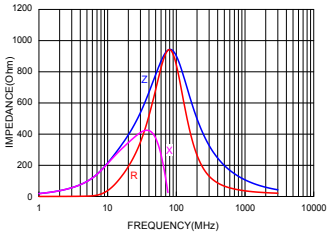

# BPH 32XX Series



## ■ Dimensions (Units: mm)



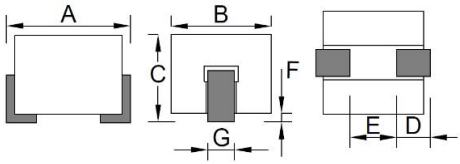


| P/N | A | B | C | D | E | F | G |
|---|---|---|---|---|---|---|---|
| BPH322521W5 | 3.10±0.15 | 2.50±0.15 | 2.15±0.15 | 0.85±0.20 | 1.20±0.20 | 0.00～0.10 | 0.70±0.10 |
| BPH322523W5 | 3.08 +0.10/-0.15 | 2.90±0.10 | 2.20±0.10 | 0.80±0.20 | 1.20min. | 0.00～0.11 | 0.85±0.10 |

## ■ Specifications

**1210 inch AxBxC=3.10x2.50x2.15 Unit : mm Operating Temperature:-40~+125℃**

| Part Number | Impedance(Ω) at 25 MHz | Impedance(Ω) at 100 MHz | DC Resistance (mΩ) max | Rated Current(A) |
|---|---|---|---|---|
| | | | | ΔT= 40℃TYP |
| BPH322521W5-350T | 25±25% | 35±25% | 0.60 | 21.0 |

Note:
Rated Current: (1) Chroma high current test fixture.

**1210 inch AxBxC=3.08x2.90x2.20 Unit : mm Operating Temperature:-40~+125℃**

| Part Number | Impedance (Ω) at 25 MHz | Impedance (Ω) at 100 MHz | DC Resistance (mΩ) max | Rated Current(A) | |
|---|---|---|---|---|---|
| | | | | ΔT= 40℃TYP | ΔT= 60℃TYP |
| BPH323023W5-400T | 23±25% | 40±25% | 0.60 | 21.0(1)<br>15.0(2) | 26.0(1)<br>18.0(2) |

Note:
Rated Current: (1) Chroma high current test fixture.
(2) PCB test fixture (30x45mm copper pattern, 50um copper thickness).

# BPH 4030 Series



Halogen-free RoHS

## ■ Dimensions (Units: mm)



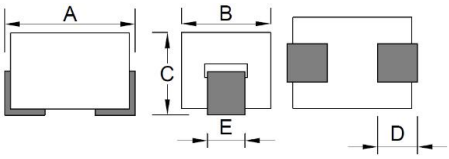


| P/N | A | B | C | D | E |
|---|---|---|---|---|---|
| BPH403022R5 | 3.90～4.50 | 3.00±0.15 | 2.20 Max | 1.00±0.20 | 1.25±0.15 |
| BPH403025R5 | 4.30～5.10 | 3.10±0.15 | 2.70～3.10 | 1.35±0.20 | 1.35±0.15 |
| BPH403025MN5 | 4.30～5.10 | 3.10±0.15 | 2.70～3.10 | 1.35±0.20 | 1.35±0.15 |

## ■ Specifications

1612 inch AxBxC=3.90x3.00x2.20 Unit : mm Operating Temperature:-40~+125℃
1612 inch AxBxC=4.30x3.10x2.70 Unit : mm

| Part Number | Impedance (Ω) at 25 MHz | Impedance (Ω) at 100 MHz | DC Resistance (mΩ)max | Rated Current(A) | |
|---|---|---|---|---|---|
| | | | | ΔT= 40℃ TYP | ΔT= 60℃ TYP |
| BPH403022R5-400T-G | 24±25% | 40±25% | 0.70 | 20.0 | 28.0 |
| BPH403025R5-530T | 35±25% | 53±25% | 0.60 | 35.0(1)<br>15.0(2) | 45.0(1)<br>18.0(2) |

1612 inch AxBxC=4.30x3.10x2.70 Unit : mm Operating Temperature:-40~+125℃

| Part Number | Impedance (Ω) at 1 MHz | Impedance (Ω) at 10 MHz | DC Resistance (mΩ)max | Rated Current(A) | |
|---|---|---|---|---|---|
| | | | | ΔT= 40℃ TYP | ΔT= 60℃ TYP |
| BPH403025MN5-470TP | 20±25% | 47±25% | 0.75 | 24.0(1)<br>10.0(2) | 28.0(1)<br>13.0(2) |

Note:
Rated Current:
(1) Chroma high current test fixture.
(2) PCB test fixture (30x45mm copper pattern, 50um copper thickness).

# BPH 8530 Series



## ■ Dimensions (Units: mm)



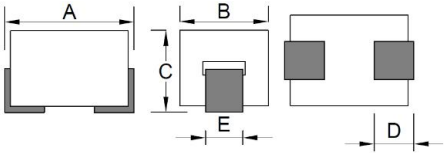


| P/N | A | B | C | D | E |
|---|---|---|---|---|---|
| BPH853025R5 | 9.00±0.40 | 3.00±0.15 | 2.80±0.25 | 1.50±0.50 | 1.25±0.20 |

## ■ Specifications

3412 inch AxBxC=9.00x3.00x2.80 Unit : mm Operating Temperature:-40~+125℃

| Part Number | Impedance (Ω) at 25 MHz | Impedance (Ω) at 100 MHz | DC Resistance (mΩ)max | Rated Current(A) | |
|---|---|---|---|---|---|
| | | | | ΔT= 40℃ TYP | ΔT= 60℃ TYP |
| BPH853025R5-101T | 65±25% | 100±25% | 1.00 | 30.0(1)<br>13.0(2) | 40.0(1)<br>18.0(2) |

Note:
Rated Current:
(1) Chroma high current test fixture.
(2) PCB test fixture (30x45mm copper pattern, 50um copper thickness).

# FCA 3216 Series

## ■ Dimensions (Unit mm)

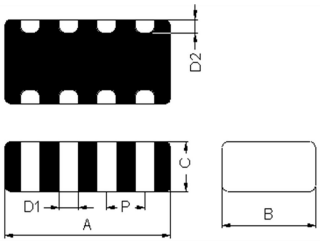


| P/N | A | B | C | D1 | D2 | P |
|---|---|---|---|---|---|---|
| FCA3216 | 3.20±0.20 | 1.60±0.20 | 0.90±0.20 | 0.40±0.15 | 0.30±0.10 | 0.8±0.10 |

## ■ Specifications

1206 inch A×B×C=3.20×1.60×0.90 Unit:mm Operating Temperature:-55~+125℃

| Part Number | Impedance (Ω) | Test Frequency (Hz) | DC Resistance (Ω) max. | Rated Current (mA) max. |
|---|---|---|---|---|
| FCA3216KF4-300T05 | 30±25% | 100M/60mV | 0.20 | 500 |
| FCA3216KF4-600T04 | 60±25% | 100M/60mV | 0.25 | 400 |
| FCA3216KF4-121T03 | 120±25% | 100M/60mV | 0.30 | 350 |
| FCA3216KF4-301T02 | 300±25% | 100M/60mV | 0.40 | 250 |
| FCA3216KF4-601T02 | 600±25% | 100M/60mV | 0.50 | 200 |
| FCA3216KF4-102T01 | 1000±25% | 100M/60mV | 0.75 | 150 |

Halogen-free RoHS

## ■ Impedance-Frequency Characteristics (Typical)

FCA3216KF4-300T05

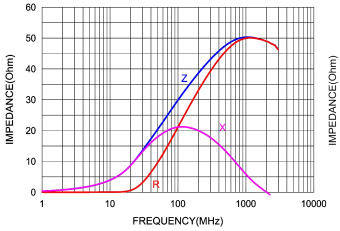


FCA3216KF4-600T04

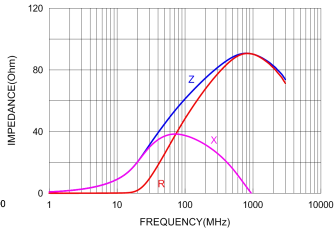


FCA3216KF4-121T03

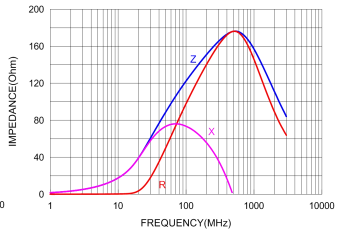


FCA3216KF4-301T02

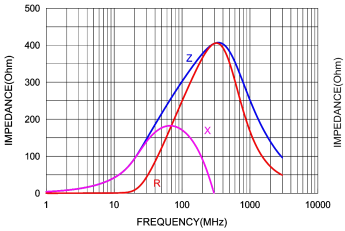


FCA3216KF4-601T02

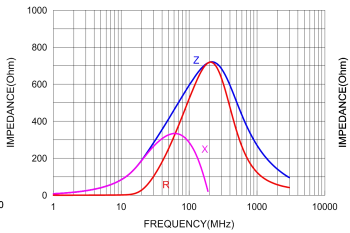


FCA3216KF4-102T01

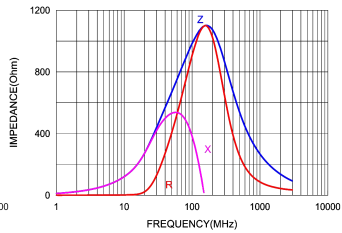

# MCF Series



## ■ Dimensions (Unit: mm)

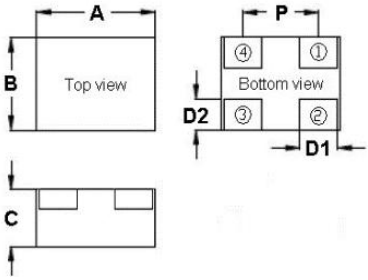


| P/N | A | B | C | P | D1 | D2 |
|---|---|---|---|---|---|---|
| MCF0605 | 0.65±0.05 | 0.50±0.05 | 0.30±0.05 | 0.40±0.10 | 0.20±0.05 | 0.15±0.10 |
| MCF0806 | 0.85±0.05 | 0.65±0.05 | 0.40±0.05 | 0.50±0.10 | 0.27±0.05 | 0.20±0.10 |

## ■ Specifications

**02502 inch AxBxC=0.65x0.50x0.30 Unit : mm Operating Temperature:-25~+85℃**

| Part Number | Common Mode Impedance (Ω) | Test Frequency (MHz) | Rated Voltage (Vdc) | Withstand Voltage (Vdc) | Insulation Resistance (MΩ) min. | Cut-off Frequency (GHz) min. | DC Resistance (Ω) max. | Rated Current (mA) max. |
|---|---|---|---|---|---|---|---|---|
| MCF0605YTF2-120T01 | 9~15 | 100 | 5 | 12.5 | 100 | 10.0 | 2.8 | 100 |
| MCF0605YGF2-250T01 | 25±25% | 100 | 5 | 12.5 | 100 | 8.0 | 2.5 | 100 |
| MCF0605YGF2-900T01 | 90±25% | 100 | 5 | 12.5 | 100 | 2.7 | 5.2 | 100 |

**03025 inch AxBxC=0.85x0.65x0.40 Unit : mm Operating Temperature:-25~+85℃**

| Part Number | Common Mode Impedance (Ω) | Test Frequency (MHz) | Rated Voltage (Vdc) | Withstand Voltage (Vdc) | Insulation Resistance (MΩ) min. | Cut-off Frequency (GHz) min. | DC Resistance (Ω) max. | Rated Current (mA) max. |
|---|---|---|---|---|---|---|---|---|
| MCF0806YSF2-120T01 | 12±25% | 100 | 5 | 12.5 | 100 | 10.0 | 1.7 | 100 |
| MCF0806YSF2-470T01 | 47±25% | 100 | 5 | 12.5 | 100 | 4.0 | 3.8 | 100 |
| MCF0806YGF2-900T01 | 90±25% | 100 | 5 | 12.5 | 100 | 2.0 | 4.0 | 100 |



■ Impedance-Frequency Characteristics (Typical)

MCF0605YTF2-120T01

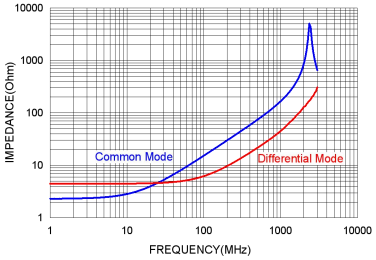


MCF0605YGF2-350T01

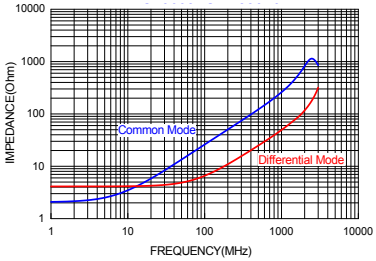


MCF0605YGF2-900T01

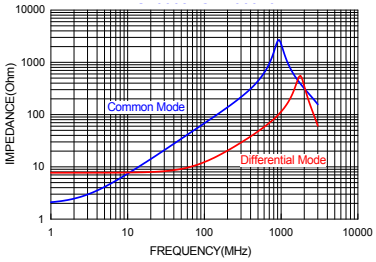


MCF0806YSF2-120T01

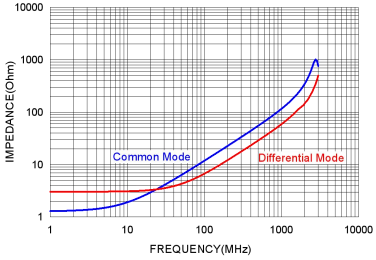


MCF0806YSF2-470T01

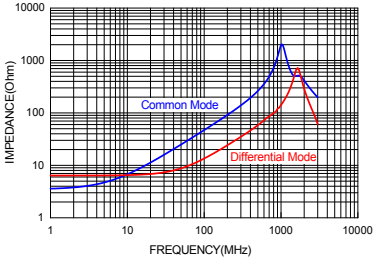


MCF0806YGF2-900T01

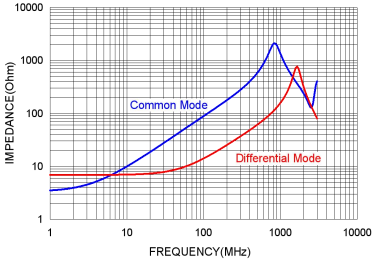

# WCM 1210 Series

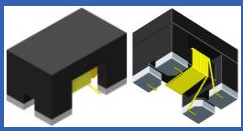

## ■ Dimensions (Units: mm)



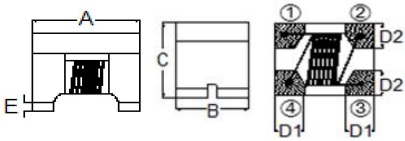


| P/N | A | B | C | D1 | D2 | E |
|---|---|---|---|---|---|---|
| WCM1210 | 1.20±0.20 | 1.00±0.20 | 0.90 max. | 0.35±0.10 | 0.35±0.10 | 0.03 min. |

## ■ Specifications

0504 inch AxBxC=1.20x1.00x0.90 Unit : mm Operating Temperature:-40~+125℃

| Part Number | Common mode Impedance (Ω) | Test Frequency (MHz) | DC Resistance (Ω)max. | Rated Current (mA) max. | Rated Volt. (Vdc)max. | Withstand Volt.(Vdc) max. | IR (Ω) min. |
|---|---|---|---|---|---|---|---|
| WCM1210F2SF-600T02 | 60±25% | 100 | 0.30 | 250 | 50 | 125 | 10M |
| WCM1210F2SF-900T02 | 90±25% | 100 | 0.30 | 250 | 50 | 125 | 10M |
| WCM1210F2SF-121T02 | 120±25% | 100 | 0.35 | 250 | 50 | 125 | 10M |
| WCM1210F2SF-161T01 | 160±25% | 100 | 0.43 | 160 | 50 | 125 | 10M |
| WCM1210F2SF-201T01 | 200±25% | 100 | 0.80 | 120 | 50 | 125 | 10M |

# WCM 1210 Series

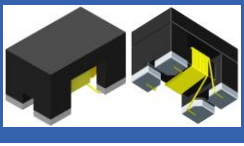

## ■ Impedance-Frequency Characteristics (Typical)

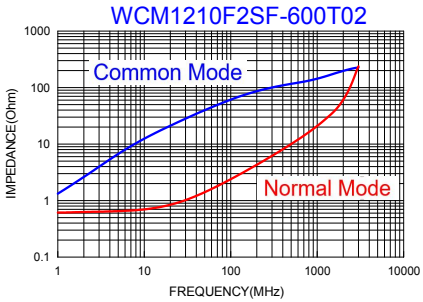


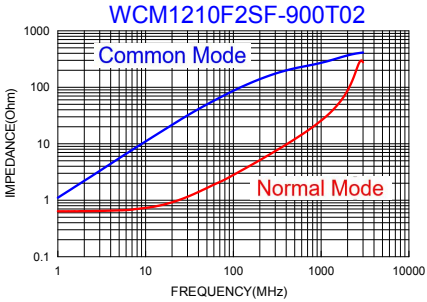


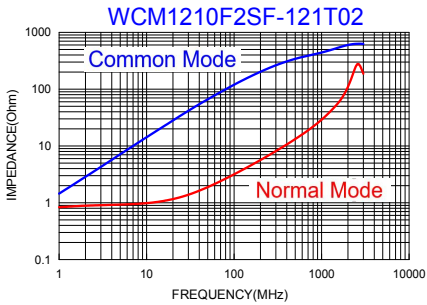


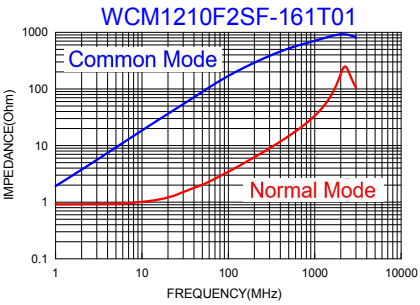


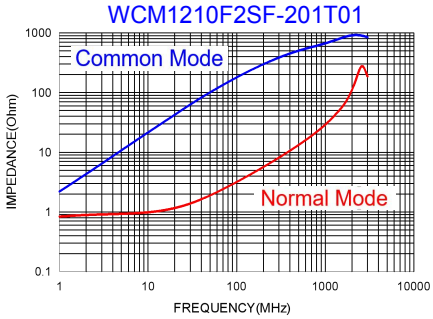

# WCM 1608 Series



## ■ Dimensions (Units: mm)

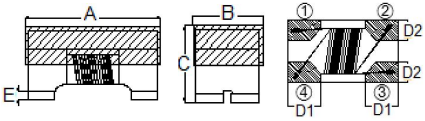


| P/N | A | B | C | D1 | D2 | E |
|---|---|---|---|---|---|---|
| WCM1608 | 1.60±0.15 | 0.85±0.15 | 1.10±0.15 | 0.30 typ. | 0.30 typ. | 0.03 min. |

## ■ Specifications

**0603 inch AxBxC=1.60x0.85x1.10 Unit : mm Operating Temperature:-40~+125℃**

| Part Number | Common mode Impedance (Ω) | Test Frequency (MHz) | DC Resistance (Ω) max. | Rated Current (mA) max. | Rated Volt. (Vdc)max. | Withstand Volt. (Vdc) max. | IR (Ω) min. |
|---|---|---|---|---|---|---|---|
| WCM1608F2SNF-220T05 | 22±25% | 100 | 0.080 | 500 | 50 | 125 | 10M |
| WCM1608F2SNF-450T05 | 45±25% | 100 | 0.110 | 500 | 50 | 125 | 10M |
| WCM1608F2SNF-900T05 | 90±25% | 100 | 0.145 | 550 | 50 | 125 | 10M |
| WCM1608F2SNF-121T05 | 120±25% | 100 | 0.175 | 500 | 50 | 125 | 10M |
| WCM1608F2SNF-181T05 | 180±25% | 100 | 0.210 | 500 | 50 | 125 | 10M |
| WCM1608F2SNF-251T04 | 250±25% | 100 | 0.280 | 400 | 50 | 125 | 10M |

# WCM 1608 Series



## ■ Impedance-Frequency Characteristics (Typical)

WCM1608F2SNF-220T05

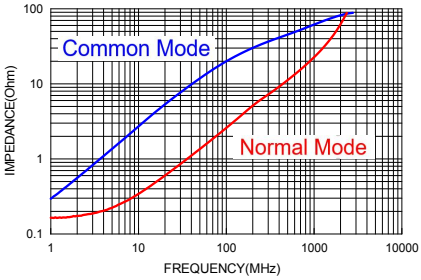


WCM1608F2SNF-450T05

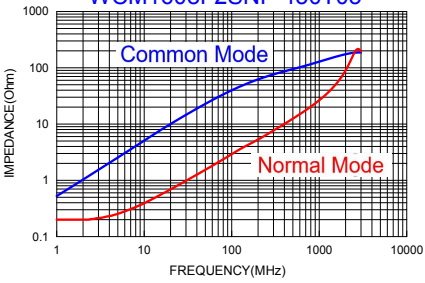


WCM1608F2SNF-900T05

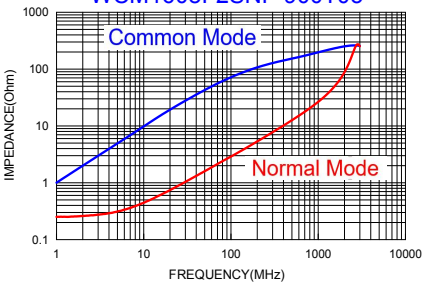


WCM1210F2SF-121T05

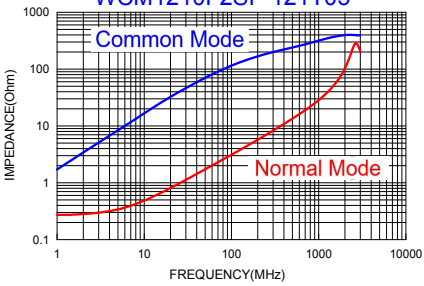


WCM1608F2SNF-181T05

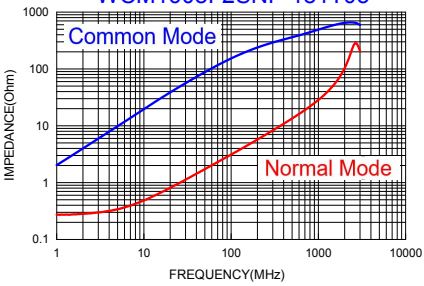


WCM1608F2SNF-251T04

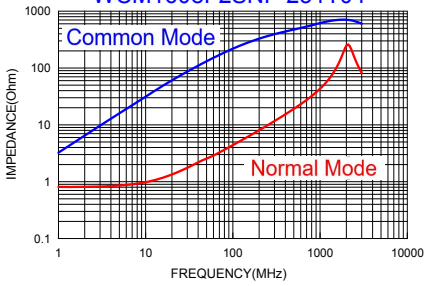

# WCM 2012 Series

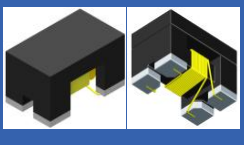

## ■ Dimensions (Units: mm)

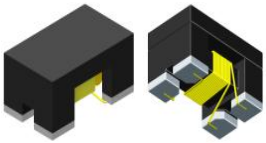

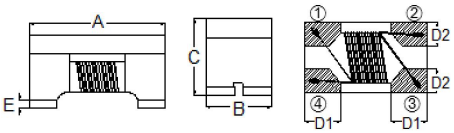


| P/N | A | B | C | D1 | D2 | E |
|---|---|---|---|---|---|---|
| WCM2012 | 2.00±0.20 | 1.20±0.20 | 1.20±0.20. | 0.50±0.10 | 0.51±0.10 | 0.15±0.10 |

## ■ Specifications

**0805 inch AxBxC=2.00x1.20x1.20 Unit : mm Operating Temperature:-40~+125℃**

| Part Number | Common mode Impedance (Ω) | Test Frequency (MHz) | DC Resistance (Ω)max. | Rated Current (mA) max. | Rated Volt. (Vdc)max. | Withstand Volt.(Vdc) max. | IR (Ω) min. |
|---|---|---|---|---|---|---|---|
| WCM2012F2SF-670T04 | 67±25% | 100 | 0.25 | 400 | 50 | 125 | 10M |
| WCM2012F2SF-900T04 | 90±25% | 100 | 0.30 | 400 | 50 | 125 | 10M |
| WCM2012F2SF-121T04 | 120±25% | 100 | 0.30 | 400 | 50 | 125 | 10M |
| WCM2012F2SF-161T03 | 160±25% | 100 | 0.35 | 350 | 50 | 125 | 10M |
| WCM2012F2SF-181T03 | 180±25% | 100 | 0.35 | 350 | 50 | 125 | 10M |
| WCM2012F2SF-201T03 | 200±25% | 100 | 0.40 | 300 | 50 | 125 | 10M |
| WCM2012F2SF-221T03 | 220±25% | 100 | 0.40 | 300 | 50 | 125 | 10M |
| WCM2012F2SF-261T03 | 260±25% | 100 | 0.40 | 300 | 50 | 125 | 10M |
| WCM2012F2SF-361T03 | 360±25% | 100 | 0.50 | 300 | 50 | 125 | 10M |
| WCM2012F2SF-601T03 | 600±25% | 100 | 0.88 | 300 | 50 | 125 | 10M |
| WCM2012F2SF-102T01 | 1000±25% | 100 | 1.30 | 100 | 50 | 125 | 10M |

**0805 inch AxBxC=2.00x1.20x1.20 Unit : mm Operating Temperature:-40~+125℃**

| Part Number | Common mode Impedance (Ω) | Test Frequency (MHz) | DC Resistance (Ω)max. | Rated Current (mA) max. | Rated Volt. (Vdc)max. | Withstand Volt.(Vdc) max. | IR (Ω) min. |
|---|---|---|---|---|---|---|---|
| WCM2012F2SF-801-N | 800±25% | 100 | 0.88 | 300 | 50 | 125 | 10M |

# WCM 2012 Series

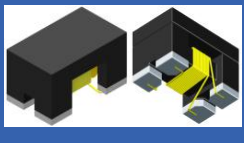

## ■ Impedance-Frequency Characteristics (Typical)

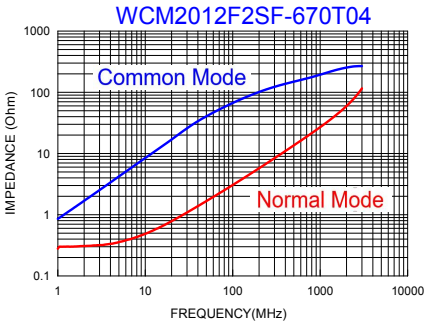


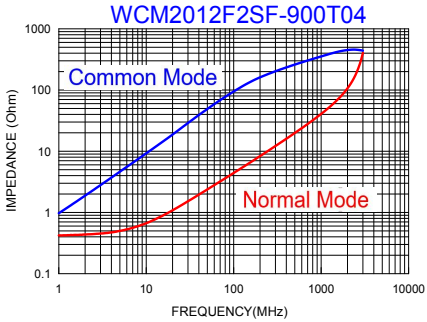


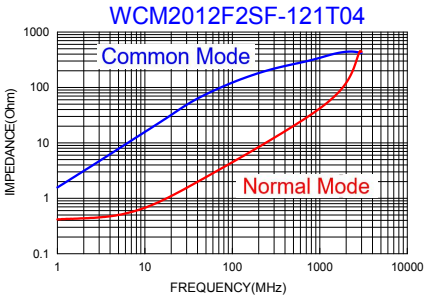


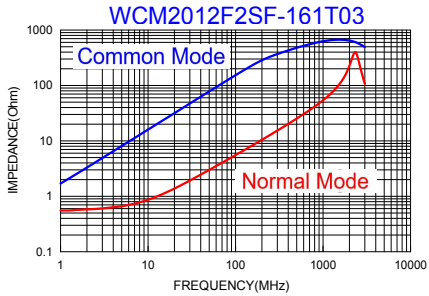


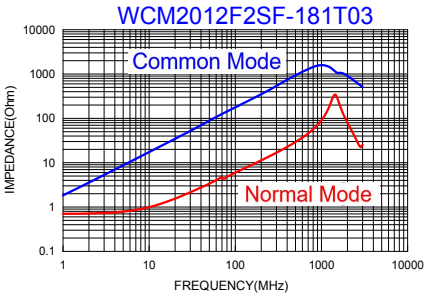


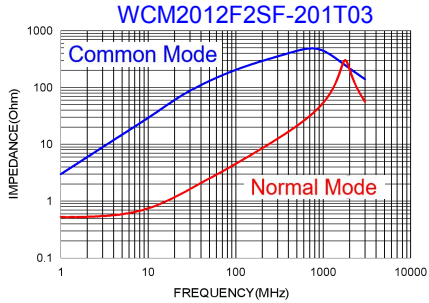

# WCM 2012 Series



## ■ Impedance-Frequency Characteristics (Typical)

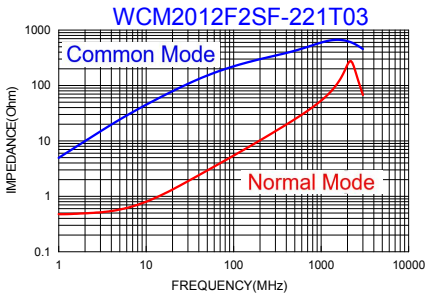


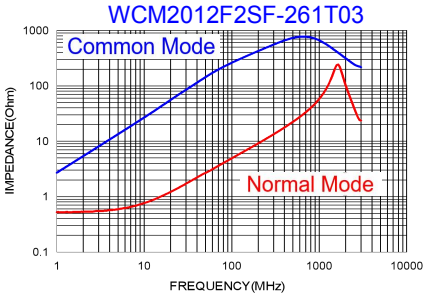


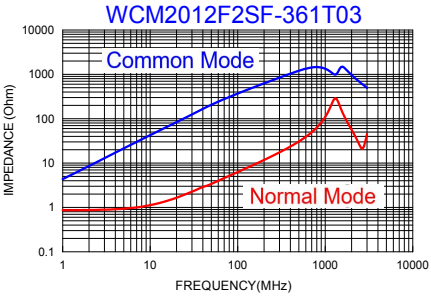


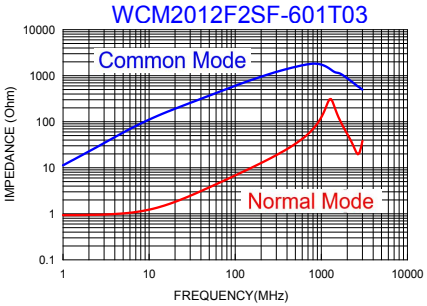


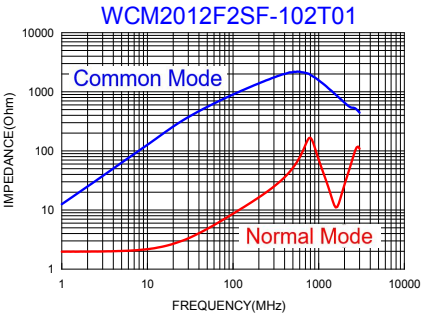


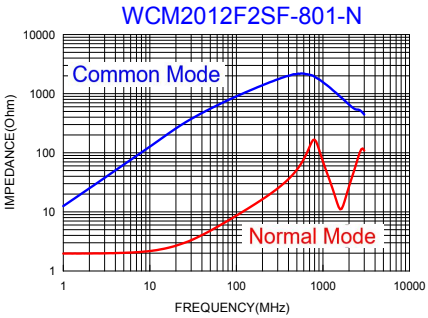

# WCM 2520 Series

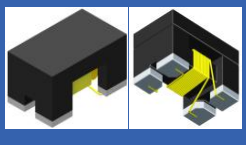

## ■ Dimensions (Units: mm)

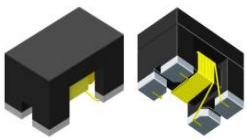

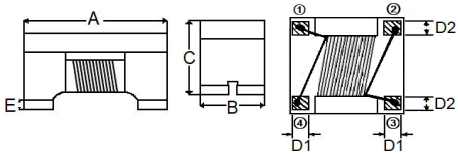


| P/N | A | B | C | D1 | D2 | E |
|---|---|---|---|---|---|---|
| WCM2520 | 2.50±0.20 | 2.00±0.20 | 1.20±0.20. | 0.35±0.10 | 0.50±0.10 | 0.15±0.10 |

## ■ Specifications

**1008 inch AxBxC=2.50x2.00x1.20 Unit : mm Operating Temperature:-40~+85℃**

| Part Number | Common mode Impedance(Ω) | | Test Frequency (MHz) | DC Resistance (Ω)max. | Rated Current (mA)max. | Rated Volt. (Vdc) max. | Withstand Volt. (Vdc)max. | IR (Ω) min. |
|---|---|---|---|---|---|---|---|---|
| | Min. | Typ. | | | | | | |
| WCM2520F2SF-301T04 | 225 | 300 | 100 | 0.35 | 400 | 20 | 125 | 10M |
| WCM2520F2SF-451T03 | 330 | 450 | 100 | 0.40 | 350 | 20 | 125 | 10M |
| WCM2520F2SF-601T03 | 450 | 600 | 100 | 0.45 | 300 | 20 | 125 | 10M |
| WCM2520F2SF-102T02 | 750 | 1000 | 100 | 0.90 | 200 | 20 | 125 | 10M |

## ■ Impedance-Frequency Characteristics (Typical)

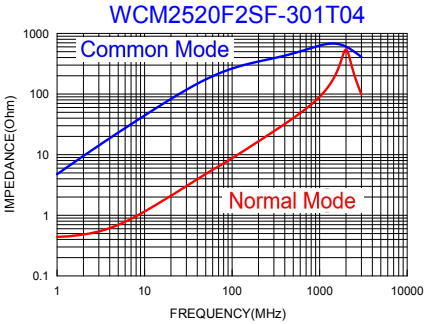


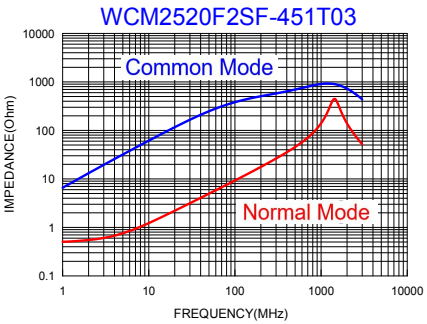

# WCM 2520 Series

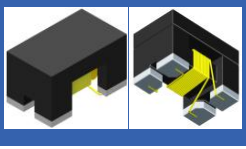

## ■ Impedance-Frequency Characteristics (Typical)

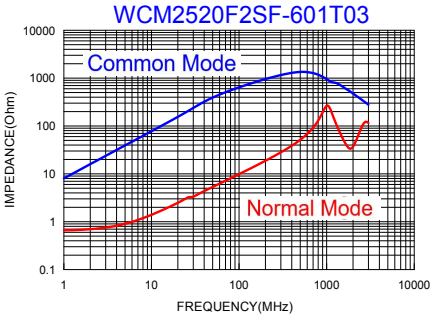


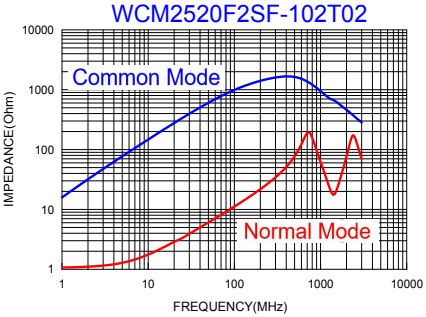

# WCM 3216 Series



## ■ Dimensions (Units: mm)



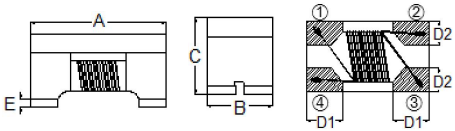


| P/N | A | B | C | D1 | D2 | E |
|---|---|---|---|---|---|---|
| WCM3216 | 3.20±0.20 | 1.60±0.20 | 2.00±0.20. | 0.60±0.10 | 0.60±0.10 | 0.15±0.10 |

## ■ Specifications

1206 inch AxBxC=3.20x1.60x2.00 Unit : mm Operating Temperature:-40~+125℃

| Part Number | Common mode Impedance (Ω) | Test Frequency (MHz) | DC Resistance (Ω)max. | Rated Current (mA) max. | Rated Volt. (Vdc)max. | Withstand Volt.(Vdc) max. | IR (Ω) min. |
|---|---|---|---|---|---|---|---|
| WCM3216F2SF-900T04 | 90±25% | 100 | 0.30 | 400 | 50 | 125 | 10M |
| WCM3216F2SF-121T03 | 120±25% | 100 | 0.30 | 350 | 50 | 125 | 10M |
| WCM3216F2SF-161T03 | 160±25% | 100 | 0.40 | 350 | 50 | 125 | 10M |
| WCM3216F2SF-221T03 | 220±25% | 100 | 0.45 | 300 | 50 | 125 | 10M |
| WCM3216F2SF-261T03 | 260±25% | 100 | 0.50 | 300 | 50 | 125 | 10M |
| WCM3216F2SF-361T03 | 360±25% | 100 | 0.60 | 300 | 50 | 125 | 10M |
| WCM3216F2SF-601T03 | 600±25% | 100 | 0.80 | 300 | 50 | 125 | 10M |
| WCM3216F2SF-102T02 | 1000±25% | 100 | 1.00 | 200 | 50 | 125 | 10M |
| WCM3216F2SF-222T02 | 2200±25% | 100 | 1.20 | 200 | 50 | 125 | 10M |

# WCM 3216 Series

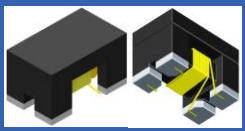

## ■ Impedance-Frequency Characteristics (Typical)

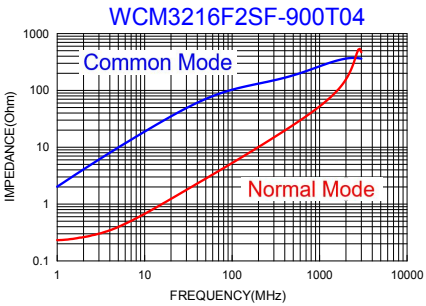


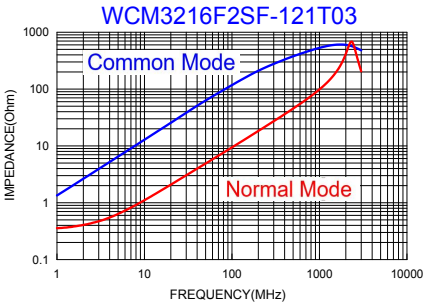


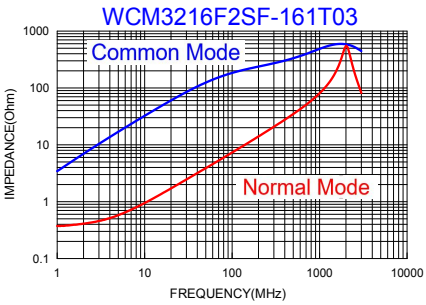


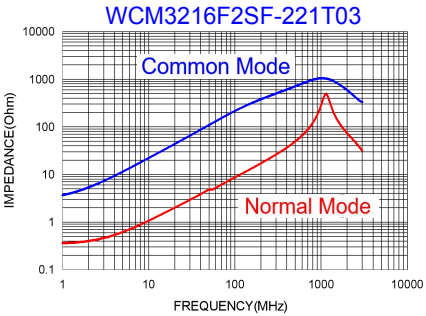


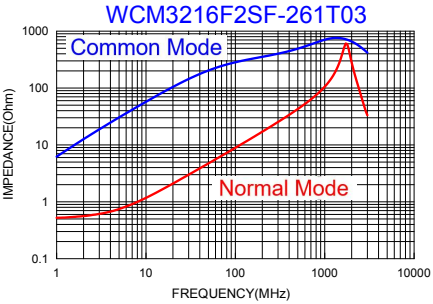


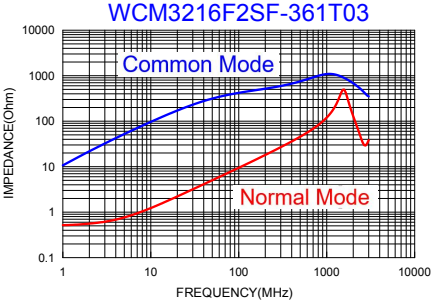

# WCM 3216 Series

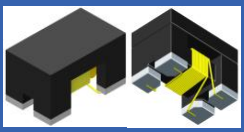

Halogen-free RoHS

■ Impedance-Frequency Characteristics (Typical)

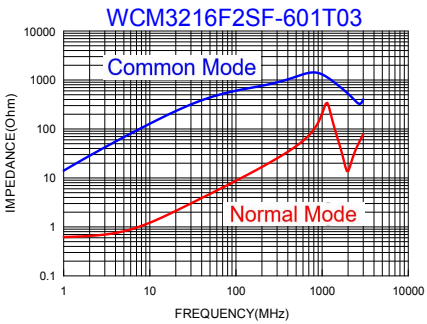


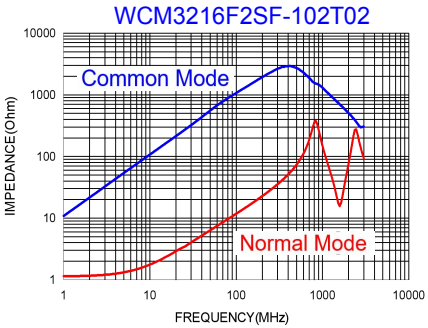


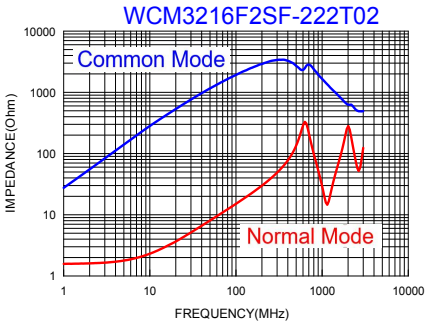

# WCM 3225 Series



## ■ Dimensions (Units: mm)

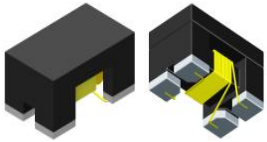

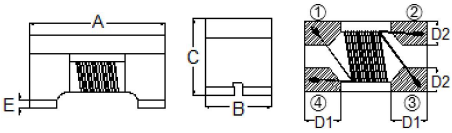


| P/N | A | B | C | D1 | D2 | E |
|---|---|---|---|---|---|---|
| WCM3225 | 3.20±0.20 | 2.50±0.20 | 2.20±0.20. | 0.80±0.10 | 0.90±0.10 | 0.15±0.10 |

## ■ Specifications

1210 inch AxBxC=3.20x2.50x2.20 Unit : mm Operating Temperature:-40~+125℃

| Part Number | Common mode Impedance (Ω) | Test Frequency (MHz) | DC Resistance (Ω)max. | Rated Current (mA) max. | Rated Volt. (Vdc)max. | Withstand Volt.(Vdc) max. | IR (Ω) min. |
|---|---|---|---|---|---|---|---|
| WCM3225F2SF-900T10 | 90±25% | 100 | 0.05 | 1000 | 50 | 125 | 10M |
| WCM3225F2SF-261T10 | 260±25% | 100 | 0.15 | 1000 | 50 | 125 | 10M |
| WCM3225F2SF-601T10 | 600±25% | 100 | 0.20 | 1000 | 50 | 125 | 10M |
| WCM3225F2SF-102T04 | 1000±25% | 100 | 0.30 | 400 | 50 | 125 | 10M |

## ■ Impedance-Frequency Characteristics (Typical)

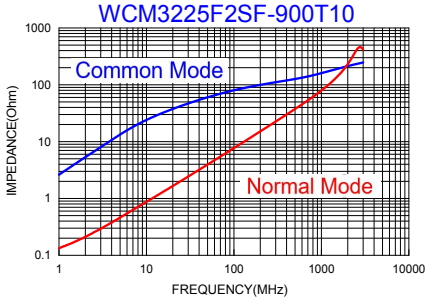


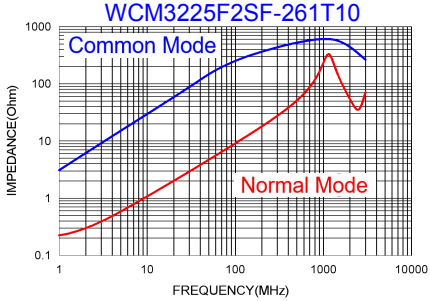



■ Impedance-Frequency Characteristics (Typical)

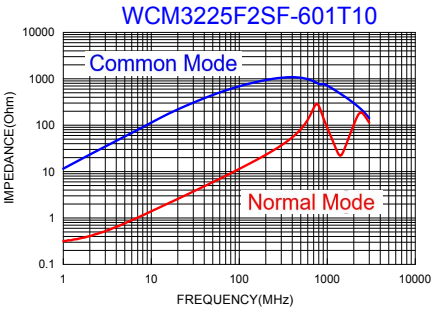


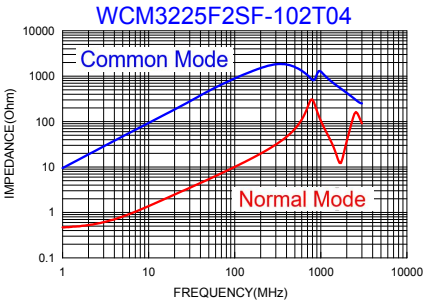

# WCM 4015 Series



## ■ Dimensions (Units: mm)

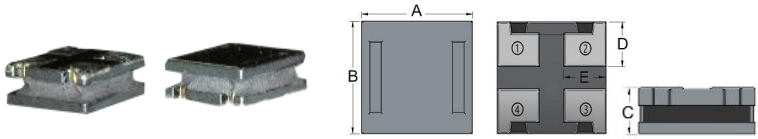


| P/N | A | B | C | D | E |
|---|---|---|---|---|---|
| WCM4015 | 4.00±0.20 | 4.00±0.20 | 1.40±0.10. | 1.60±0.20 | 1.55±0.20 |

## ■ Specifications

**1616 inch AxBxC=4.00x4.00x1.40 Unit : mm Operating Temperature:-40~+105℃**

| Part Number | Common Mode Impedance (at10MHz) ±40% | Common Mode Impedance (at100MHz) (typ.) | DC Resistance (Ω)max. | Rated Current (mA) max. | Rated Volt. (Vdc) max. | Withstand Volt. (Vdc)max. | IR (Ω) min. |
|---|---|---|---|---|---|---|---|
| WCM4015F2SF-101T31-M | 10.0 | 100Ω | 0.0224 | 3100 | 60 | 150 | 10M |
| WCM4015F2SF-251T26-M | 24.0 | 250Ω | 0.0336 | 2600 | 60 | 150 | 10M |
| WCM4015F2SF-401T21-M | 37.5 | 400Ω | 0.0420 | 2100 | 60 | 150 | 10M |
| WCM4015F2SF-851T19-M | 65.0 | 850Ω | 0.0560 | 1900 | 60 | 150 | 10M |
| WCM4015F2SF-172T15-M | 100 | 1700Ω | 0.0840 | 1500 | 60 | 150 | 10M |
| WCM4015F2SF-242T14-M | 140 | 2400Ω | 0.1050 | 1400 | 60 | 150 | 10M |
| WCM4015F2SF-222T11-M | 180 | 2200Ω | 0.1680 | 1100 | 60 | 150 | 10M |

## ■ Impedance-Frequency Characteristics (Typical)

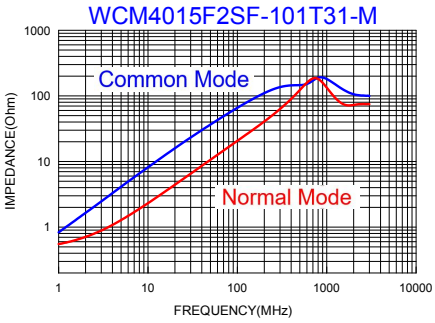


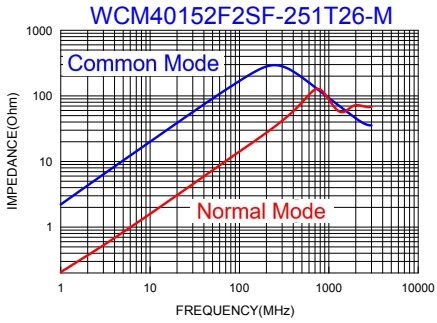

# WCM 4015 Series



## ■ Impedance-Frequency Characteristics (Typical)

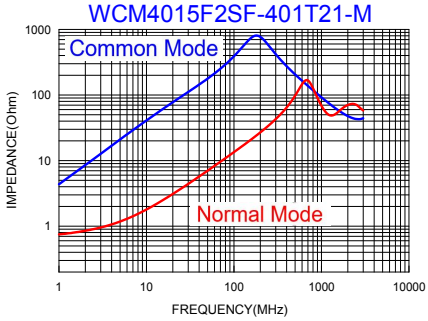


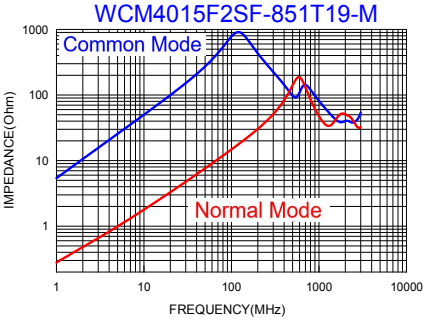


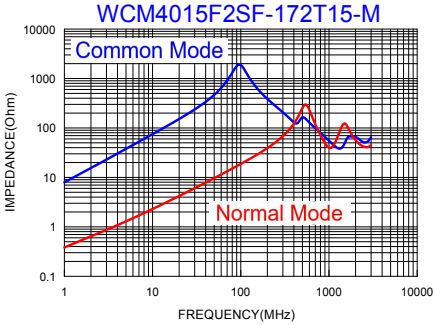


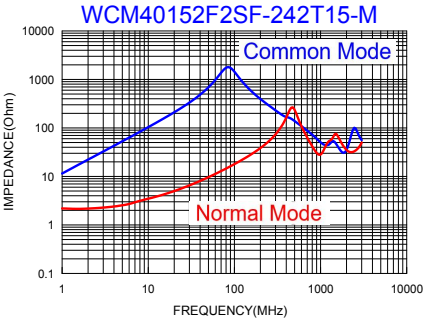


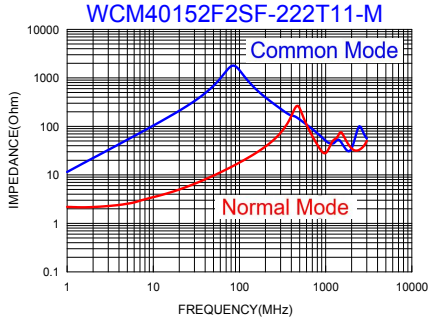

# WCM 4532 Series-HI

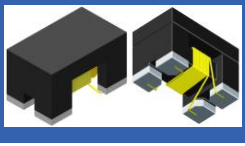

## ■ Dimensions (Units: mm)

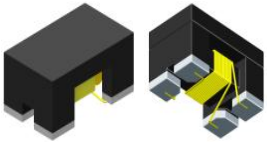

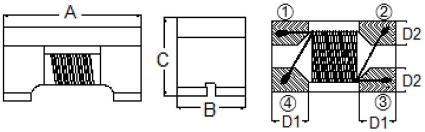


| P/N | A | B | C | D1 | D2 |
|---|---|---|---|---|---|
| WCM4532-HI | 4.50±0.20 | 3.20±0.20 | 2.80±0.20. | 0.90±0.15 | 1.05±0.15 |

## ■ Specifications

**1812 inch AxBxC=4.50x3.20x2.80 Unit : mm Operating Temperature:-40~+125℃**

| Part Number | Common mode Impedance (Ω) | | Test Frequency (MHz) | DC Resistance (Ω)max. | Rated Current (mA) max. | Rated Volt. (Vdc)max. | Withstand Volt.(Vdc) max. | IR (Ω) min. |
|---|---|---|---|---|---|---|---|---|
| | min. | typ. | | | | | | |
| WCM4532F2SF-900T40-HI | 68 | 90 | 100 | 0.050 | 4000 | 50 | 125 | 10M |
| WCM4532F2SF-231T35-HI | 173 | 230 | 100 | 0.050 | 3500 | 50 | 125 | 10M |
| WCM4532F2SF-421T32-HI | 300 | 420 | 100 | 0.055 | 3200 | 50 | 125 | 10M |
| WCM4532F2SF-601T25-HI | 450 | 600 | 100 | 0.060 | 2500 | 50 | 125 | 10M |
| WCM4532F2SF-901T23-HI | 650 | 900 | 100 | 0.070 | 2300 | 50 | 125 | 10M |
| WCM4532F2SF-142T20-HI | 1000 | 1400 | 100 | 0.100 | 2000 | 50 | 125 | 10M |
| WCM4532F2SF-282T09-HI | 2100 | 2800 | 100 | 0.350 | 900 | 50 | 125 | 10M |

# WCM 4532 Series-HI



Halogen-free RoHS

■ Impedance-Frequency Characteristics (Typical)

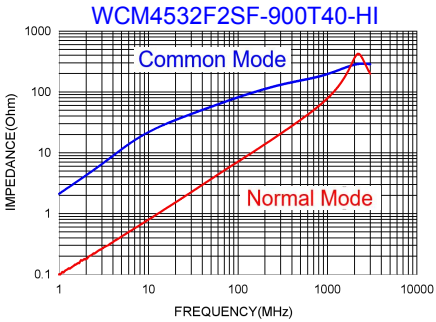


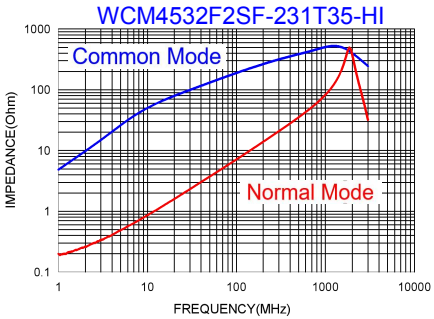


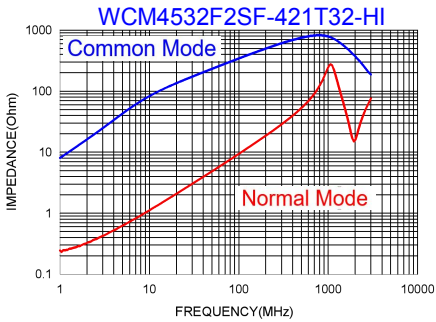


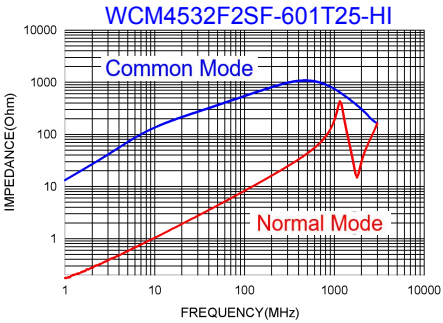


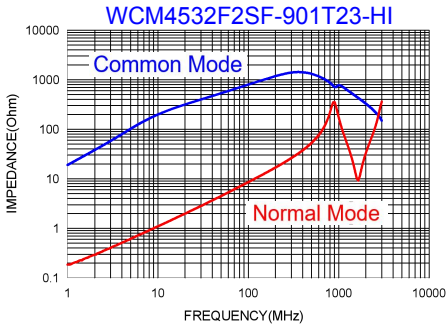


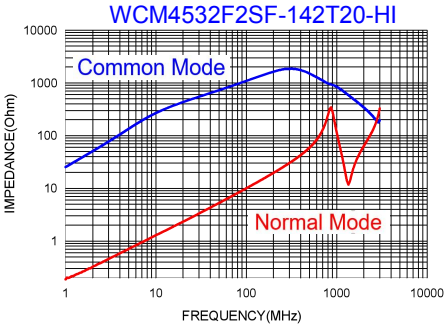

# WCM 4532 Series-HI

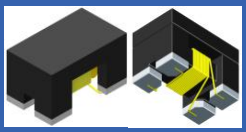

■ Impedance-Frequency Characteristics (Typical)

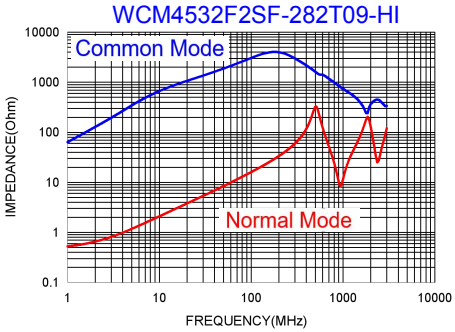

# WCM 4532 Series



## ■ Dimensions (Units: mm)

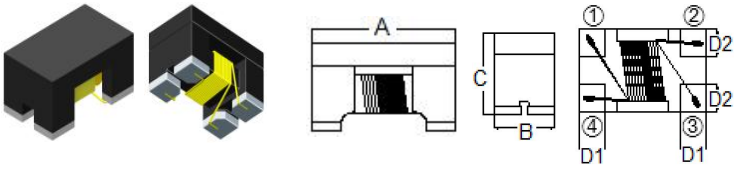


| P/N | A | B | C | D1 | D2 |
|---|---|---|---|---|---|
| WCM4532 | 4.50±0.20 | 3.20±0.20 | 2.80±0.20. | 1.00±0.10 | 1.20±0.10 |

## ■ Specifications

**1812 inch AxBxC=4.50x3.20x2.80 Unit : mm Operating Temperature:-40~+125℃**

| Part Number | Common mode Impedance (Ω) | Test Frequency (MHz) | DC Resistance (Ω)max. | Rated Current (mA) max. | Rated Volt. (Vdc) max. | Withstand Volt.(Vdc) max. | IR (Ω) min. |
|---|---|---|---|---|---|---|---|
| WCM4532F2SF-800T30 | 80±25% | 100 | 0.05 | 3000 | 50 | 125 | 10M |
| WCM4532F2SF-900T30 | 90±25% | 100 | 0.05 | 3000 | 50 | 125 | 10M |
| WCM4532F2SF-121T30 | 120±25% | 100 | 0.05 | 3000 | 50 | 125 | 10M |
| WCM4532F2SF-201T15 | 200±25% | 100 | 0.10 | 1500 | 50 | 125 | 10M |
| WCM4532F2SF-601T15 | 600±25% | 100 | 0.24 | 1500 | 50 | 125 | 10M |
| WCM4532F2SF-801T10 | 800±25% | 100 | 0.24 | 1000 | 50 | 125 | 10M |

# WCM 4532 Series

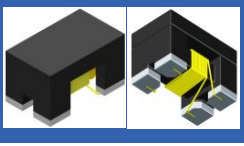

## ■ Impedance-Frequency Characteristics (Typical)

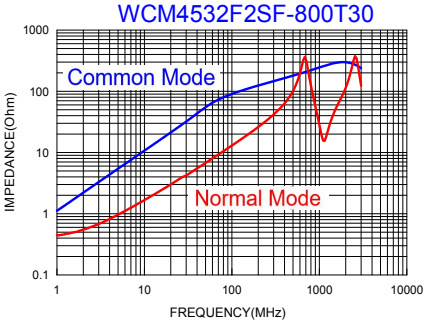


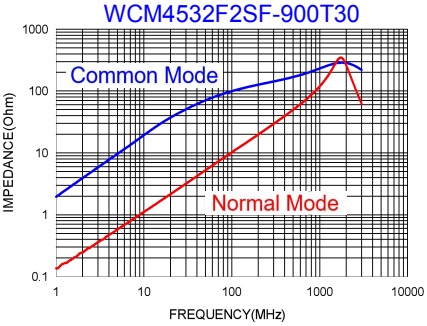


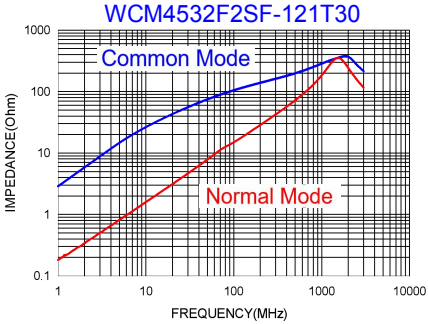


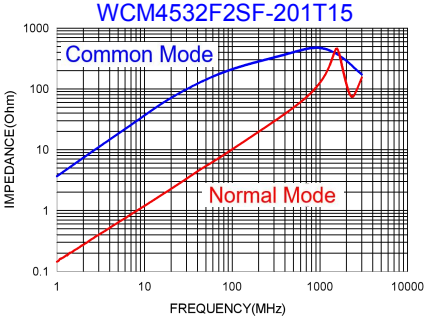


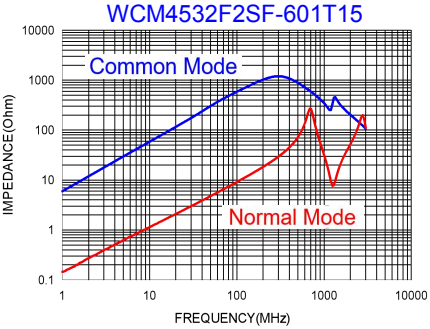


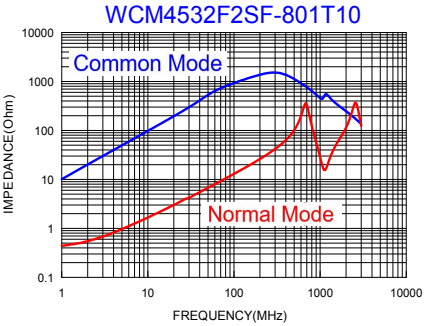

# WCM 7060 Series

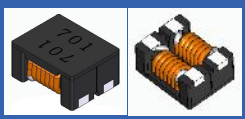

## ■ Dimensions (Units: mm)

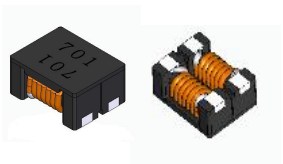

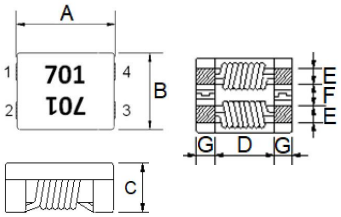


| P/N | A | B | C | D | E | F | G |
|---|---|---|---|---|---|---|---|
| WCM7060 | 7.00±0.50 | 6.00±0.50 | 3.80 max. | 3.50 typ. | 1.50±0.50 | 1.50±0.50 | 1.70±0.50 |

## ■ Specifications

**2824 inch AxBxC=7.00x6.00x3.80 Unit : mm Operating Temperature:-40~+125℃**

| Part Number | Common mode Impedance (Ω) | | Test Frequency (MHz) | DC Resistance (mΩ)max. (1 line) | Rated Current (A)max. | Rated Volt. (Vdc)max | IR (MΩ) min. |
|---|---|---|---|---|---|---|---|
| | min | typ. | | | | | |
| WCM7060FASF-400-LM | 40 | 70 | 100 | 5 | 15 | 80 | 10 |
| WCM7060FASF-101-LM | 100 | 140 | 100 | 10 | 9 | 80 | 10 |
| WCM7060FASF-301-LM | 225 | 300 | 100 | 10 | 5 | 80 | 10 |
| WCM7060FASF-501-LM | 400 | 500 | 100 | 10 | 5 | 80 | 10 |
| WCM7060FASF-701-LM | 500 | 700 | 100 | 15 | 4 | 80 | 10 |
| WCM7060FASF-102-LM | 800 | 1020 | 100 | 17 | 3 | 80 | 10 |
| WCM7060FASF-132-LM | 910 | 1300 | 100 | 20 | 3 | 80 | 10 |

## ■ Impedance-Frequency Characteristics (Typical)

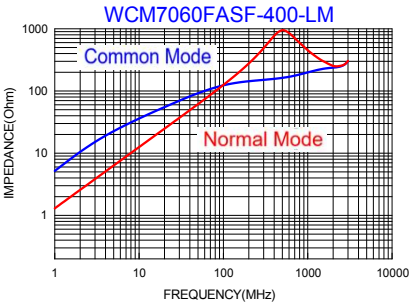


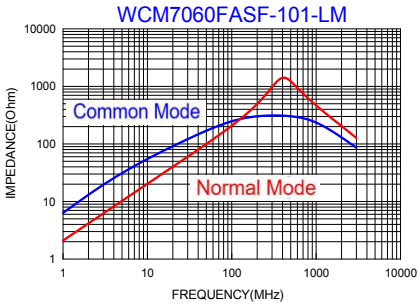

# WCM 7060 Series

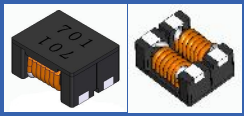

## ■ Impedance-Frequency Characteristics (Typical)

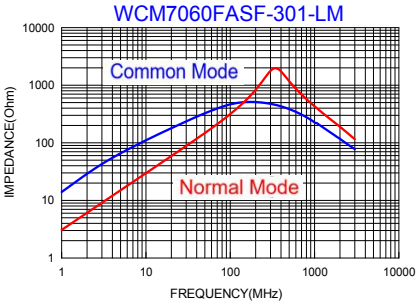


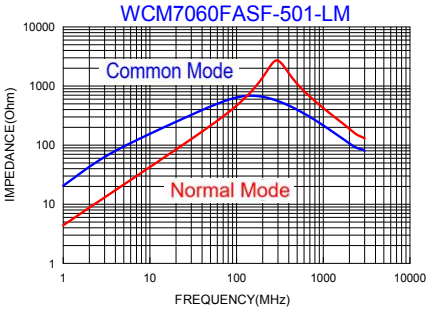


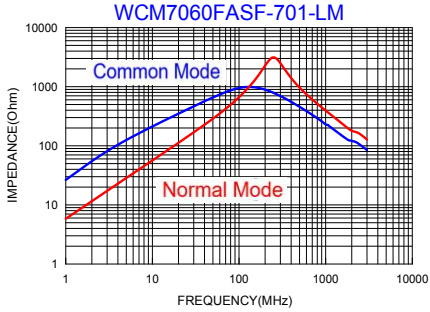


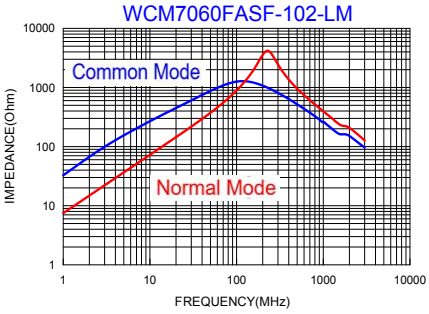


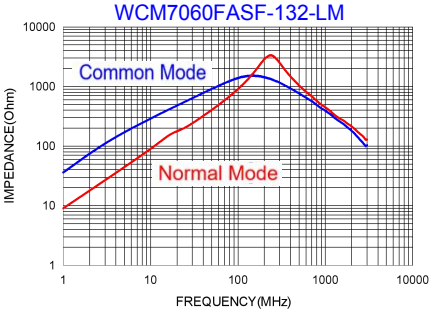

# HDMI 2012 Series



## ■ Dimensions (Units: mm)

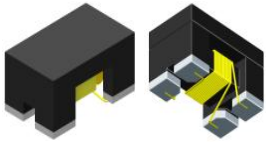

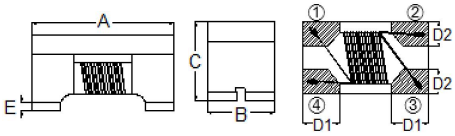


| P/N | A | B | C | D1 | D2 | E |
|---|---|---|---|---|---|---|
| HDMI2012 | 2.00±0.20 | 1.20±0.20 | 1.20±0.20. | 0.50±0.10 | 0.51±0.10 | 0.15±0.10 |

## ■ Specifications

**0805 inch AxBxC=2.00x1.20x1.20 Unit : mm Operating Temperature:-40~+125℃**

| Part Number | Common mode Impedance (Ω) | | Test Frequency (MHz) | DC Resistance (Ω) max. | Rated Current (mA) max. | Rated Volt. (Vdc)max. | Withstand Volt. (Vdc) max. | IR (Ω) min. |
|---|---|---|---|---|---|---|---|---|
| HDMI2012F2SF-670T04 | 67 typ | 50 min | 100 | 0.30 | 400 | 50 | 125 | 10M |
| HDMI2012F2SF-900T04 | 90 typ | 65 min | 100 | 0.30 | 400 | 50 | 125 | 10M |
| HDMI2012F2SF-900T03-SL | 90 ±25% | | 100 | 0.30 | 300 | 50 | 125 | 10M |
| HDMI2012F2SF-900T03-0R5 | 90±25% | | 100 | 0.50 | 300 | 50 | 125 | 10M |

## ■ Impedance-Frequency Characteristics (Typical)

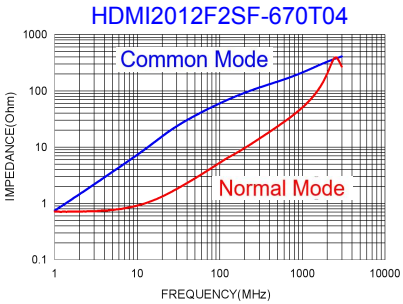


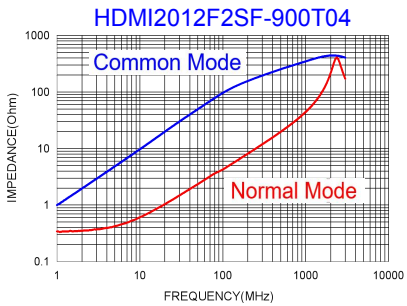

# HDMI 2012 Series



Halogen-free RoHS

## ■ Impedance-Frequency Characteristics (Typical)

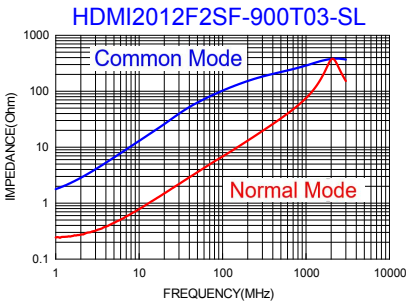


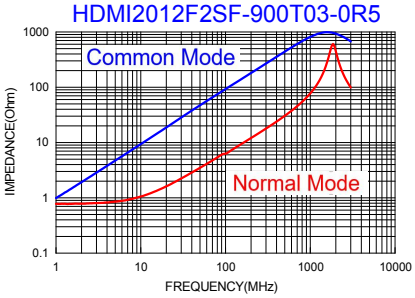


## ■ TDR Test and Intra Pair Skew Test -HDMI2012F2SF-900T04

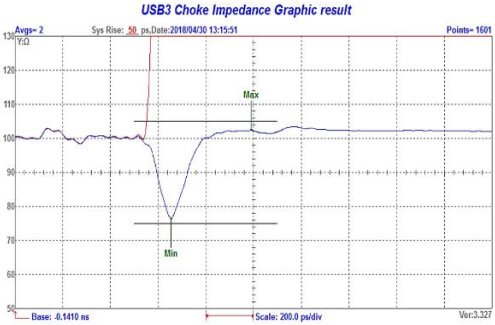


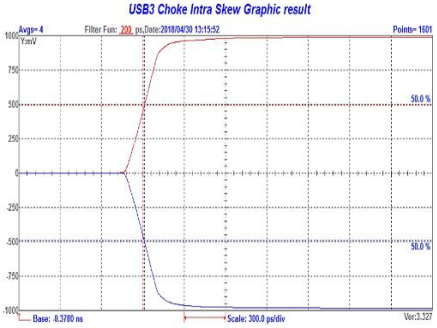


## ■ Eye Digram Graphic Test and Insertion Loss Test -HDMI2012F2SF-900T04

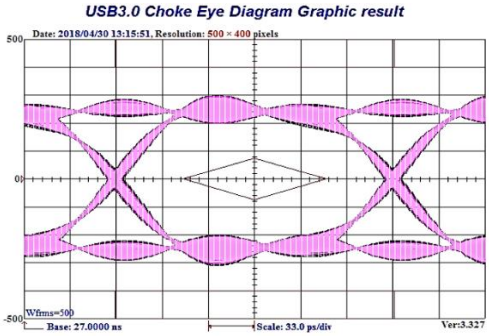


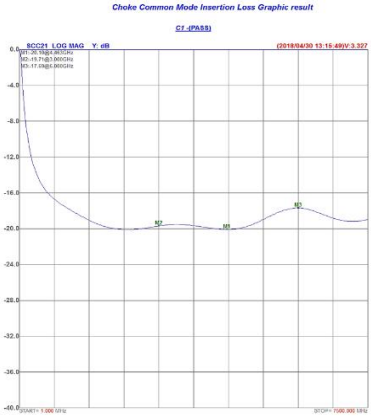

# HSF 1210 Series

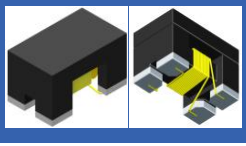

## ■ Dimensions (Units: mm)

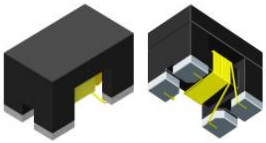

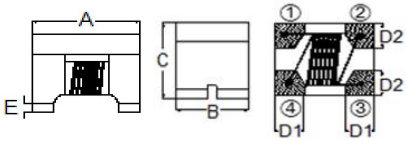


| P/N | A | B | C | D1 | D2 | E |
|---|---|---|---|---|---|---|
| HSF1210 | 1.20±0.20 | 1.00±0.20 | 0.90 max. | 0.35±0.10 | 0.35±0.10 | 0.03 min. |

## ■ Specifications

**0504 inch AxBxC=1.20x1.00x0.90 Unit : mm Operating Temperature:-40~+125℃**

| Part Number | Common mode Impedance (Ω) | Test Frequency (MHz) | DC Resistance (Ω) max. | Rated Current (mA) max. | Rated Volt. (Vdc)max. | Withstand Volt. (Vdc) max. | IR (Ω) min. |
|---|---|---|---|---|---|---|---|
| HSF1210F2SF-150T04 | 15±25% | 100 | 0.25 | 400 | 50 | 125 | 10M |
| HSF1210F2SF-350T02 | 35±25% | 100 | 0.30 | 200 | 50 | 125 | 10M |
| HSF1210F2SF-500T02 | 50±25% | 100 | 0.30 | 250 | 50 | 125 | 10M |
| HSF1210F2SF-600T02 | 60±25% | 100 | 0.30 | 250 | 50 | 125 | 10M |
| HSF1210F2SF-900T02 | 90±25% | 100 | 0.40 | 200 | 50 | 125 | 10M |

## ■ Impedance-Frequency Characteristics (Typical)

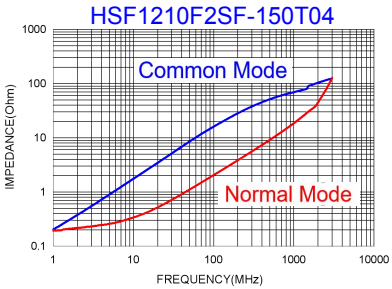


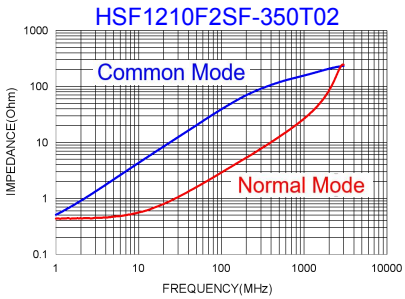



■ Impedance-Frequency Characteristics (Typical)

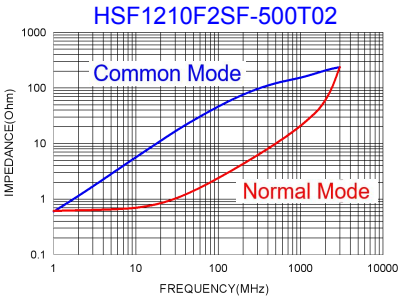


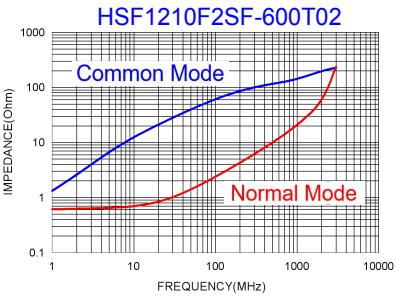


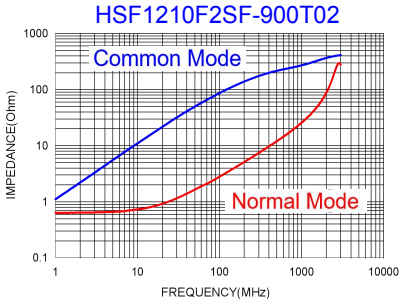

# HSF 1210 Series



## ■ Insertion Loss Test (Typical)

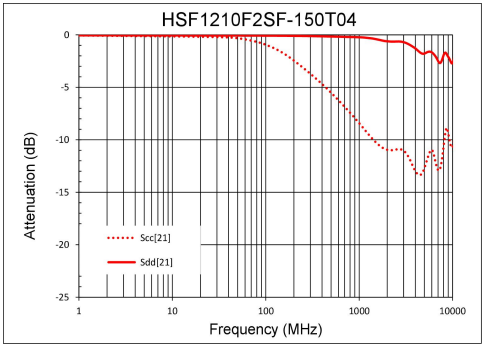


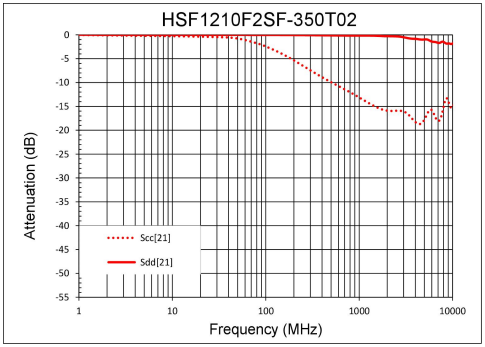


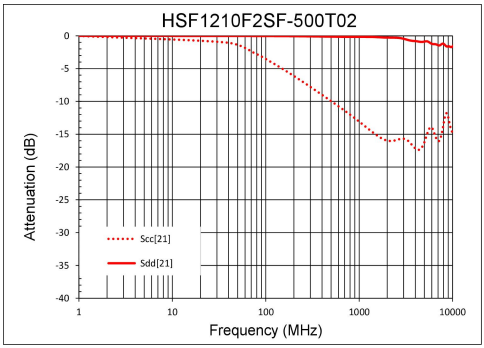


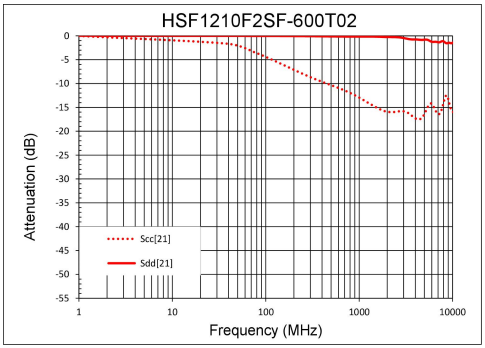


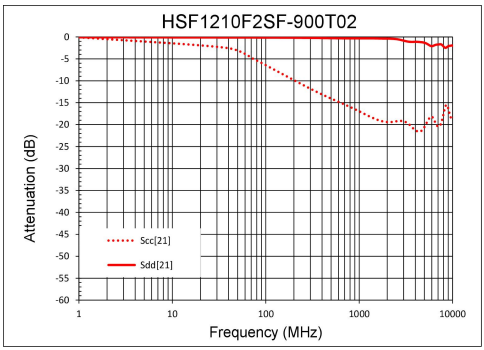

# HSF 1210 Series-U4

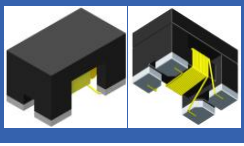

## ■ Dimensions (Units: mm)

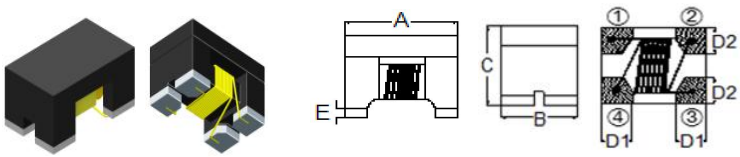


| P/N | A | B | C | D1 | D2 | E |
|---|---|---|---|---|---|---|
| HSF1210-U4 | 1.20±0.20 | 1.00±0.20 | 0.90 max. | 0.35±0.10 | 0.35±0.10 | 0.03 min. |

## ■ Specifications

0504 inch AxBxC=1.20x1.00x0.90 Unit : mm Operating Temperature:-40~+125℃

| Part Number | Common mode Impedance (Ω) Typ. | Test Frequency (MHz) | Cut-off Frequency (GHz)Typ. | DC Resistance (Ω) max. | Rated Current (mA) max. | Rated Volt. (Vdc)max. | Withstand Volt. (Vdc) max. | IR (Ω) min. |
|---|---|---|---|---|---|---|---|---|
| HSF1210F2SF -1R9T04-U4 | 1.9 | 100 | 18 | 0.20 | 400 | 50 | 125 | 10M |
| HSF1210F2SF -5R3T03-U4 | 5.3 | 100 | 18 | 0.30 | 300 | 50 | 125 | 10M |
| HSF1210F2SF -300T04-U4 | 30.0 | 100 | 18 | 0.20 | 400 | 50 | 125 | 10M |
| HSF1210F2SF -900T03-U4 | 90.0 | 100 | 18 | 0.30 | 300 | 50 | 125 | 10M |

## ■ Impedance-Frequency Characteristics (Typical)

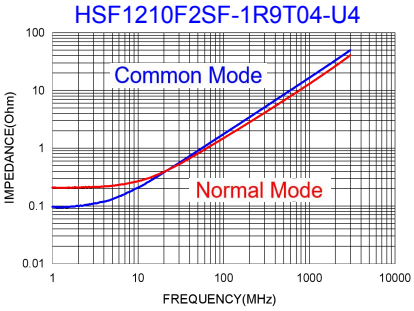


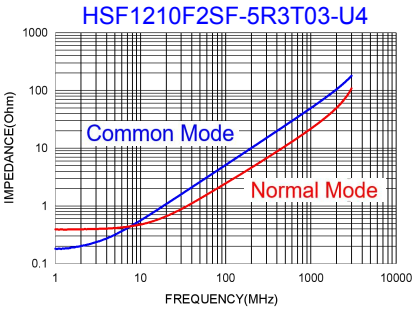

# HSF 1210 Series-U4



## ■ Impedance-Frequency Characteristics (Typical)

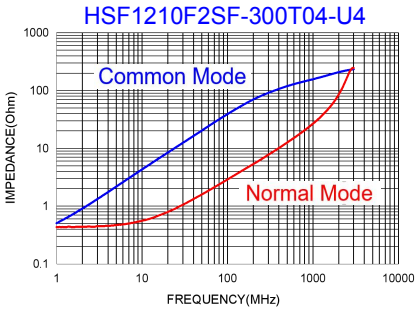


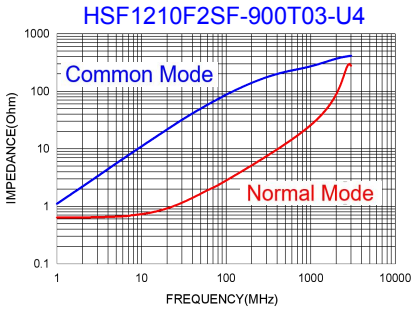


## ■ Insertion Loss Test (Typical)

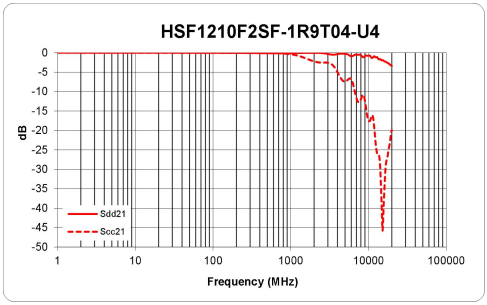


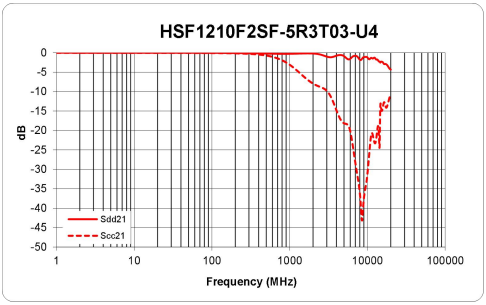


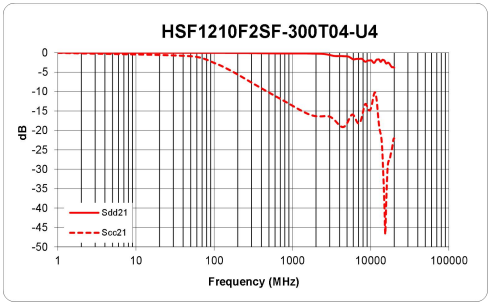


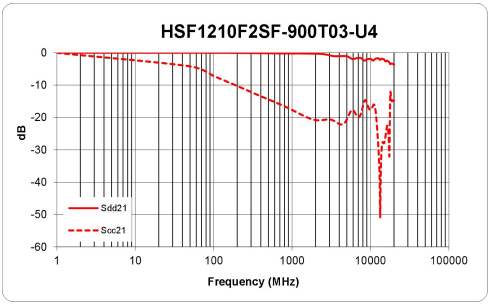

# HSF 2012 Series-H

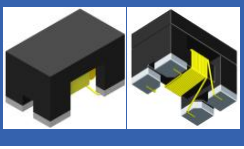

## ■ Dimensions (Units: mm)



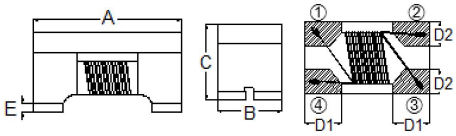


| P/N | A | B | C | D1 | D2 | E |
|---|---|---|---|---|---|---|
| HSF2012-H | 2.00±0.20 | 1.20±0.20 | 1.20±0.20. | 0.50±0.10 | 0.51±0.10 | 0.15±0.10 |

## ■ Specifications

**0805 inch AxBxC=2.00x1.20x1.20 Unit : mm Operating Temperature:-40~+125℃**

| Part Number | Common mode Impedance (Ω) | Test Frequency (MHz) | DC Resistance (Ω) max. | Rated Current (mA) max. | Rated Volt. (Vdc)max. | Withstand Volt. (Vdc) max. | IR (Ω) min. |
|---|---|---|---|---|---|---|---|
| HSF2012F2SF-300T04-H | 30±25% | 100 | 0.20 | 400 | 50 | 125 | 10M |
| HSF2012F2SF-600T03-H | 60±25% | 100 | 0.30 | 300 | 50 | 125 | 10M |
| HSF2012F2SF-900T03-H | 90±25% | 100 | 0.30 | 300 | 50 | 125 | 10M |
| HSF2012F2SF-121T03-H | 120±25% | 100 | 0.35 | 330 | 50 | 125 | 10M |

## ■ Impedance-Frequency Characteristics (Typical)

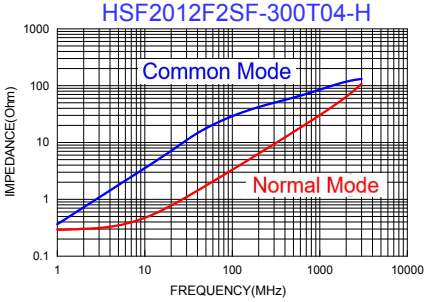


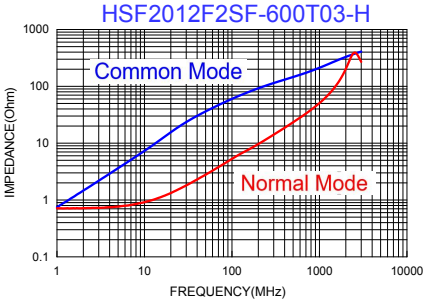

# HSF 2012 Series-H

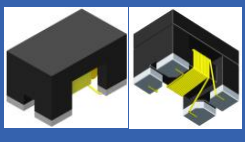

Halogen-free RoHS

## ■ Impedance-Frequency Characteristics (Typical)

### HSF2012F2SF-900T03-H

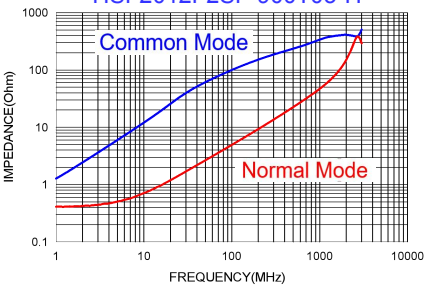


### HSF2012F2SF-121T03-H

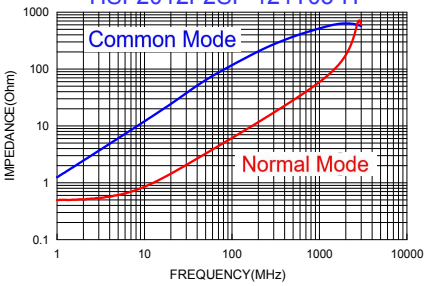


## ■ Insertion Loss Test (Typical)

### HSF2012F2SF-300T04-H

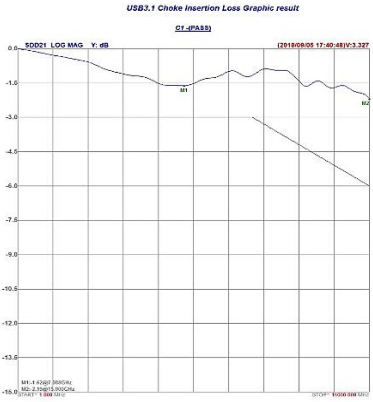


### HSF2012F2SF-600T03-H


### HSF2012F2SF-900T03-H

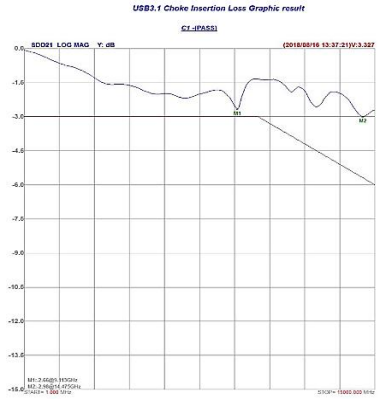


### HSF2012F2SF-121T03-H

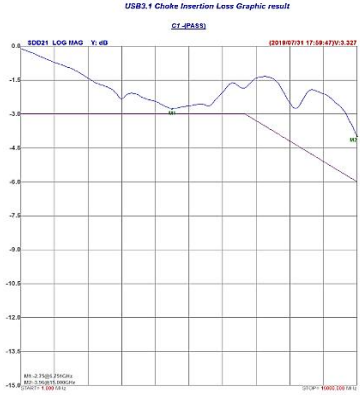

# TCM 322512 Series



## ■ Dimensions (Units: mm)



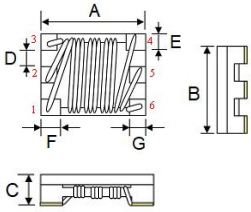


| P/N | A | B | C | D | E | F | G |
|---|---|---|---|---|---|---|---|
| TCM322512 | 3.20±0.20 | 2.50±0.20 | 1.30 max. | 0.25±0.10 | 0.65±0.10 | 0.50±0.10 | 0.50±0.10 |

## ■ Specifications

1210 inch AxBxC=3.20x2.50x1.30 Unit : mm Operating Temperature:-40~+125℃

| Part Number | Common mode Impedance (Ω) | Test Frequency (MHz) | DC Resistance (Ω) max. | Rated Current (mA) max. | Rated Volt. (Vdc)max. | Withstand Volt. (Vdc) max. | IR (Ω) min. |
|---|---|---|---|---|---|---|---|
| TCM322512F3SFK-161T02 | 160±25% | 100 | 0.21 | 200 | 50 | 125 | 10M |
| TCM322512F3SFK-241T03 | 240±25% | 100 | 0.33 | 300 | 50 | 125 | 10M |
| TCM322512F3SFK-501T05 | 500±25% | 100 | 0.43 | 500 | 50 | 125 | 10M |

# TCM 322512 Series



## ■ Impedance-Frequency Characteristics (Typical)

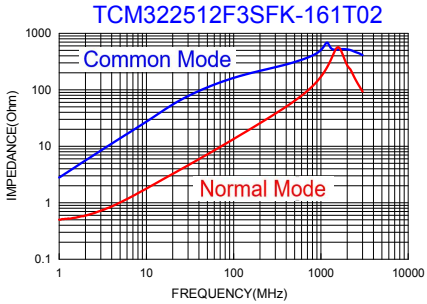


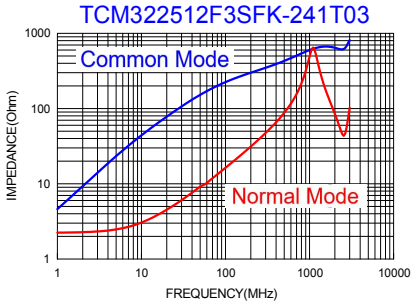


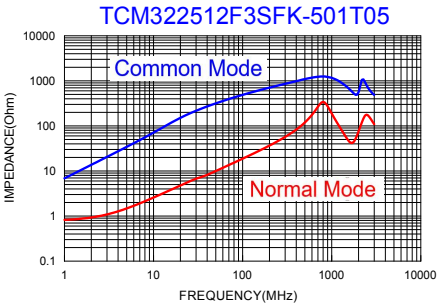

# ACM 321620S Series

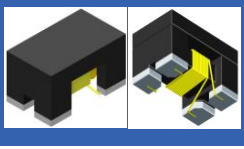

## ■ Dimensions (Units: mm)

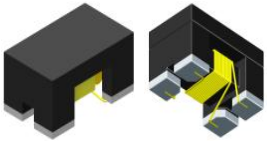

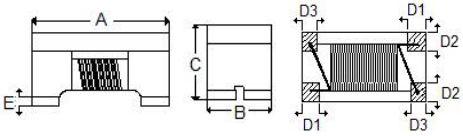


| P/N | A | B | C | D1 | D2 | D3 | E |
|---|---|---|---|---|---|---|---|
| ACM321620 | 3.40±0.20 | 1.60±0.20 | 2.20±0.20 | 0.64±0.10 | 0.58±0.10 | 0.54±0.10 | 0.12 typ. |

## ■ Specifications

**1206 inch AxBxC=3.40x1.60x2.20 Unit : mm Operating Temperature:-40~+105℃**

| Part Number | Inductance(μH) +50/-30% [100kHz/0.1V] | DCR (Ω) max. | Rated Current (mA) max. | Rated Volt. (Vdc) max. | Withstand Volt. (Vdc) max. | IR (Ω) min. |
|---|---|---|---|---|---|---|
| ACM321620F2SF-510T02 | 51 | 2.10 | 200 | 80 | 125 | 10M |

## ■ Impedance-Frequency Characteristics (Typical)

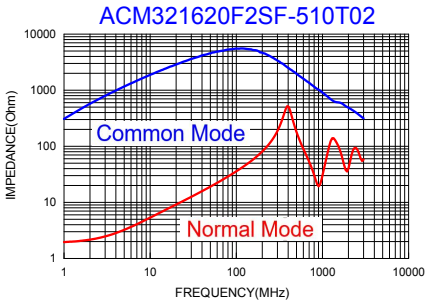

# ACM 3225F2S Series

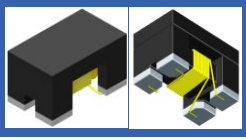

## ■ Dimensions (Units: mm)

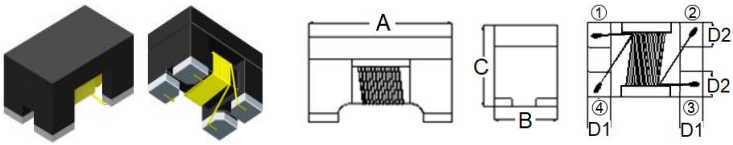


| P/N | A | B | C | D1 | D2 |
|---|---|---|---|---|---|
| ACM3225S | 3.20±0.20 | 2.50±0.20 | 2.20±0.20 | 0.65±0.10 | 1.00±0.10 |

## ■ Specifications

**1210 inch AxBxC=3.20x2.50x2.20 Unit : mm Operating Temperature:-40~+85℃**

| Part Number | Common mode Impedance (Ω) | Test Frequency (MHz) | DC Resistance (Ω) max. | Rated Current (mA) max. | Rated Volt. (Vdc)max. | IR (Ω) min. |
|---|---|---|---|---|---|---|
| ACM3225F2SF-501T20 | 500±25% | 100 | 0.10 | 2000 | 60 | 10M |
| ACM3225F2SF-102T15 | 1000±25% | 100 | 0.10 | 1500 | 60 | 10M |

## ■ Impedance-Frequency Characteristics (Typical)

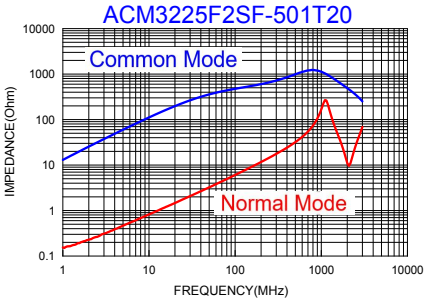


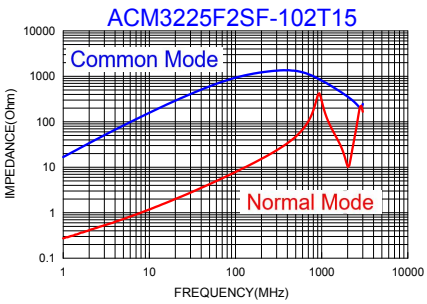

# ACM 3225D Series

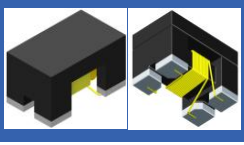

## ■ Dimensions (Units: mm)

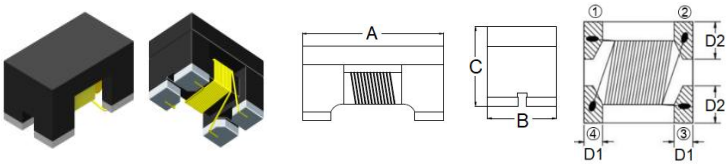


| P/N | A | B | C | D1 | D2 |
|---|---|---|---|---|---|
| ACM3225D | 3.20±0.20 | 2.50±0.20 | 2.20±0.20 | 0.65±0.10 | 1.00±0.10 |

## ■ Specifications

**1210 inch AxBxC=3.20x2.50x2.20 Unit : mm Operating Temperature:-40~+150℃**

| Part Number | Common mode Impedance (Ω) [100MHz] | DCR (Ω) max. | Rated Current (mA) max. | Rated Volt. (Vdc) max. | IR (Ω) min. |
|---|---|---|---|---|---|
| ACM3225F2DF-501T15 | 500±25% | 0.13 | 1500 | 80 | 10M |
| ACM3225F2DF-501T20 | 500±25% | 0.10 | 2000 | 80 | 10M |
| ACM3225F2DF-102T08 | 1000±25% | 0.15 | 800 | 80 | 10M |
| ACM3225F2DF-102T15 | 1000±25% | 0.10 | 1500 | 80 | 10M |

## ■ Impedance-Frequency Characteristics (Typical)

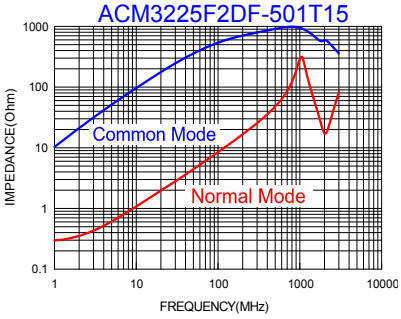


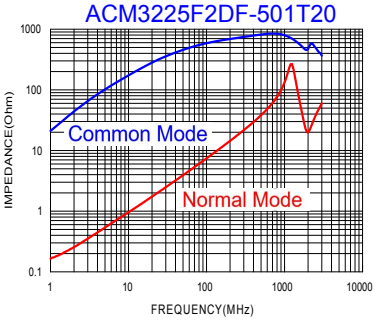

# ACM 3225D Series

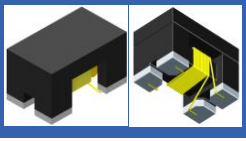

■ Impedance-Frequency Characteristics (Typical)

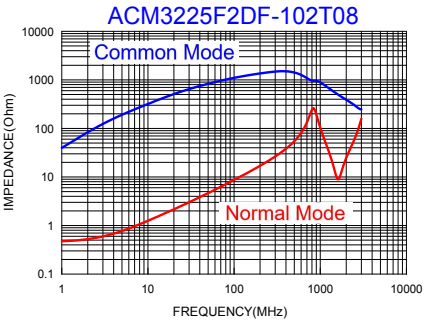


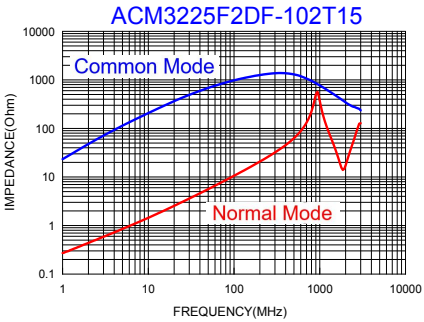

# ACM 3225T Series

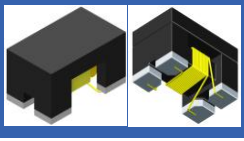

## ■ Dimensions (Units: mm)

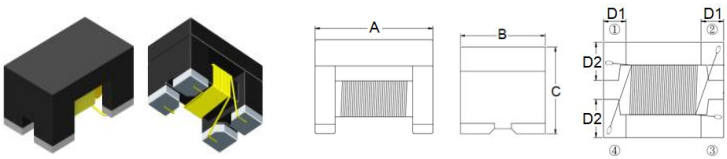


| P/N | A | B | C | D1 | D2 |
|---|---|---|---|---|---|
| ACM3225T | 3.30±0.20 | 2.50±0.20 | 2.50 max. | 0.55±0.15 | 1.00±0.20 |

## ■ Specifications

**1210 inch AxBxC=3.30x2.50x2.50 Unit : mm Operating Temperature:-40~+150℃**

| Part Number | Common mode Impedance (Ω) [10MHz] | | Inductance(μH) +50/-30% [100kHz/0.1V] | DCR (Ω) max. | Rated Current (mA) max. | Rated Volt. (Vdc) max. | IR (Ω) min. |
|---|---|---|---|---|---|---|---|
| ACM3225F2TF-110T03 | 300 min. | 550 typ. | 11 | 0.4 | 300 | 80 | 10M |
| ACM3225F2TF-220T03 | 500 min. | 1100 typ. | 22 | 0.5 | 300 | 80 | 10M |
| ACM3225F2TF-510T02 | 1000 min. | 2600 typ. | 51 | 0.7 | 200 | 80 | 10M |
| ACM3225F2TF-101T02 | 2200 min. | 5100 typ. | 100 | 1.5 | 200 | 80 | 10M |

## ■ Impedance-Frequency Characteristics (Typical)

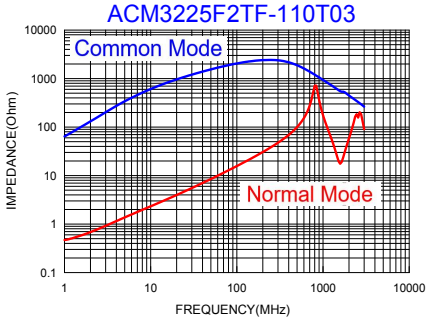


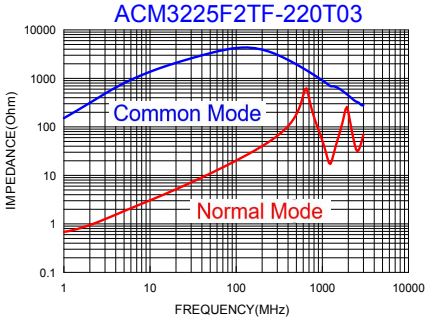

# ACM 3225T Series



## ■ Impedance-Frequency Characteristics (Typical)

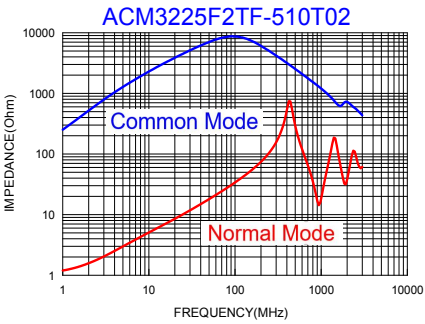


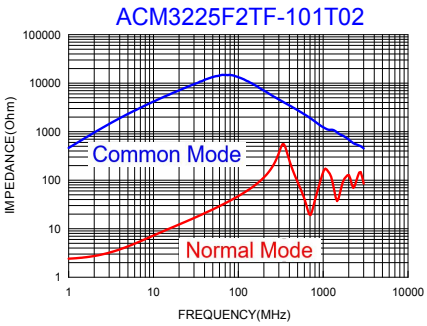

# ACM 4532N Series-D

## ■ Dimensions (Units: mm)

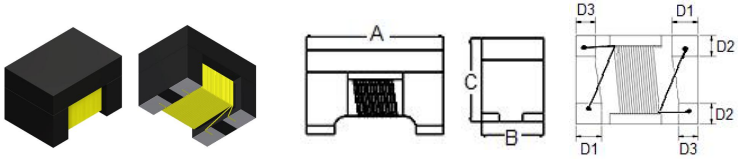


| P/N | A | B | C | D1 | D2 | D3 |
|---|---|---|---|---|---|---|
| ACM4532N-D | 4.50±0.20 | 3.20±0.20 | 2.80±0.20 | 0.75±0.20 | 0.85±0.20 | 0.60±0.20 |

## ■ Specifications

**1812 inch AxBxC=4.50x3.20x2.80 Unit : mm Operating Temperature:-40~+150℃**

| Part Number | Common mode Impedance (Ω) [10MHz] | | Common mode Inductance (μH) +50/-30% [100kHz/0.1V] | DCR (Ω) max. | Rated Current (mA) max. | Withstand Volt. (Vdc) Max. | Rated Volt. (Vdc) max. | IR (Ω) min. |
|---|---|---|---|---|---|---|---|---|
| ACM4532F2NF-110T03-D | 300 min | 600 typ. | 11 | 0.6 | 360 | 125 | 50 | 10M |
| ACM4532F2NF-220T03-D | 500 min | 1200 typ. | 22 | 1.0 | 310 | 125 | 50 | 10M |
| ACM4532F2NF-510T02-D | 1000 min | 2800 typ. | 51 | 1.0 | 230 | 125 | 50 | 10M |
| ACM4532F2NF-101T02-D | 2000 min | 5800 typ. | 100 | 2.0 | 200 | 125 | 50 | 10M |

## ■ Impedance-Frequency Characteristics (Typical)

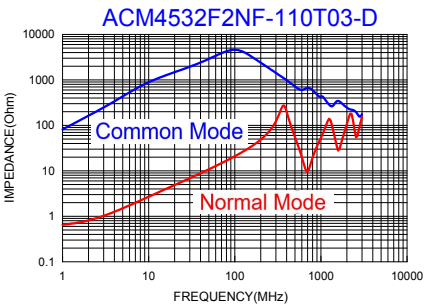


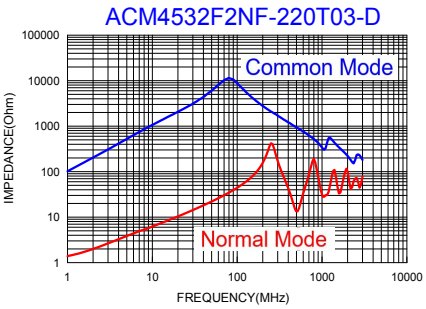

# ACM 4532N Series-D

■ Impedance-Frequency Characteristics (Typical)

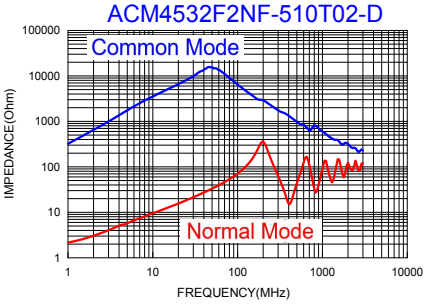


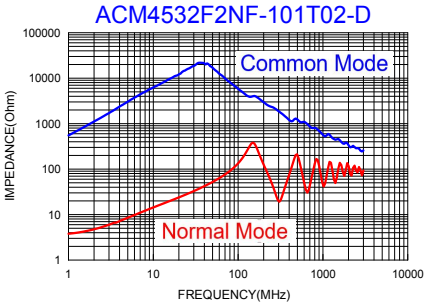

# DCM 321620F2S Series



Halogen-free RoHS

## ■ Dimensions (Units: mm)

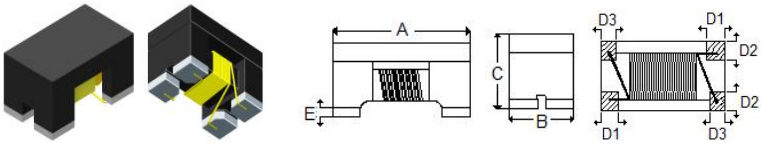


| P/N | A | B | C | D1 | D2 | D3 | E |
|---|---|---|---|---|---|---|---|
| DCM321620 | 3.40±0.20 | 1.60±0.20 | 2.20±0.20 | 0.64±0.10 | 0.58±0.10 | 0.54±0.10 | 0.12 typ. |

## ■ Specifications

**1206 inch AxBxC=3.40x1.60x2.20 Unit : mm Operating Temperature:-40~+105℃**

| Part Number | Inductance(uH) [100kHz/0.1V] min. | Capacitance (pF)max. | Insertion loss 1-100MHz (dB) | Return loss 1-100MHz (dB) | |
|---|---|---|---|---|---|
| | 60 | 14 | -0.7 typ. | -20 typ. | |
| DCM321620F2SF-600T02-1R1 | DC Resistance (Ω) max. | Rated Current (mA)max. | Rated Volt. (Vdc)max. | Withstand Volt. (Vdc)max. | IR(Ω) min. |
| | 1.1 | 200 | 50 | 125 | 10M |

**1206 inch AxBxC=3.40x1.60x2.20 Unit : mm Operating Temperature:-40~+105℃**

| Part Number | Inductance(uH) [100kHz/0.1V] min. | Capacitance (pF)max. | Insertion loss 1-125MHz (dB) | Return loss 1-125MHz (dB) | |
|---|---|---|---|---|---|
| | 55 | 8 | -1.0 typ.<br>-1.2 min | -15 typ.<br>-20 max. | |
| DCM321620F2SF-550T02C8 | DC Resistance (Ω)max. | Rated Current (mA)max. | Rated Volt. (Vdc)max. | Withstand Volt. (Vdc)max. | IR(Ω) min. |
| | 1.7 | 200 | 50 | 125 | 10M |

# DCM 321620F2S Series



## ■ Impedance-Frequency Characteristics (Typical)

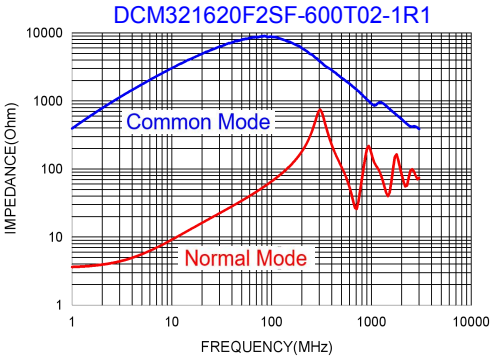


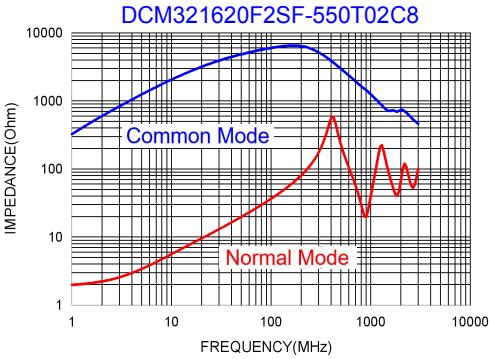

# DCM 3532F2S Series



## ■ Dimensions (Units: mm)



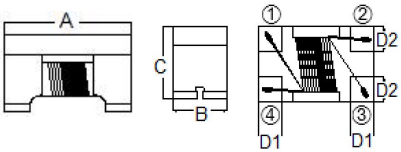


| P/N | A | B | C | D1 | D2 |
|---|---|---|---|---|---|
| DCM3532 | 3.50±0.20 | 3.20±0.20 | 2.20±0.20 | 0.63±0.05 | 1.18±0.05 |

## ■ Specifications

**1210 inch AxBxC=3.50x3.20x2.20 Unit : mm Operating Temperature:-40~+125℃**

| Part Number | Inductance(uH) [100kHz/0.1V] | DC Resistance (Ω)max. | Rated Current (mA)max. | Rated Volt. (Vdc)max. | IR (Ω)min. | Capacitance (pF)max. |
|---|---|---|---|---|---|---|
| DCM3532F2SF-800 | 75~160 | 1.3 | 200 | 50 | 10M | 19 |

## ■ Impedance-Frequency Characteristics (Typical)

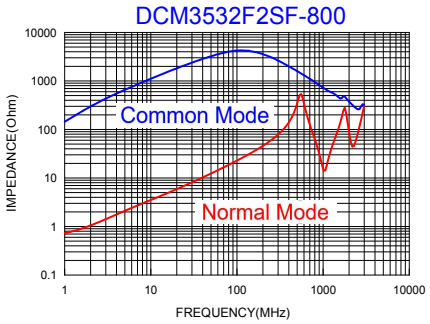

# WCM 5025 Series



## ■ Dimensions (Units: mm)

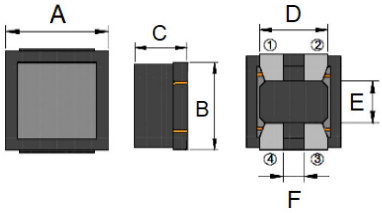


| P/N | A(mm) | B(mm) | C(mm) | D(mm) | E(mm) | F(mm) |
|---|---|---|---|---|---|---|
| WCM5025 | 4.80±0.30 | 5.00±0.30 | 2.50 max. | 3.50 typ. | 2.20 typ. | 1.10 typ. |

## ■ Specifications

**2020 inch AxBxC=4.80x5.00x2.50 Unit : mm Operating Temperature:-40~+125℃**

| Part Number | Common mode Impedance(Ω) | Test Frequency (MHz) | DC Resistance (Ω)±40% | Rated Current (mA) max. | Rated Volt. (Vdc)max. | IR (Ω) min. |
|---|---|---|---|---|---|---|
| WCM5025F2SF-251T50 | 250(typ.) | 100 | 0.014 | 5000 | 50 | 10M |
| WCM5025F2SF-501T40 | 500(typ.) | 100 | 0.019 | 4000 | 50 | 10M |
| WCM5025F2SF-102T20 | 1000(typ.) | 100 | 0.024 | 2000 | 50 | 10M |
| WCM5025F2SF-152T15 | 1500(typ.) | 100 | 0.040 | 1500 | 50 | 10M |

## ■ Impedance-Frequency Characteristics (Typical)

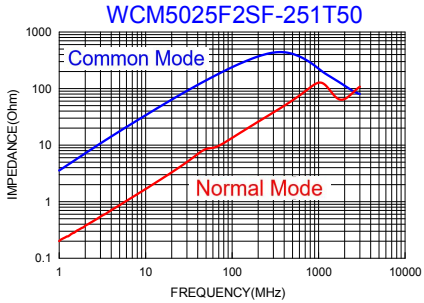


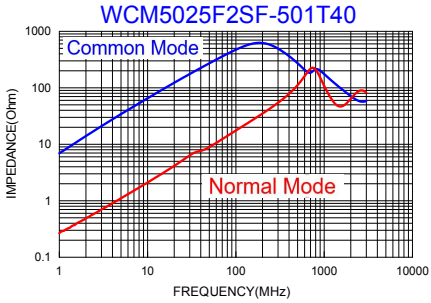

# WCM 5025 Series



## ■ Impedance-Frequency Characteristics (Typical)

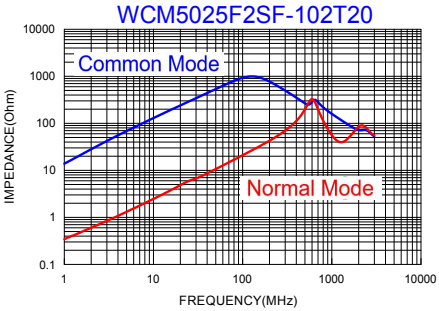


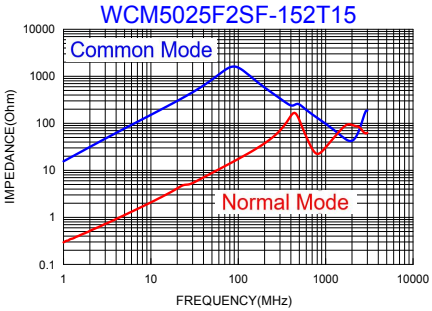

# WCM 5040 Series



## ■ Dimensions (Units: mm)

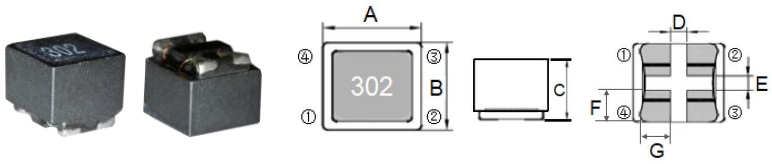


| P/N | A(mm) | B(mm) | C(mm) | D(mm) | E(mm) | F(mm) | G(mm) |
|---|---|---|---|---|---|---|---|
| WCM5040 | 4.80±0.20 | 5.00±0.20 | 4.50 max. | 0.80 typ. | 1.00 typ. | 1.90 typ. | 1.35 typ. |

## ■ Specifications

**2020 inch AxBxC=4.80x5.00x4.50 Unit : mm Operating Temperature:-40~+125℃**

| Part Number | Common mode Impedance @100MHz(Ω) | DC Resistance (Ω) max. | Rated Current (A) max. | Rated Voltage (Vdc) max. | IR (MΩ) min. |
|---|---|---|---|---|---|
| WCM5040F2SF-191T50-M | 190 (typ.) | 0.02 | 5.0 | 50 | 10 |
| WCM5040F2SF-351T20-M | 350 (typ.) | 0.04 | 2.0 | 50 | 10 |
| WCM5040F2SF-501T15-M | 500 (typ.) | 0.05 | 1.5 | 50 | 10 |
| WCM5040F2SF-102T13-M | 1000 (typ.) | 0.06 | 1.3 | 50 | 10 |
| WCM5040F2SF-152T10-M | 1500 (typ.) | 0.10 | 1.0 | 50 | 10 |
| WCM5040F2SF-302T05-M | 3000 (typ.) | 0.20 | 0.5 | 50 | 10 |

# WCM 7060 Series



## ■ Dimensions (Units: mm)



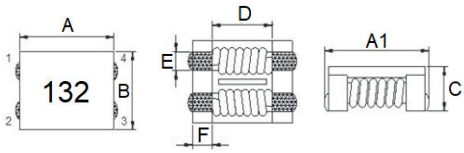


| P/N | A(mm) | A1(mm) | B(mm) | C(mm) | D(mm) | E(mm) | F(mm) |
|---|---|---|---|---|---|---|---|
| WCM7060 | 7.00±0.50 | 7.50±0.50 | 6.00±0.50 | 3.80 max | 3.50 typ. | 1.50 typ. | 1.70 typ. |

## ■ Specifications

2824 inch AxBxC=7.00x6.00x3.80 Unit : mm Operating Temperature:-40~+125℃

| Part Number | Common mode Impedance (Ω) | | Test Frequency (MHz) | DC Resistance (mΩ)max (1 line). | Rated Current (A) max. | Rated Volt. (Vdc)max. | IR (MΩ) min. |
|---|---|---|---|---|---|---|---|
| | min | typ. | | | | | |
| WCM7060CLF2-101-M | 100 | 140 | 100 | 10 | 9.0 | 125 | 10 |
| WCM7060CLF2-301-M | 225 | 300 | 100 | 10 | 5.0 | 125 | 10 |
| WCM7060CLF2-501-M | 275 | 450 | 100 | 10 | 5.0 | 125 | 10 |
| WCM7060CLF2-601-M | 500 | 700 | 100 | 15 | 4.0 | 125 | 10 |
| WCM7060CLF2-701-M | 500 | 700 | 100 | 15 | 4.0 | 125 | 10 |
| WCM7060CLF2-102-M | 800 | 1020 | 100 | 17 | 3.0 | 125 | 10 |
| WCM7060CLF2-132-M | 910 | 1300 | 100 | 21 | 2.5 | 125 | 10 |
| WCM7060CLF2-272-M | 2000 | 2700 | 100 | 63 | 1.0 | 125 | 10 |
| WCM7060CLF2-302-M | 2500 | 3000 | 100 | 75 | 0.9 | 125 | 10 |

# WCM 7060 Series




Halogen-free RoHS

■ Impedance-Frequency Characteristics (Typical)

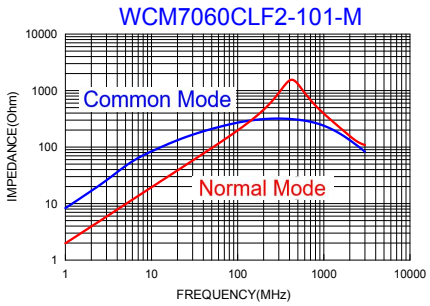


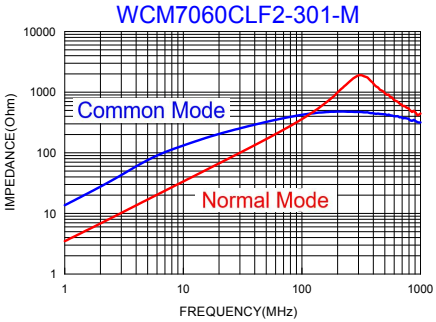


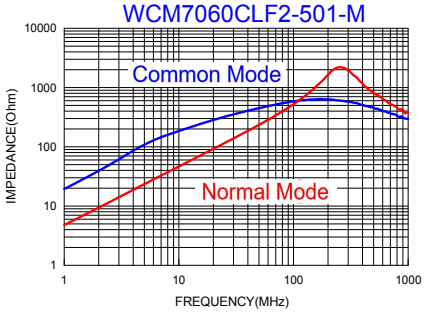


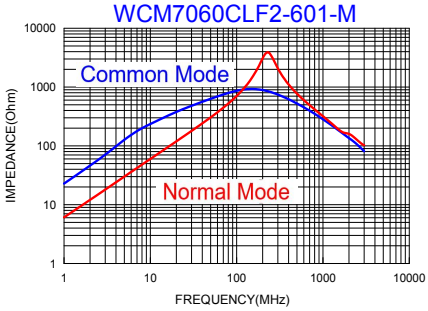


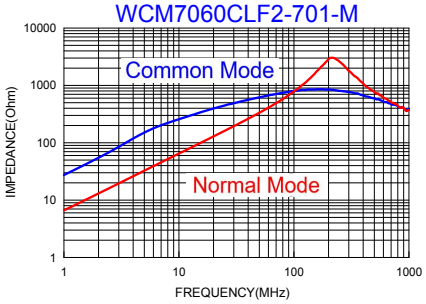


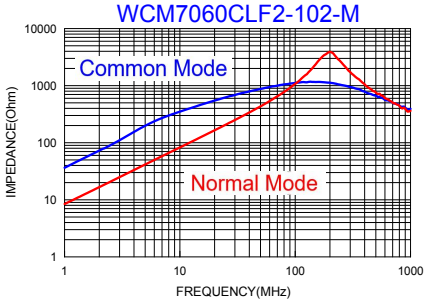

# WCM 7060 Series




Halogen-free RoHS

■ Impedance-Frequency Characteristics (Typical)

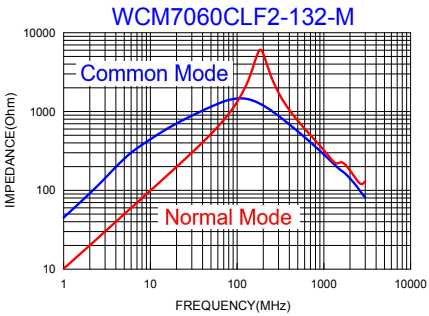


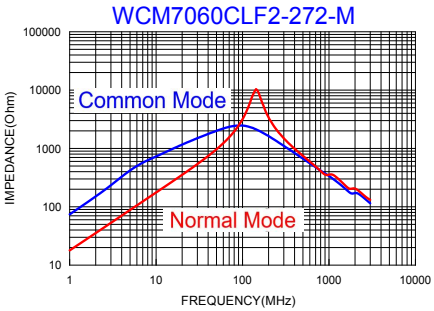


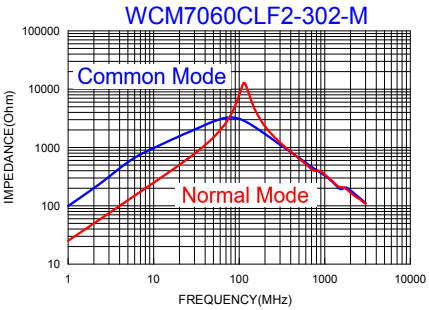

# WCM 9070 Series

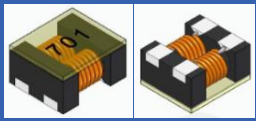

## ■ Dimensions (Units: mm)

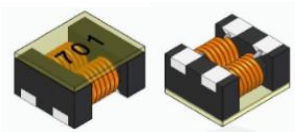

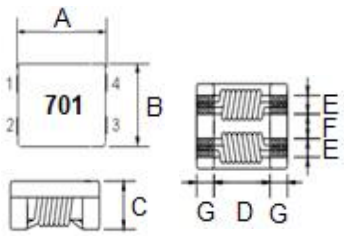


| P/N | A(mm) | B(mm) | C(mm) | D(mm) | E(mm) | F(mm) | G(mm) |
|---|---|---|---|---|---|---|---|
| WCM9070 | 9.00±0.50 | 7.00±0.50 | 4.80 max. | 5.70 typ. | 1.50±0.50 | 2.00±0.50 | 1.70±0.20 |

## ■ Specifications

**3528 inch AxBxC=9.00x7.00x4.80 Unit : mm Operating Temperature:-40~+125℃**

| Part Number | Common mode Impedance(Ω) | | Test Frequency (MHz) | DC Resistance (mΩ)max. (1 line) | Rated Current (A) max. | Rated Volt. (Vdc) max. | Insulation Resistance (MΩ) min. |
|---|---|---|---|---|---|---|---|
| | min | typ. | | | | | |
| WCM9070-301T60-M | 225 | 300 | 100 | 6 | 6.0 | 80 | 10 |
| WCM9070-501T60-M | 450 | 600 | 100 | 8 | 6.0 | 80 | 10 |
| WCM9070-701T50-M | 500 | 700 | 100 | 10 | 5.0 | 80 | 10 |
| WCM9070-102T40-M | 750 | 1000 | 100 | 13 | 4.0 | 80 | 10 |
| WCM9070-222T25-M | 1700 | 2200 | 100 | 60 | 2.5 | 80 | 10 |
| WCM9070-272T20-M | 2000 | 2700 | 100 | 65 | 2.0 | 80 | 10 |
| WCM9070-302T30-M | 2500 | 3000 | 100 | 70 | 3.0 | 80 | 10 |

## ■ Impedance-Frequency Characteristics (Typical)

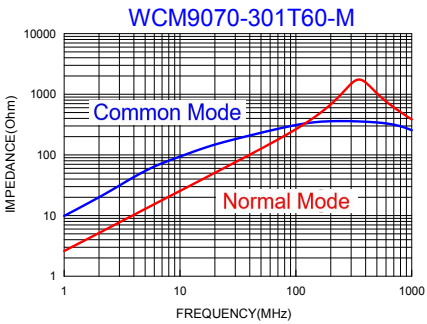


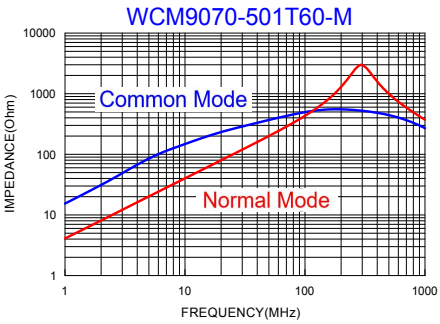

# WCM 9070 Series

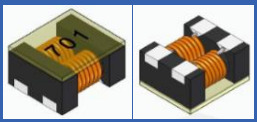

## ■ Impedance-Frequency Characteristics (Typical)

### WCM9070-701T50-M

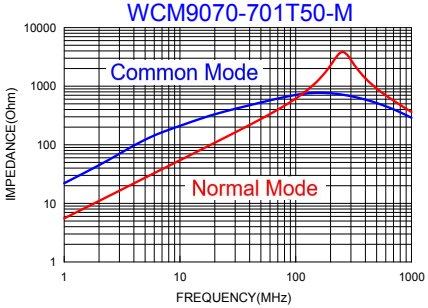


### WCM9070-102T40-M

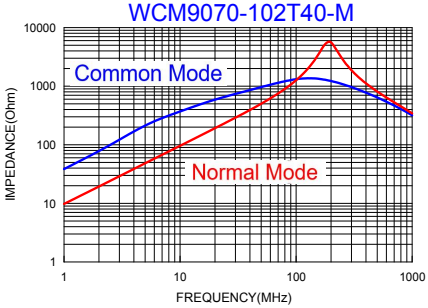


### WCM9070-222T25-M

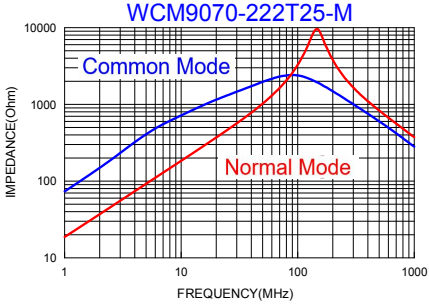


### WCM9070-272T20-M

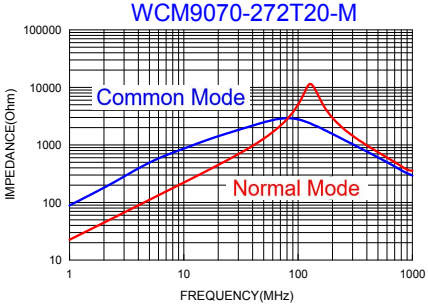


### WCM9070-302T30-M

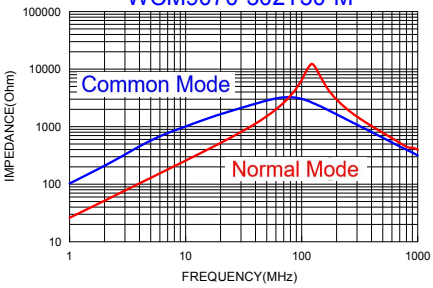

# WCM 1211 Series

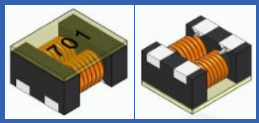

## ■ Dimensions (Units: mm)

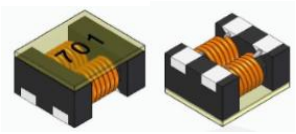

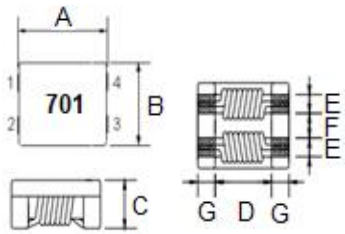


| P/N | A(mm) | B(mm) | C(mm) | D(mm) | E(mm) | F(mm) | G(mm) |
|---|---|---|---|---|---|---|---|
| WCM1211 | 12.00±0.50 | 10.80±0.50 | 6.40 max. | 7.00 typ. | 2.70±0.20 | 2.50±0.20 | 2.50±0.20 |

## ■ Specifications

**5040 inch AxBxC=12.00x10.80x6.40 Unit : mm Operating Temperature:-40~+125℃**

| Part Number | Common mode Impedance(Ω) | | Test Frequency (MHz) | DC Resistance (mΩ)max. (1 line). | Rated Current (A) max. | Rated Volt. (Vdc)max. | Insulation Resistance (MΩ) min. |
|---|---|---|---|---|---|---|---|
| | min | typ. | | | | | |
| WCM1211F-800T10-M | 80 | 230 | 100 | 2 | 10.0 | 125 | 10 |
| WCM1211F-701T80-M | 500 | 700 | 100 | 6 | 8.0 | 125 | 10 |
| WCM1211F-801T80-M | 600 | 800 | 100 | 8 | 8.0 | 125 | 10 |
| WCM1211F-102T60-M | 750 | 1000 | 100 | 14 | 6.0 | 125 | 10 |
| WCM1211F-222T02-M | 2200 | 2500 | 100 | 35 | 1.8 | 125 | 10 |
| WCM1211F-272T02-M | 2300 | 2700 | 100 | 50 | 1.5 | 125 | 10 |

# WCM 1211 Series

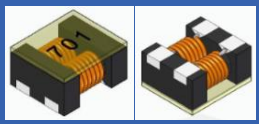


Halogen-free RoHS

■ Impedance-Frequency Characteristics (Typical)

WCM1211F-800T10-M

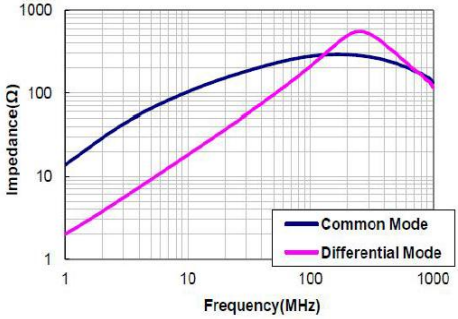


WCM1211F-701T80-M

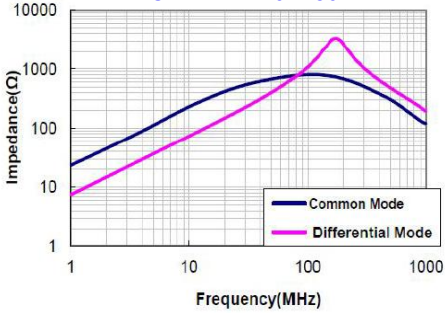


WCM1211F-801T80-M

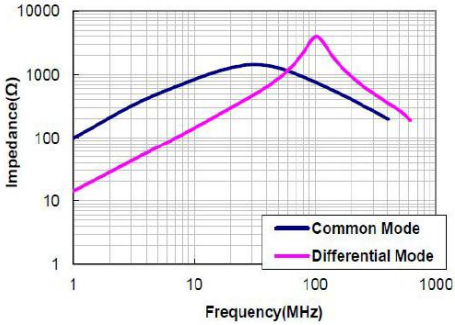


WCM1211F-102T60-M

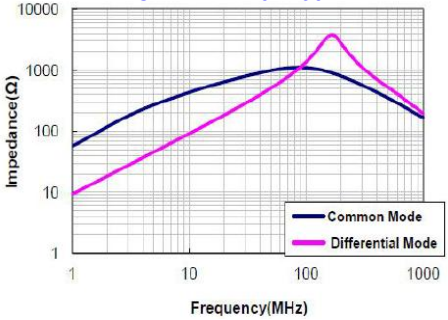


WCM1211F-222T02-M

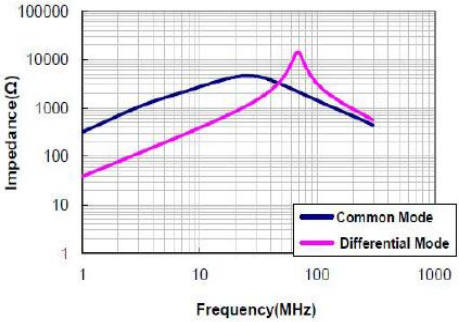


WCM1211F-272T02-M

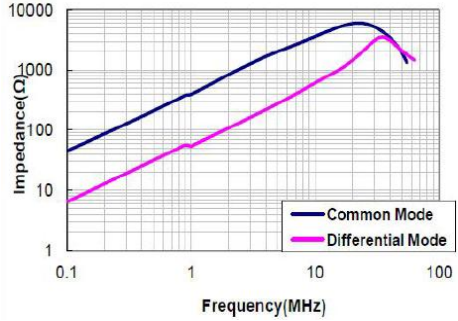

# BCM 2012 Series

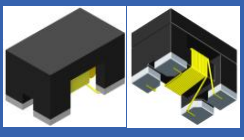

## ■ Dimensions (Units: mm)

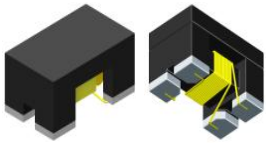

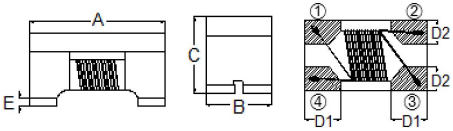


| P/N | A | B | C | D1 | D2 | E |
|---|---|---|---|---|---|---|
| BCM2012 | 2.00±0.20 | 1.20±0.20 | 1.20±0.20. | 0.50±0.10 | 0.51±0.10 | 0.15±0.10 |

## ■ Specifications

**0805 inch AxBxC=2.00x1.20x1.20 Unit : mm Operating Temperature:-40~+125℃**

| Part Number | UB/B Impedance (Ω) | Test Frequency (MHz) | DC Resistance (Ω) max. | Rated Power (dBm) max. | Rated Volt. (DCV) max. | Withstand Volt.(DCV) max. | IR (MΩ) min. | Insertion Loss (dB) max. | CMRR (dB) |
|---|---|---|---|---|---|---|---|---|---|
| BCM2012F2SF-50011-TE2 | 50/50 | 400~1800 | 0.50 | 27 | 20 | 125 | 10 | 2.2 | 15(typ.) |
| BCM2012F2SF-50011-T02 | 50/50 | 40~ 860 | 1.00 | 27 | 20 | 125 | 10 | 2.5 | 20(typ.) |
| BCM2012F2SF-50011-MN2 | 50/50 | 100~1000 | 0.35 | 27 | 20 | 50 | 10 | 1.0 | 10(min.) |
| BCM2012F2SF-50011-ST2 | 50/50 | 45~870 | 1.00 | 27 | 20 | 50 | 10 | 1.2 | 20(min.) |
| BCM2012F2SF-75011-TE2 | 75/75 | 400~1800 | 0.50 | 27 | 20 | 125 | 10 | 2.0 | 15(typ.) |
| BCM2012F2SF-75011-T02 | 75/75 | 50~1200 | 0.70 | 27 | 20 | 125 | 10 | 1.2 | 20(typ.) |
| BCM2012F2SF-75011-MS2 | 75/75 | 1000~1500 | 0.59 | 27 | 20 | 50 | 10 | 1.4 | 20(min.) |
| BCM2012F2SF-75011-MT2 | 75/75 | 50~1200 | 0.77 | 27 | 20 | 50 | 10 | 50~870 MHz:1.0 870~1200 MHz:1.2 | 20(min.) |
| BCM2012F2SF-75011-SA2 | 75/75 | 45~870 | 0.88 | 27 | 20 | 50 | 10 | 1.0 | 20(min.) |
| BCM2012F2SF-75011-SB2 | 75/75 | 50~1200 | 0.70 | 27 | 20 | 50 | 10 | 1.2 | 20(min.) |
| BCM2012F2SF-75011-122 | 75/75 | 1000~1500 | 0.59 | 27 | 20 | 50 | 10 | 1.4 | 20(min.) |

# BCM 2012 Series

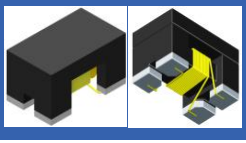

Halogen-free RoHS

## ■ Characteristics (Typical)

### BCM2012F2SF-50011-TE2

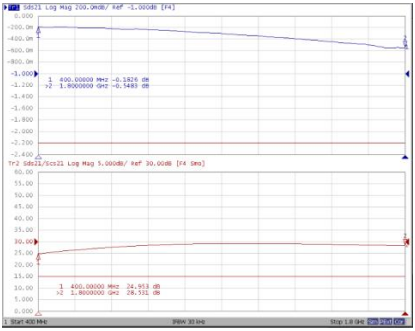

### BCM2012F2SF-50011-T02

### BCM2012F2SF-50011- MN2

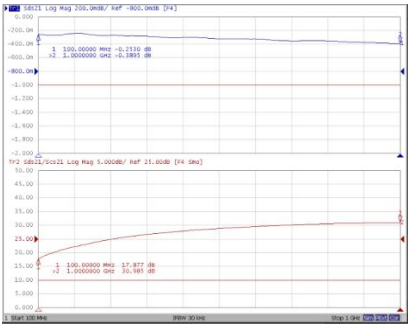

### BCM2012F2SF-50011-ST2

### BCM2012F2SF-75011-TE2

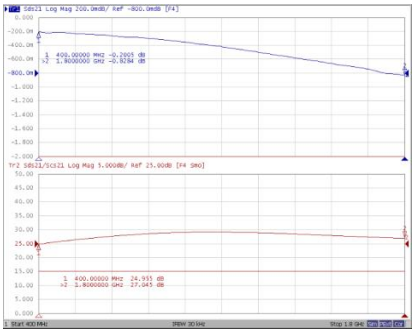

### BCM2012F2SF-75011-T02

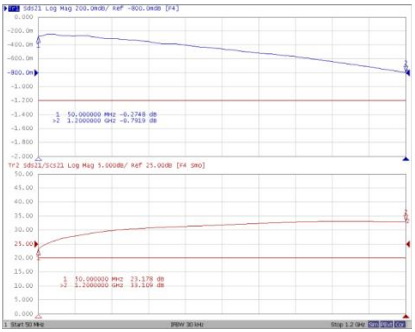

# BCM 2012 Series



Halogen-free RoHS

■ Characteristics (Typical)

### BCM2012F2SF-75011-MS2

### BCM2012F2SF-75011-MT2

### BCM2012F2SF-75011-SA2

### BCM2012F2SF-75011-SB2

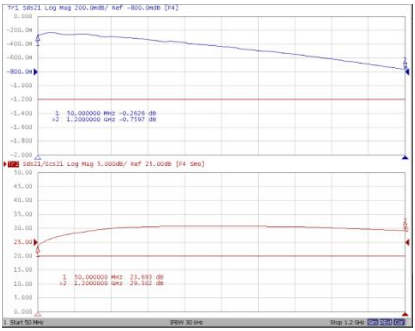

### BCM2012F2SF-75011-122

# FCI 1005 Series

## ■ Dimensions (Unit mm)



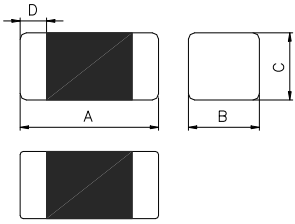


| P/N | A | B | C | D |
|---|---|---|---|---|
| FCI1005 | 1.00±0.10 | 0.50±0.10 | 0.50±0.10 | 0.25±0.10 |

## ■ Specifications

**0402 inch A×B×C=1.00×0.50×0.50 Unit:mm** **Operating Temperature:-55~+105℃**

| Part Number | Inductance | | Q | | Rated Current (mA) max. | DCR (Ω) max. | SRF (MHz) min. |
|---|---|---|---|---|---|---|---|
| | (uH) | Test Frequency (Hz) | min. | Test Frequency (MHz) | | | |
| FCI1005F-1R0□ | 1.00 | 10M/60mV | 20 | 10 | 15 | 0.90 | 40 |
| FCI1005F-1R8□ | 1.80 | 10M/60mV | 20 | 10 | 15 | 1.45 | 30 |
| FCI1005F-2R2□ | 2.20 | 10M/60mV | 20 | 10 | 10 | 1.70 | 28 |

NOTE: □:TOLERANCE K=±10%,L=±15%,M=±20%

# FCI 1608 Series

Halogen-free RoHS

■ Dimensions (Unit mm)



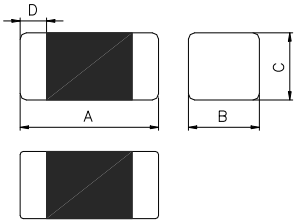


| P/N | A | B | C | D |
|---|---|---|---|---|
| FCI1608 | 1.60±0.15 | 0.80±0.15 | 0.80±0.15 | 0.30±0.20 |

■ Specifications

0603 inch A×B×C=1.60×0.80×0.80 Unit:mm Operating Temperature:-55~+105℃

| Part Number | Inductance | | Q | | Rated Current (mA) max. | DCR (Ω) max. | SRF (MHz) min. |
|---|---|---|---|---|---|---|---|
| | (uH) | Test Frequency (Hz) | min. | Test Frequency (MHz) | | | |
| FCI1608F-47N□ | 0.047 | 50M/60mV | 10 | 50 | 50 | 0.30 | 260 |
| FCI1608F-68N□ | 0.068 | 50M/60mV | 10 | 50 | 50 | 0.30 | 250 |
| FCI1608F-82N□ | 0.082 | 50M/60mV | 10 | 50 | 50 | 0.30 | 245 |
| FCI1608F-R10□ | 0.10 | 25M/60mV | 15 | 25 | 50 | 0.50 | 240 |
| FCI1608F-R12□ | 0.12 | 25M/60mV | 15 | 25 | 50 | 0.50 | 205 |
| FCI1608F-R15□ | 0.15 | 25M/60mV | 15 | 25 | 50 | 0.60 | 180 |
| FCI1608F-R18□ | 0.18 | 25M/60mV | 15 | 25 | 50 | 0.60 | 165 |
| FCI1608F-R22□ | 0.22 | 25M/60mV | 15 | 25 | 50 | 0.80 | 150 |
| FCI1608F-R27□ | 0.27 | 25M/60mV | 15 | 25 | 50 | 0.80 | 136 |
| FCI1608F-R33□ | 0.33 | 25M/60mV | 15 | 25 | 35 | 0.85 | 125 |
| FCI1608F-R39□ | 0.39 | 25M/60mV | 15 | 25 | 35 | 1.00 | 110 |
| FCI1608F-R47□ | 0.47 | 25M/60mV | 15 | 25 | 35 | 1.35 | 105 |
| FCI1608F-R56□ | 0.56 | 25M/60mV | 15 | 25 | 35 | 1.55 | 95 |
| FCI1608F-R68□ | 0.68 | 25M/60mV | 15 | 25 | 35 | 1.70 | 80 |
| FCI1608F-R82□ | 0.82 | 25M/60mV | 15 | 25 | 35 | 2.10 | 75 |
| FCI1608F-1R0□ | 1.00 | 10M/60mV | 30 | 10 | 25 | 0.60 | 70 |

# FCI 1608 Series

## ■ Specifications

0603 inch A×B×C=1.60×0.80×0.80 Unit:mm Operating Temperature:-55~+105℃

| Part Number | Inductance | | Q | | Rated Current (mA) max. | DCR (Ω) max. | SRF (MHz) min. |
|---|---|---|---|---|---|---|---|
| | (uH) | Test Frequency (Hz) | min. | Test Frequency (MHz) | | | |
| FCI1608F-1R5□ | 1.50 | 10M/60mV | 30 | 10 | 25 | 0.80 | 55 |
| FCI1608F-1R8□ | 1.80 | 10M/60mV | 30 | 10 | 25 | 0.95 | 50 |
| FCI1608F-2R2□ | 2.20 | 10M/60mV | 30 | 10 | 15 | 1.15 | 45 |
| FCI1608F-3R3□ | 3.30 | 10M/60mV | 30 | 10 | 15 | 1.55 | 38 |
| FCI1608F-4R7□ | 4.70 | 10M/60mV | 30 | 10 | 15 | 2.10 | 33 |
| FCI1608TF-100□ | 10.0 | 2M/60mV | 30 | 2 | 15 | 2.55 | 17 |

NOTE: □:TOLERANCE K=±10%,L=±15%,M=±20%

# FCI 2012 Series

## ■ Dimensions (Unit mm)



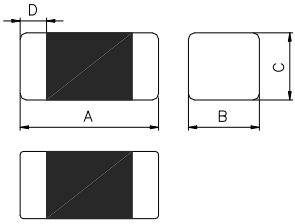


| P/N | A | B | C | D |
|---|---|---|---|---|
| FCI2012 | 2.00±0.20 | 1.25±0.20 | 0.85±0.20 | 0.50±0.30 |
| | | | 1.25±0.20 | |

## ■ Specifications

**0805 inch A×B×C=2.00×1.25×0.85 Unit:mm** **Operating Temperature:-55~+105℃**

| Part Number | Thickness | Inductance | | Q | | Rated Current (mA) max. | DCR (Ω) max. | SRF (MHz) min. |
|---|---|---|---|---|---|---|---|---|
| | C size(mm) | (uH) | Test Frequency (Hz) | min. | Test Frequency (MHz) | | | |
| FCI2012F-47N□ | 0.85±0.20 | 0.047 | 50M/60mV | 15 | 50 | 300 | 0.20 | 320 |
| FCI2012F-R10□ | 0.85±0.20 | 0.10 | 25M/60mV | 20 | 25 | 250 | 0.30 | 235 |
| FCI2012F-R12□ | 0.85±0.20 | 0.12 | 25M/60mV | 20 | 25 | 250 | 0.30 | 220 |
| FCI2012F-R15□ | 0.85±0.20 | 0.15 | 25M/60mV | 20 | 25 | 250 | 0.40 | 200 |
| FCI2012F-R18□ | 0.85±0.20 | 0.18 | 25M/60mV | 20 | 25 | 250 | 0.40 | 185 |
| FCI2012F-R22□ | 0.85±0.20 | 0.22 | 25M/60mV | 20 | 25 | 250 | 0.50 | 170 |
| FCI2012F-R27□ | 0.85±0.20 | 0.27 | 25M/60mV | 20 | 25 | 250 | 0.50 | 150 |
| FCI2012F-R33□ | 0.85±0.20 | 0.33 | 25M/60mV | 20 | 25 | 250 | 0.55 | 145 |
| FCI2012F-R39□ | 0.85±0.20 | 0.39 | 25M/60mV | 25 | 25 | 200 | 0.65 | 135 |
| FCI2012F-1R0□ | 0.85±0.20 | 1.00 | 10M/60mV | 45 | 10 | 50 | 0.40 | 75 |
| FCI2012F-1R5□ | 0.85±0.20 | 1.50 | 10M/60mV | 45 | 10 | 50 | 0.50 | 60 |
| FCI2012F-1R8□ | 0.85±0.20 | 1.80 | 10M/60mV | 45 | 10 | 50 | 0.60 | 55 |
| FCI2012F-2R2□ | 0.85±0.20 | 2.20 | 10M/60mV | 45 | 10 | 30 | 0.65 | 50 |

NOTE: □:TOLERANCE K=±10%,L=±15%,M=±20%

# FCI 2012 Series

## ■ Specifications

0805 inch A×B×C=2.00×1.25×1.25 Unit:mm Operating Temperature:-55~+105℃

| Part Number | Thickness | Inductance | | Q | | Rated Current (mA) max. | DCR (Ω) max. | SRF (MHz) min. |
|---|---|---|---|---|---|---|---|---|
| | C size(mm) | (uH) | Test Frequency (Hz) | min. | Test Frequency (MHz) | | | |
| FCI2012F-R47□ | 1.25±0.20 | 0.47 | 25M/60mV | 25 | 25 | 200 | 0.65 | 125 |
| FCI2012F-R56□ | 1.25±0.20 | 0.56 | 25M/60mV | 25 | 25 | 150 | 0.75 | 115 |
| FCI2012F-R68□ | 1.25±0.20 | 0.68 | 25M/60mV | 25 | 25 | 150 | 0.80 | 105 |
| FCI2012F-2R7□ | 1.25±0.20 | 2.70 | 10M/60mV | 45 | 10 | 30 | 0.75 | 45 |
| FCI2012F-3R3□ | 1.25±0.20 | 3.30 | 10M/60mV | 45 | 10 | 30 | 0.80 | 41 |
| FCI2012F-4R7□ | 1.25±0.20 | 4.70 | 10M/60mV | 45 | 10 | 30 | 1.00 | 35 |
| FCI2012F-100□ | 1.25±0.20 | 10.0 | 2M/60mV | 45 | 2 | 15 | 1.15 | 24 |

NOTE: □:TOLERANCE K=±10%,L=±15%,M=±20%

# FCI 3216 Series

## ■ Dimensions (Unit mm)



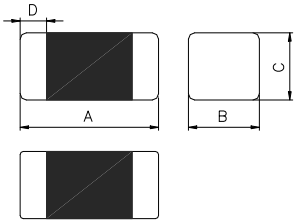


| P/N | A | B | C | D |
|---|---|---|---|---|
| FCI3216 | 3.20±0.20 | 1.60±0.20 | 1.10±.30 | 0.50±0.30 |

## ■ Specifications

**1206inch A×B×C=3.20×1.60×1.10 Unit:mm** **Operating Temperature:-55~+105℃**

| Part Number | Inductance | | Q | | Rated Current (mA) max. | DCR (Ω) max. | SRF (MHz) min. |
|---|---|---|---|---|---|---|---|
| | (uH) | Test Frequency (Hz) | min. | Test Frequency (MHz) | | | |
| FCI3216F-1R0□ | 1.00 | 10M/60mV | 45 | 10 | 100 | 0.40 | 75 |
| FCI3216F-2R2□ | 2.20 | 10M/60mV | 45 | 10 | 50 | 0.60 | 50 |
| FCI3216F-4R7□ | 4.70 | 10M/60mV | 45 | 10 | 50 | 0.90 | 35 |
| FCI3216F-100□ | 10.0 | 2M/60mV | 50 | 2 | 25 | 1.00 | 24 |

NOTE: □:TOLERANCE K=±10%,L=±15%,M=±20%

# SWF 1608LF Series



Halogen-free RoHS

## ■ Dimensions (Units: mm)



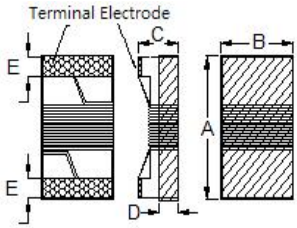


| P/N | A | B | C | D | E |
|---|---|---|---|---|---|
| SWF1608L | 1.65±0.15 | 1.15±0.15 | 1.05±0.15 | 0.38 ref. | 0.35±0.10 |

## ■ Specifications

**0603 inch AxBxC=1.65x1.15x1.05 Unit : mm Operating Temperature:-40~+125℃**

| Part Number | Inductance (uH) | Tolerance | Test Frequency (Hz) | Q typ. | Test Frequency (MHz) | SRF (MHz) typ. | DCR (Ω) max. | IDC (mA) max. |
|---|---|---|---|---|---|---|---|---|
| SWF1608LF-47N□ | 0.047 | K | 0.5V/7.9M | 17 | 7.9 | 1700 | 0.075 | 1500 |
| SWF1608LF-72N□ | 0.072 | K | 0.5V/7.9M | 17 | 7.9 | 1700 | 0.12 | 1500 |
| SWF1608LF-R10□ | 0.10 | K | 0.5V/7.9M | 17 | 7.9 | 1500 | 0.12 | 1500 |
| SWF1608LF-R12□ | 0.12 | K | 0.5V/7.9M | 17 | 7.9 | 1350 | 0.15 | 1500 |
| SWF1608LF-R15□ | 0.15 | K | 0.5V/7.9M | 17 | 7.9 | 1350 | 0.15 | 1450 |
| SWF1608LF-R18□ | 0.18 | K | 0.5V/7.9M | 17 | 7.9 | 1150 | 0.15 | 1400 |
| SWF1608LF-R33□ | 0.33 | K | 0.5V/7.9M | 17 | 7.9 | 850 | 0.46 | 900 |
| SWF1608LF-R39□ | 0.39 | K | 0.5V/7.9M | 17 | 7.9 | 810 | 0.51 | 1100 |
| SWF1608LF-R47□ | 0.47 | K | 0.5V/7.9M | 17 | 7.9 | 720 | 0.62 | 1050 |
| SWF1608LF-R56□ | 0.56 | K | 0.5V/7.9M | 17 | 7.9 | 600 | 0.44 | 850 |
| SWF1608LF-R68□ | 0.68 | K | 0.5V/7.9M | 17 | 7.9 | 600 | 0.52 | 850 |
| SWF1608LF-R82□ | 0.82 | K | 0.5V/7.9M | 17 | 7.9 | 480 | 0.69 | 750 |
| SWF1608LF-R91□ | 0.91 | K | 0.5V/7.9M | 17 | 7.9 | 330 | 0.76 | 670 |
| SWF1608LF-1R0□ | 1.00 | K | 0.5V/7.9M | 17 | 7.9 | 310 | 0.81 | 600 |
| SWF1608LF-1R2□ | 1.20 | K | 0.5V/7.9M | 17 | 7.9 | 270 | 0.87 | 550 |

NOTE: □: TOLERANCE J=±5%, K=±10%

# SWF 1608LF Series



## ■ Specifications

| 0603 inch AxBxC=1.65x1.15x1.05 Unit : mm Operating Temperature:-40~+125℃ | | | | | | | | |
|---|---|---|---|---|---|---|---|---|
| Part Number | Inductance (uH) | Tolerance | Test Frequency (Hz) | Q typ. | Test Frequency (MHz) | SRF (MHz) typ. | DCR (Ω) max. | IDC (mA) max. |
| SWF1608LF-1R5□ | 1.5 | K | 0.5V/7.9M | 17 | 7.9 | 270 | 1.06 | 540 |
| SWF1608LF-1R8□ | 1.8 | K | 0.5V/7.9M | 17 | 7.9 | 230 | 1.10 | 520 |
| SWF1608LF-2R2□ | 2.2 | K | 0.5V/7.9M | 17 | 7.9 | 130 | 1.20 | 500 |
| SWF1608LF-2R7□ | 2.7 | K | 0.5V/7.9M | 17 | 7.9 | 105 | 1.50 | 480 |
| SWF1608LF-3R3□ | 3.3 | K | 0.5V/7.9M | 17 | 7.9 | 84 | 1.50 | 440 |
| SWF1608LF-3R9□ | 3.9 | K | 0.5V/7.9M | 17 | 7.9 | 80 | 1.60 | 430 |
| SWF1608LF-4R7□ | 4.7 | J,K | 0.5V/7.9M | 18 | 7.9 | 69 | 2.10 | 420 |
| SWF1608LF-5R6□ | 5.6 | J,K | 0.5V/7.9M | 18 | 7.9 | 65 | 2.60 | 350 |
| SWF1608LF-6R8□ | 6.8 | J,K | 0.5V/7.9M | 19 | 7.9 | 55 | 3.10 | 330 |
| SWF1608LF-7R8□ | 7.8 | J,K | 0.5V/7.9M | 17 | 7.9 | 47 | 3.50 | 320 |
| SWF1608LF-8R2□ | 8.2 | J,K | 0.5V/7.9M | 17 | 7.9 | 42 | 3.80 | 300 |
| SWF1608LF-100□ | 10.0 | J,K | 0.5V/7.9M | 19 | 7.9 | 40 | 4.80 | 270 |

NOTE: □: TOLERANCE J=±5%, K=±10%

# SWF 1608PLF Series

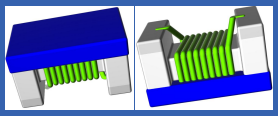

## ■ Dimensions (Units: mm)

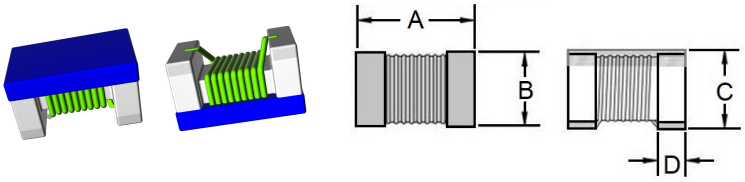


| P/N | A | B | C | D |
|---|---|---|---|---|
| SWF1068PL | 1.65±0.15 | 1.05±0.15 | 1.05±0.15 | 0.35±0.10 |

## ■ Specifications

**0603 inch AxBxC=1.65x1.05x1.05 Unit : mm Operating Temperature:-40~+125℃**

| Part Number | Inductance (uH) | Tolerance | Test Frequency (Hz) | Q typ. | Test Frequency (MHz) | SRF (MHz) min. | DCR (Ω) max. | IDC (mA) max. |
|---|---|---|---|---|---|---|---|---|
| SWF1608PLF-47N□ | 0.047 | K | 0.5V/7.9M | 12 | 7.9 | 1500 | 0.075 | 1500 |
| SWF1608PLF-72N□ | 0.072 | K | 0.5V/7.9M | 12 | 7.9 | 1500 | 0.12 | 1500 |
| SWF1608PLF-R10□ | 0.10 | K | 0.5V/7.9M | 12 | 7.9 | 1350 | 0.12 | 1500 |
| SWF1608PLF-R12□ | 0.12 | K | 0.5V/7.9M | 12 | 7.9 | 1250 | 0.15 | 1400 |
| SWF1608PLF-R15□ | 0.15 | K | 0.5V/7.9M | 15 | 7.9 | 1250 | 0.15 | 1350 |
| SWF1608PLF-R33□ | 0.33 | K | 0.5V/7.9M | 15 | 7.9 | 750 | 0.46 | 900 |
| SWF1608PLF-R39□ | 0.39 | K | 0.5V/7.9M | 15 | 7.9 | 730 | 0.51 | 900 |
| SWF1608PLF-R47□ | 0.47 | K | 0.5V/7.9M | 15 | 7.9 | 650 | 0.62 | 900 |
| SWF1608PLF-R56□ | 0.56 | K | 0.5V/7.9M | 15 | 7.9 | 550 | 0.44 | 750 |
| SWF1608PLF-R68□ | 0.68 | K | 0.5V/7.9M | 15 | 7.9 | 540 | 0.52 | 700 |
| SWF1608PLF-R82□ | 0.82 | K | 0.5V/7.9M | 15 | 7.9 | 435 | 0.69 | 650 |
| SWF1608PLF-R91□ | 0.91 | K | 0.5V/7.9M | 15 | 7.9 | 300 | 0.76 | 600 |
| SWF1608PLF-1R0□ | 1.00 | K | 0.5V/7.9M | 15 | 7.9 | 170 | 0.81 | 550 |
| SWF1608PLF-1R2□ | 1.20 | K | 0.5V/7.9M | 15 | 7.9 | 155 | 0.87 | 500 |
| SWF1608PLF-1R5□ | 1.50 | K | 0.5V/7.9M | 15 | 7.9 | 140 | 1.06 | 450 |

NOTE: □: TOLERANCE J=±5%, K=±10%

# SWF 1608PLF Series

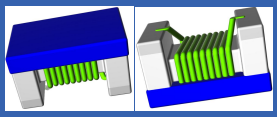

## ■ Specifications

| 0603 inch AxBxC=1.65x1.05x1.05 Unit : mm Operating Temperature:-40~+125℃ | | | | | | | | |
|---|---|---|---|---|---|---|---|---|
| Part Number | Inductance (uH) | Tolerance | Test Frequency (Hz) | Q typ. | Test Frequency (MHz) | SRF (MHz) min. | DCR (Ω) max. | IDC (mA) max. |
| SWF1608PLF-1R8□ | 1.80 | K | 0.5V/7.9M | 15 | 7.9 | 125 | 1.1 | 400 |
| SWF1608PLF-2R2□ | 2.20 | K | 0.5V/7.9M | 15 | 7.9 | 115 | 1.2 | 350 |
| SWF1608PLF-2R7□ | 2.70 | K | 0.5V/7.9M | 15 | 7.9 | 105 | 1.5 | 350 |
| SWF1608PLF-3R3□ | 3.30 | K | 0.5V/7.9M | 15 | 7.9 | 95 | 1.5 | 300 |
| SWF1608PLF-3R9□ | 3.90 | K | 0.5V/7.9M | 15 | 7.9 | 70 | 1.6 | 300 |
| SWF1608PLF-4R7□ | 4.70 | J,K | 0.5V/7.9M | 15 | 7.9 | 65 | 2.1 | 280 |
| SWF1608PLF-5R6□ | 5.60 | J,K | 0.5V/7.9M | 15 | 7.9 | 60 | 2.6 | 280 |
| SWF1608PLF-6R8□ | 6.80 | J,K | 0.5V/7.9M | 15 | 7.9 | 50 | 3.1 | 250 |
| SWF1608PLF-7R8□ | 7.80 | J,K | 0.5V/7.9M | 15 | 7.9 | 42 | 3.5 | 250 |
| SWF1608PLF-8R2□ | 8.20 | J,K | 0.5V/7.9M | 15 | 7.9 | 38 | 3.8 | 225 |
| SWF1608PLF-100□ | 10.00 | J,K | 0.5V/7.9M | 12 | 7.9 | 36 | 4.8 | 200 |

NOTE: □: TOLERANCE J=±5%, K=±10%

# SWF 2012PLF Series

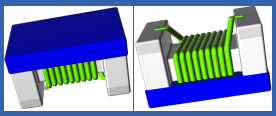

## ■ Dimensions (Units: mm)

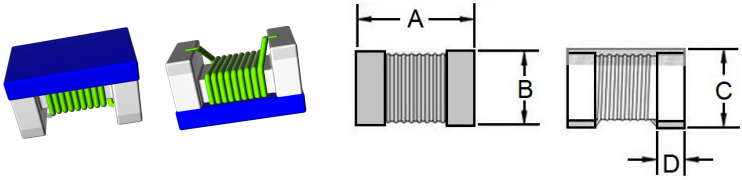


| P/N | A | B | C | D |
|---|---|---|---|---|
| SWF2012PL | 2.20±0.30 | 1.40±0.20 | 1.25±0.10 | 0.50±0.10 |

## ■ Specifications

**0805 inch AxBxC=2.20x1.40x1.25 Unit : mm Operating Temperature:-40~+125℃**

| Part Number | Inductance (uH) | Tolerance | Test Frequency (Hz) | Q typ. | IDC (mA) max. | DCR (Ω) max. | SRF (MHz) typ. |
|---|---|---|---|---|---|---|---|
| SWF2012PLF-78N□ | 0.078 | K | 0.5V/7.9M | 19 | 2000 | 0.06 | 1440 |
| SWF2012PLF-90N□ | 0.090 | K | 0.5V/7.9M | 19 | 2000 | 0.07 | 1200 |
| SWF2012PLF-R11□ | 0.11 | K | 0.5V/7.9M | 19 | 2000 | 0.07 | 1200 |
| SWF2012PLF-R47□ | 0.47 | K | 0.5V/7.9M | 19 | 800 | 0.40 | 480 |
| SWF2012PLF-R56□ | 0.56 | K | 0.5V/7.9M | 30 | 800 | 0.40 | 480 |
| SWF2012PLF-R68□ | 0.68 | K | 0.5V/7.9M | 20 | 800 | 0.40 | 480 |
| SWF2012PLF-R91□ | 0.91 | K | 0.5V/7.9M | 20 | 700 | 0.69 | 400 |
| SWF2012PLF-1R0□ | 1.00 | K | 0.5V/7.9M | 20 | 700 | 0.69 | 400 |
| SWF2012PLF-1R2□ | 1.20 | K | 0.5V/7.9M | 20 | 700 | 0.83 | 330 |
| SWF2012PLF-1R5□ | 1.50 | K | 0.5V/7.9M | 20 | 700 | 0.83 | 330 |
| SWF2012PLF-1R8□ | 1.80 | K | 0.5V/7.9M | 20 | 650 | 1.00 | 300 |
| SWF2012PLF-2R2□ | 2.20 | K | 0.5V/7.9M | 20 | 650 | 1.10 | 250 |
| SWF2012PLF-2R7□ | 2.70 | K | 0.5V/7.9M | 23 | 650 | 1.25 | 200 |
| SWF2012PLF-3R3□ | 3.30 | K | 0.5V/7.9M | 23 | 650 | 1.45 | 160 |
| SWF2012PLF-3R9□ | 3.90 | K | 0.5V/7.9M | 23 | 600 | 1.50 | 90 |
| SWF2012PLF-4R7□ | 4.70 | J,K | 0.5V/7.9M | 20 | 530 | 1.60 | 70 |

NOTE: □:TOLERANCE J=±5%, K=±10%

# SWF 2012PLF Series

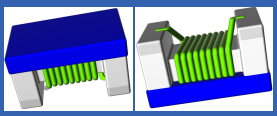

## ■ Specifications

| 0805 inch AxBxC=2.20x1.40x1.25 Unit : mm Operating Temperature:-40~+125℃ | | | | | | | |
|---|---|---|---|---|---|---|---|
| Part Number | Inductance (uH) | Tolerance | Test Frequency (Hz) | Q typ. | IDC (mA) max. | DCR (Ω) max. | SRF (MHz) typ. |
| SWF2012PLF-5R6□ | 5.60 | J,K | 0.5V/7.9M | 20 | 500 | 1.70 | 65 |
| SWF2012PLF-6R8□ | 6.80 | J,K | 0.5V/7.9M | 20 | 470 | 1.95 | 45 |
| SWF2012PLF-8R2□ | 8.20 | J,K | 0.5V/2.5M | 16 | 450 | 2.10 | 45 |
| SWF2012PLF-100□ | 10.0 | J,K | 0.5V/2.5M | 16 | 400 | 2.40 | 40 |
| SWF2012PLF-120□ | 12.0 | J,K | 0.5V/2.5M | 16 | 360 | 3.20 | 38 |
| SWF2012PLF-150□ | 15.0 | J,K | 0.5V/2.5M | 16 | 350 | 3.55 | 30 |
| SWF2012PLF-180□ | 18.0 | J,K | 0.5V/2.5M | 16 | 300 | 4.90 | 25 |
| SWF2012PLF-220□ | 22.0 | J,K | 0.5V/2.5M | 16 | 270 | 5.45 | 20 |
| SWF2012PLF-270□ | 27.0 | J,K | 0.5V/2.5M | 16 | 240 | 7.80 | 19 |
| SWF2012PLF-330□ | 33.0 | J,K | 0.5V/2.5M | 16 | 210 | 9.50 | 16 |
| SWF2012PLF-470□ | 47.0 | J,K | 0.5V/2.5M | 16 | 180 | 14.50 | 15 |

NOTE: □:TOLERANCE J=±5%, K=±10%

# SWF 1608PRF Series

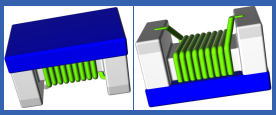

## ■ Dimensions (Units: mm)

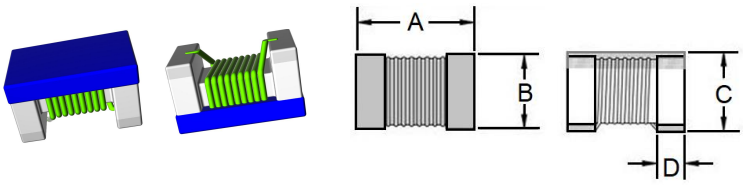


| P/N | A | B | C | D |
|---|---|---|---|---|
| SWF1068PR | 1.60±0.20 | 1.00±0.20 | 1.00±0.20 | 0.35±0.10 |

## ■ Specifications

**0603 inch AxBxC=1.60x1.00x1.00 Unit : mm Operating Temperature:-40~+125℃**

| Part Number | Inductance (uH) | Tolerance | Test Frequency (Hz) | Q/MHz Typ. | SRF (MHz) Typ. | DCR (Ω) ±30% | Isat (mA) Typ. | Irms (mA) Typ. |
|---|---|---|---|---|---|---|---|---|
| SWF1608PRF-R10□ | 0.10 | K,M | 0.5V/7.9M | 13/7.9 | 1150 | 0.063 | 1700 | 1400 |
| SWF1608PRF-R15□ | 0.15 | K,M | 0.5V/7.9M | 13/7.9 | 1050 | 0.074 | 1700 | 1300 |
| SWF1608PRF-R27□ | 0.27 | K,M | 0.5V/7.9M | 13/7.9 | 1000 | 0.12 | 1400 | 1100 |
| SWF1608PRF-R33□ | 0.33 | K,M | 0.5V/7.9M | 13/7.9 | 1100 | 0.13 | 1300 | 1000 |
| SWF1608PRF-R47□ | 0.47 | K,M | 0.5V/7.9M | 13/7.9 | 900 | 0.18 | 1100 | 900 |
| SWF1608PRF-R56□ | 0.56 | K,M | 0.5V/7.9M | 13/7.9 | 630 | 0.20 | 1100 | 800 |
| SWF1608PRF-R68□ | 0.68 | K,M | 0.5V/7.9M | 13/7.9 | 510 | 0.22 | 900 | 750 |
| SWF1608PRF-1R0□ | 1.0 | K,M | 0.5V/7.9M | 16/7.9 | 390 | 0.32 | 850 | 650 |
| SWF1608PRF-1R5□ | 1.5 | K,M | 0.5V/7.9M | 16/7.9 | 160 | 0.40 | 720 | 600 |
| SWF1608PRF-2R2□ | 2.2 | K,M | 0.5V/7.9M | 16/7.9 | 103 | 0.56 | 600 | 580 |
| SWF1608PRF-3R3□ | 3.3 | K,M | 0.5V/7.9M | 16/7.9 | 66 | 0.70 | 550 | 500 |
| SWF1608PRF-4R7□ | 4.7 | K,M | 0.5V/7.9M | 16/7.9 | 51 | 0.97 | 450 | 400 |
| SWF1608PRF-5R6□ | 5.6 | K,M | 0.5V/7.9M | 16/7.9 | 47 | 1.10 | 380 | 380 |
| SWF1608PRF-6R8□ | 6.8 | K,M | 0.5V/7.9M | 16/7.9 | 43 | 1.50 | 340 | 340 |
| SWF1608PRF-8R2□ | 8.2 | K,M | 0.5V/7.9M | 16/7.9 | 40 | 1.68 | 300 | 300 |
| SWF1608PRF-100□ | 10 | K,M | 0.5V/2.5M | 14/2.5 | 36 | 1.85 | 280 | 280 |
| SWF1608PRF-150□ | 15 | K,M | 0.5V/2.5M | 14/2.5 | 29 | 2.60 | 240 | 180 |
| SWF1608PRF-180□ | 18 | K,M | 0.5V/2.5M | 14/2.5 | 28 | 2.90 | 220 | 150 |
| SWF1608PRF-220□ | 22 | K,M | 0.5V/2.5M | 14/2.5 | 24 | 3.61 | 200 | 120 |

NOTE: □:TOLERANCE K=±10%, M=±20%

# SWF 2012PRF Series

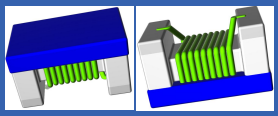

## ■ Dimensions (Units: mm)

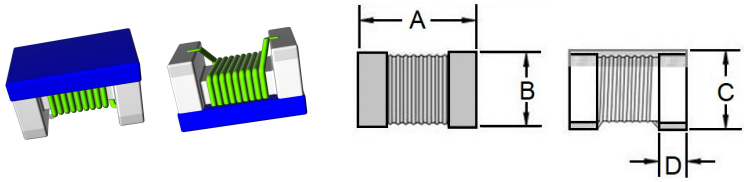


| P/N | A | B | C | D |
|---|---|---|---|---|
| SWF2012PR | 2.15±0.30 | 1.40±0.20 | 1.30±0.20 | 0.50±0.10 |

## ■ Specifications

**0805 inch AxBxC=2.15x1.40x1.30 Unit : mm Operating Temperature:-40~+125℃**

| Part Number | Inductance (uH) | Tolerance | Test Frequency (Hz) | Q/MHz Typ. | SRF (MHz) Typ. | DCR (Ω) ±30% | IDC (mA) Typ. | Irms (mA) Typ. |
|---|---|---|---|---|---|---|---|---|
| SWF2012PRF-R10□ | 0.10 | K,M | 0.5V/7.9M | 10/7.9 | 1600 | 0.06 | 1900 | 2000 |
| SWF2012PRF-R22□ | 0.22 | K,M | 0.5V/7.9M | 13/7.9 | 1550 | 0.08 | 1600 | 1700 |
| SWF2012PRF-R33□ | 0.33 | K,M | 0.5V/7.9M | 13/7.9 | 1150 | 0.09 | 1400 | 1500 |
| SWF2012PRF-R47□ | 0.47 | K,M | 0.5V/7.9M | 13/7.9 | 800 | 0.10 | 1300 | 1400 |
| SWF2012PRF-R56□ | 0.56 | K,M | 0.5V/7.9M | 13/7.9 | 750 | 0.13 | 1200 | 1300 |
| SWF2012PRF-R68□ | 0.68 | K,M | 0.5V/7.9M | 13/7.9 | 700 | 0.14 | 1100 | 1200 |
| SWF2012PRF-R82□ | 0.82 | K,M | 0.5V/7.9M | 13/7.9 | 350 | 0.15 | 1000 | 1100 |
| SWF2012PRF-1R0□ | 1.00 | K,M | 0.5V/7.9M | 14/7.9 | 208 | 0.13 | 1100 | 1300 |
| SWF2012PRF-2R2□ | 2.20 | K,M | 0.5V/7.9M | 13/7.9 | 87 | 0.22 | 740 | 1040 |
| SWF2012PRF-3R3□ | 3.30 | K,M | 0.5V/7.9M | 12/7.9 | 70 | 0.30 | 620 | 800 |
| SWF2012PRF-4R7□ | 4.70 | K,M | 0.5V/7.9M | 14/7.9 | 51 | 0.43 | 520 | 840 |
| SWF2012PRF-6R8□ | 6.80 | K,M | 0.5V/7.9M | 14/7.9 | 46 | 0.68 | 420 | 700 |
| SWF2012PRF-8R2□ | 8.20 | K,M | 0.5V/7.9M | 14/7.9 | 33 | 0.73 | 400 | 680 |
| SWF2012PRF-100□ | 10.0 | K,M | 0.5V/2.5M | 14/2.5 | 31 | 0.85 | 360 | 560 |
| SWF2012PRF-150□ | 15.0 | K,M | 0.5V/2.5M | 15/2.5 | 28 | 1.40 | 300 | 380 |
| SWF2012PRF-220□ | 22.0 | K,M | 0.5V/2.5M | 15/2.5 | 20 | 1.76 | 240 | 340 |

NOTE: □:TOLERANCE K=±10%, M=±20%

# SWF 1608RIF Series



## ■ Dimensions (Units: mm)



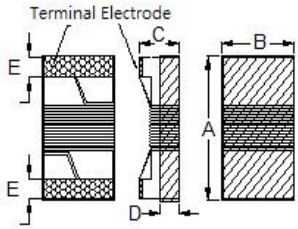


| P/N | A | B | C | D | E |
|---|---|---|---|---|---|
| SWF1608R | 1.60±0.20 | 1.00±0.20 | 1.00±0.10 | 0.60 ref. | 0.35±0.10 |

## ■ Specifications

**0603 inch AxBxC=1.60x1.00x1.00 Unit : mm Operating Temperature:-40~+125℃**

| Part Number | Inductance (uH) | Tolerance | Test Frequency (Hz) | Q/MHz Typ. | SRF (MHz) Typ. | DCR (Ω) ±30% | Isat (mA) Typ. | Irms (mA) Typ. |
|---|---|---|---|---|---|---|---|---|
| SWF1608RIF-R10□ | 0.10 | K,M | 0.5V/7.9M | 13/7.9 | 1150 | 0.063 | 1700 | 1400 |
| SWF1608RIF-R15□ | 0.15 | K,M | 0.5V/7.9M | 13/7.9 | 1050 | 0.074 | 1700 | 1300 |
| SWF1608RIF-R27□ | 0.27 | K,M | 0.5V/7.9M | 13/7.9 | 1000 | 0.12 | 1400 | 1100 |
| SWF1608RIF-R33□ | 0.33 | K,M | 0.5V/7.9M | 13/7.9 | 1100 | 0.13 | 1300 | 1000 |
| SWF1608RIF-R47□ | 0.47 | K,M | 0.5V/7.9M | 13/7.9 | 900 | 0.18 | 1100 | 900 |
| SWF1608RIF-R56□ | 0.56 | K,M | 0.5V/7.9M | 13/7.9 | 630 | 0.20 | 1100 | 800 |
| SWF1608RIF-R68□ | 0.68 | K,M | 0.5V/7.9M | 13/7.9 | 510 | 0.22 | 900 | 750 |
| SWF1608RIF-1R0□ | 1.0 | K,M | 0.5V/7.9M | 16/7.9 | 390 | 0.32 | 860 | 700 |
| SWF1608RIF-1R5□ | 1.5 | K,M | 0.5V/7.9M | 16/7.9 | 160 | 0.40 | 720 | 600 |
| SWF1608RIF-2R2□ | 2.2 | K,M | 0.5V/7.9M | 16/7.9 | 103 | 0.56 | 600 | 580 |
| SWF1608RIF-3R3□ | 3.3 | K,M | 0.5V/7.9M | 16/7.9 | 66 | 0.70 | 500 | 500 |
| SWF1608RIF-4R7□ | 4.7 | K,M | 0.5V/7.9M | 16/7.9 | 51 | 0.97 | 400 | 420 |
| SWF1608RIF-5R6□ | 5.6 | K,M | 0.5V/7.9M | 16/7.9 | 47 | 1.10 | 380 | 380 |
| SWF1608RIF-6R8□ | 6.8 | K,M | 0.5V/7.9M | 16/7.9 | 43 | 1.50 | 340 | 340 |
| SWF1608RIF-8R2□ | 8.2 | K,M | 0.5V/7.9M | 16/7.9 | 40 | 1.68 | 300 | 300 |
| SWF1608RIF-100□ | 10 | K,M | 0.5V/2.5M | 14/2.5 | 36 | 1.85 | 280 | 280 |
| SWF1608RIF-150□ | 15 | K,M | 0.5V/2.5M | 14/2.5 | 29 | 2.60 | 240 | 240 |
| SWF1608RIF-180□ | 18 | K,M | 0.5V/2.5M | 14/2.5 | 28 | 2.90 | 220 | 220 |
| SWF1608RIF-220□ | 22 | K,M | 0.5V/2.5M | 14/2.5 | 24 | 3.61 | 200 | 200 |

NOTE: □:TOLERANCE K=±10%, M=±20%

# SWF 2012RIF Series



## ■ Dimensions (Units: mm)



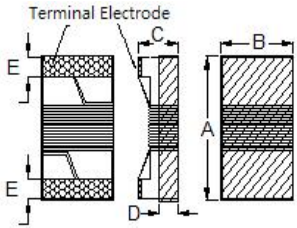


| P/N | A | B | C | D | E |
|---|---|---|---|---|---|
| SWF2012R | 2.20±0.20 | 1.40±0.20 | 1.30±0.10 | 0.65 ref. | 0.50±0.10 |

## ■ Specifications

**0805 inch AxBxC=2.20x1.40x1.30 Unit : mm Operating Temperature:-40~+125℃**

| Part Number | Inductance (uH) | Tolerance | Test Frequency (Hz) | Q/MHz Typ. | SRF (MHz) Typ. | DCR (Ω) ±30% | IDC (mA) Typ. | Irms (mA) Typ. |
|---|---|---|---|---|---|---|---|---|
| SWF2012RIF-R10□ | 0.10 | K,M | 0.5V/7.9M | 10/7.9 | 1600 | 0.06 | 1900 | 2000 |
| SWF2012RIF-R22□ | 0.22 | K,M | 0.5V/7.9M | 13/7.9 | 1550 | 0.08 | 1600 | 1700 |
| SWF2012RIF-R33□ | 0.33 | K,M | 0.5V/7.9M | 13/7.9 | 1150 | 0.09 | 1400 | 1500 |
| SWF2012RIF-R47□ | 0.47 | K,M | 0.5V/7.9M | 13/7.9 | 800 | 0.10 | 1300 | 1400 |
| SWF2012RIF-R56□ | 0.56 | K,M | 0.5V/7.9M | 13/7.9 | 750 | 0.13 | 1200 | 1300 |
| SWF2012RIF-R68□ | 0.68 | K,M | 0.5V/7.9M | 13/7.9 | 700 | 0.14 | 1100 | 1200 |
| SWF2012RIF-R82□ | 0.82 | K,M | 0.5V/7.9M | 13/7.9 | 350 | 0.15 | 1000 | 1100 |
| SWF2012RIF-1R0□ | 1.00 | K,M | 0.5V/7.9M | 14/7.9 | 208 | 0.13 | 1100 | 1300 |
| SWF2012RIF-2R2□ | 2.20 | K,M | 0.5V/7.9M | 13/7.9 | 87 | 0.22 | 740 | 1040 |
| SWF2012RIF-3R3□ | 3.30 | K,M | 0.5V/7.9M | 12/7.9 | 70 | 0.30 | 620 | 800 |
| SWF2012RIF-4R7□ | 4.70 | K,M | 0.5V/7.9M | 14/7.9 | 51 | 0.43 | 520 | 840 |
| SWF2012RIF-6R8□ | 6.80 | K,M | 0.5V/7.9M | 14/7.9 | 46 | 0.68 | 420 | 700 |
| SWF2012RIF-8R2□ | 8.20 | K,M | 0.5V/7.9M | 14/7.9 | 33 | 0.73 | 400 | 680 |
| SWF2012RIF-100□ | 10.0 | K,M | 0.5V/2.5M | 14/2.5 | 31 | 0.85 | 360 | 560 |
| SWF2012RIF-150□ | 15.0 | K,M | 0.5V/2.5M | 15/2.5 | 28 | 1.40 | 300 | 380 |
| SWF2012RIF-220□ | 22.0 | K,M | 0.5V/2.5M | 15/2.5 | 20 | 1.76 | 240 | 340 |

NOTE: □:TOLERANCE K=±10%, M=±20%

# SWF 1608CF Series



## ■ Dimensions (Units: mm)



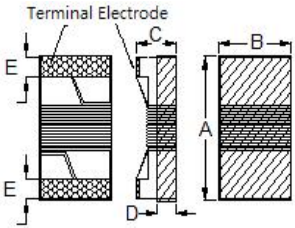


| P/N | A | B | C | D | E |
|---|---|---|---|---|---|
| SWF1608C | 1.80 max. | 1.20 max. | 1.20 max. | 0.38 ref. | 0.35±0.10 |

## ■ Specifications

**0603 inch AxBxC=1.80x1.20x1.20 Unit : mm Operating Temperature:-40~+125℃**

| Part Number | Inductance (uH) | Tolerance | Test Frequency (Hz) | Q min. | Test Frequency (MHz) | SRF (MHz) min. | DCR (Ω) max. | Rated Current (mA) max. |
|---|---|---|---|---|---|---|---|---|
| SWF1608CF-47N | 0.047 | K,M | 0.5V/7.96M | 10 | 7.96 | 1500 | 0.075 | 1400 |
| SWF1608CF-R10 | 0.10 | K,M | 0.5V/7.96M | 10 | 7.96 | 1150 | 0.13 | 1400 |
| SWF1608CF-R12 | 0.12 | K,M | 0.5V/7.96M | 10 | 7.96 | 1100 | 0.15 | 1400 |
| SWF1608CF-R15 | 0.15 | K,M | 0.5V/7.96M | 10 | 7.96 | 1050 | 0.15 | 1300 |
| SWF1608CF-R18 | 0.18 | K,M | 0.5V/7.96M | 10 | 7.96 | 950 | 0.15 | 1300 |
| SWF1608CF-R22 | 0.22 | K,M | 0.5V/7.96M | 10 | 7.96 | 800 | 0.15 | 950 |
| SWF1608CF-R24 | 0.24 | K,M | 0.5V/7.96M | 10 | 7.96 | 800 | 0.31 | 620 |
| SWF1608CF-R27 | 0.27 | K,M | 0.5V/7.96M | 10 | 7.96 | 775 | 0.20 | 710 |
| SWF1608CF-R33 | 0.33 | K,M | 0.5V/7.96M | 10 | 7.96 | 725 | 0.35 | 620 |
| SWF1608CF-R39 | 0.39 | K,M | 0.5V/7.96M | 10 | 7.96 | 620 | 0.39 | 600 |
| SWF1608CF-R47 | 0.47 | K,M | 0.5V/7.96M | 10 | 7.96 | 540 | 0.43 | 570 |
| SWF1608CF-R56 | 0.56 | K,M | 0.5V/7.96M | 10 | 7.96 | 525 | 0.47 | 550 |
| SWF1608CF-R68 | 0.68 | K,M | 0.5V/7.96M | 10 | 7.96 | 460 | 0.52 | 470 |
| SWF1608CF-R82 | 0.82 | K,M | 0.5V/7.96M | 10 | 7.96 | 410 | 0.69 | 400 |
| SWF1608CF-1R0 | 1.00 | K,M | 0.5V/7.96M | 10 | 7.96 | 190 | 0.81 | 400 |
| SWF1608CF-1R2 | 1.20 | K,M | 0.5V/7.96M | 10 | 7.96 | 160 | 0.87 | 370 |

NOTE: □:TOLERANCE K=±10%, M=±20%

# SWF 1608CF Series



## ■ Specifications

| 0603 inch AxBxC=1.80x1.20x1.20 Unit : mm Operating Temperature:-40~+125℃ | | | | | | | | |
|---|---|---|---|---|---|---|---|---|
| Part Number | Inductance (uH) | Tolerance | Test Frequency (Hz) | Q min. | Test Frequency (MHz) | SRF (MHz) min. | DCR (Ω) max. | Rated Current (mA) max. |
| SWF1608CF-1R5□ | 1.5 | K,M | 0.5V/7.96M | 10 | 7.96 | 100 | 0.96 | 350 |
| SWF1608CF-1R8□ | 1.8 | K,M | 0.5V/7.96M | 10 | 7.96 | 80 | 1.10 | 350 |
| SWF1608CF-2R2□ | 2.2 | K,M | 0.5V/7.96M | 10 | 7.96 | 68 | 1.20 | 320 |
| SWF1608CF-3R3□ | 3.3 | K,M | 0.5V/7.96M | 10 | 7.96 | 42 | 1.50 | 280 |
| SWF1608CF-3R9□ | 3.9 | K,M | 0.5V/7.96M | 10 | 7.96 | 40 | 1.50 | 280 |
| SWF1608CF-4R7□ | 4.7 | K,M | 0.5V/7.96M | 10 | 7.96 | 34 | 2.10 | 260 |
| SWF1608CF-5R6□ | 5.6 | K,M | 0.5V/7.96M | 10 | 7.96 | 32 | 2.60 | 240 |
| SWF1608CF-6R8□ | 6.8 | K,M | 0.5V/7.96M | 10 | 7.96 | 31 | 3.10 | 200 |
| SWF1608CF-8R2□ | 8.2 | K,M | 0.5V/7.96M | 10 | 7.96 | 26 | 4.40 | 190 |
| SWF1608CF-100□ | 10.0 | K,M | 0.5V/2.52M | 10 | 2.52 | 25 | 4.80 | 180 |

NOTE: □:TOLERANCE K=±10%, M=±20%

# SWF 2012CF Series



## ■ Dimensions (Units: mm)



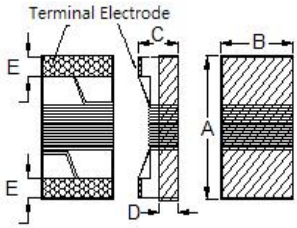


| P/N | A | B | C | D | E |
|---|---|---|---|---|---|
| SWF2012C | 2.40 max. | 1.60 max. | 1.40 max. | 0.51 ref. | 0.44±0.10 |

## ■ Specifications

**0805 inch AxBxC=2.40x1.60x1.40 Unit : mm Operating Temperature:-40~+125℃**

| Part Number | Inductance (uH) | Tolerance | Test Frequency (Hz) | Q min. | Test Frequency (MHz) | SRF (MHz) min. | DCR (Ω) max. | Rated Current (mA) max. |
|---|---|---|---|---|---|---|---|---|
| SWF2012CF-R47□ | 0.47 | K,M | 0.5V/7.96M | 10 | 7.96 | 720 | 0.20 | 750 |
| SWF2012CF-R56□ | 0.56 | K,M | 0.5V/7.96M | 10 | 7.96 | 665 | 0.21 | 730 |
| SWF2012CF-R68□ | 0.68 | K,M | 0.5V/7.96M | 10 | 7.96 | 565 | 0.28 | 670 |
| SWF2012CF-R82□ | 0.82 | K,M | 0.5V/7.96M | 10 | 7.96 | 545 | 0.31 | 650 |
| SWF2012CF-1R0□ | 1.00 | K,M | 0.5V/7.96M | 10 | 7.96 | 525 | 0.34 | 615 |
| SWF2012CF-1R2□ | 1.20 | K,M | 0.5V/7.96M | 10 | 7.96 | 473 | 0.39 | 550 |
| SWF2012CF-1R5□ | 1.50 | K,M | 0.5V/7.96M | 10 | 7.96 | 300 | 0.45 | 520 |
| SWF2012CF-1R8□ | 1.80 | K,M | 0.5V/7.96M | 10 | 7.96 | 230 | 0.48 | 500 |
| SWF2012CF-2R2□ | 2.20 | K,M | 0.5V/7.96M | 10 | 7.96 | 215 | 0.67 | 420 |
| SWF2012CF-2R7□ | 2.70 | K,M | 0.5V/7.96M | 10 | 7.96 | 140 | 0.74 | 410 |
| SWF2012CF-3R3□ | 3.30 | K,M | 0.5V/7.96M | 10 | 7.96 | 95 | 0.81 | 385 |
| SWF2012CF-3R9□ | 3.90 | K,M | 0.5V/7.96M | 10 | 7.96 | 57 | 0.88 | 372 |
| SWF2012CF-4R7□ | 4.70 | K,M | 0.5V/7.96M | 10 | 7.96 | 51 | 0.99 | 345 |
| SWF2012CF-5R6□ | 5.60 | K,M | 0.5V/7.96M | 10 | 7.96 | 44 | 1.06 | 335 |
| SWF2012CF-6R8□ | 6.80 | K,M | 0.5V/7.96M | 10 | 7.96 | 39 | 1.21 | 315 |

NOTE: □:TOLERANCE K=±10%, M=±20%

# SWF 2012CF Series



## ■ Specifications

| 0805 inch AxBxC=2.40x1.60x1.40 Unit : mm | | | | | | | Operating Temperature:-40~+125℃ | |
|---|---|---|---|---|---|---|---|---|
| Part Number | Inductance (uH) | Tolerance | Test Frequency (Hz) | Q min. | Test Frequency (MHz) | SRF (MHz) min. | DCR (Ω) max. | Rated Current (mA) max. |
| SWF2012CF-8R2□ | 8.20 | K,M | 0.5V/7.96M | 10 | 7.96 | 33 | 1.33 | 295 |
| SWF2012CF-100□ | 10.0 | K,M | 0.5V/2.52M | 10 | 2.52 | 30 | 1.79 | 260 |
| SWF2012CF-120□ | 12.0 | K,M | 0.5V/2.52M | 10 | 2.52 | 27 | 1.98 | 250 |
| SWF2012CF-150□ | 15.0 | K,M | 0.5V/2.52M | 10 | 2.52 | 22 | 2.68 | 215 |
| SWF2012CF-180□ | 18.0 | K,M | 0.5V/2.52M | 10 | 2.52 | 20 | 3.12 | 195 |
| SWF2012CF-220□ | 22.0 | K,M | 0.5V/2.52M | 10 | 2.52 | 18 | 3.48 | 180 |
| SWF2012CF-270□ | 27.0 | K,M | 0.5V/2.52M | 10 | 2.52 | 16 | 3.84 | 170 |
| SWF2012CF-330□ | 33.0 | K,M | 0.5V/2.52M | 10 | 2.52 | 15 | 4.34 | 145 |

NOTE: □:TOLERANCE K=±10%, M=±20%

# SWF 2520CF Series



## ■ Dimensions (Units: mm)



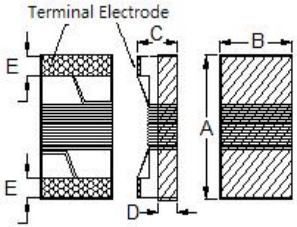


| P/N | A | B | C | D | E |
|---|---|---|---|---|---|
| SWF2520C | 2.90 max. | 2.50 max. | 2.10 max. | 1.20 ref. | 0.55±0.10 |

## ■ Specifications

1008 inch AxBxC=2.90x2.50x2.10 Unit : mm Operating Temperature:-40~+125℃

| Part Number | Inductance (uH) | Tolerance | Test Frequency (Hz) | Q min. | Test Frequency (MHz) | SRF (MHz) min. | DCR (Ω) max. | Rated Current (mA) max. |
|---|---|---|---|---|---|---|---|---|
| SWF2520CF-1R0□ | 1.00 | K,M | 0.5V/7.96M | 12 | 7.96 | 345 | 0.13 | 1000 |
| SWF2520CF-1R5□ | 1.50 | K,M | 0.5V/7.96M | 12 | 7.96 | 100 | 0.17 | 850 |
| SWF2520CF-2R2□ | 2.20 | K,M | 0.5V/7.96M | 12 | 7.96 | 78 | 0.21 | 775 |
| SWF2520CF-3R3□ | 3.30 | K,M | 0.5V/7.96M | 12 | 7.96 | 48 | 0.26 | 715 |
| SWF2520CF-4R7□ | 4.70 | K,M | 0.5V/7.96M | 12 | 7.96 | 46 | 0.52 | 505 |
| SWF2520CF-6R8□ | 6.80 | K,M | 0.5V/7.96M | 12 | 7.96 | 33 | 0.72 | 432 |
| SWF2520CF-8R2□ | 8.20 | K,M | 0.5V/2.52M | 12 | 2.52 | 30 | 0.76 | 410 |
| SWF2520CF-100□ | 10.0 | K,M | 0.5V/2.52M | 12 | 2.52 | 28 | 0.86 | 392 |
| SWF2520CF-150□ | 15.0 | K,M | 0.5V/2.52M | 12 | 2.52 | 21 | 1.09 | 342 |
| SWF2520CF-220□ | 22.0 | K,M | 0.5V/2.52M | 12 | 2.52 | 18 | 1.96 | 260 |
| SWF2520CF-330□ | 33.0 | K,M | 0.5V/2.52M | 12 | 2.52 | 15 | 2.47 | 236 |

NOTE: □:TOLERANCE K=±10%, M=±20%

# SWF 3225CF Series



## ■ Dimensions (Units: mm)



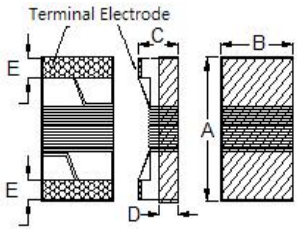


| P/N | A | B | C | D | E |
|---|---|---|---|---|---|
| SWF3225C | 3.60 max. | 2.80 max. | 2.60 max. | 0.80 ref. | 0.55±0.10 |

## ■ Specifications

**1210 inch AxBxC=3.60x2.80x2.60 Unit : mm Operating Temperature:-40~+125℃**

| Part Number | Inductance (uH) | Tolerance | Test Frequency (Hz) | Q min. | Test Frequency (MHz) | SRF (MHz) min. | DCR (Ω) max. | Rated Current (mA) max. |
|---|---|---|---|---|---|---|---|---|
| SWF3225CF-1R0□ | 1.00 | K,M | 0.5V/7.96M | 10 | 7.96 | 290 | 0.12 | 1200 |
| SWF3225CF-1R5□ | 1.50 | K,M | 0.5V/7.96M | 10 | 7.96 | 260 | 0.13 | 1000 |
| SWF3225CF-2R2□ | 2.20 | K,M | 0.5V/7.96M | 10 | 7.96 | 190 | 0.17 | 880 |
| SWF3225CF-3R3□ | 3.30 | K,M | 0.5V/7.96M | 10 | 7.96 | 64 | 0.22 | 775 |
| SWF3225CF-4R7□ | 4.70 | K,M | 0.5V/7.96M | 10 | 7.96 | 54 | 0.26 | 710 |
| SWF3225CF-6R8□ | 6.80 | K,M | 0.5V/7.96M | 10 | 7.96 | 34 | 0.30 | 660 |
| SWF3225CF-100□ | 10.0 | K,M | 0.5V/2.52M | 10 | 2.52 | 25 | 0.39 | 570 |
| SWF3225CF-150□ | 15.0 | K,M | 0.5V/2.52M | 10 | 2.52 | 17 | 0.66 | 440 |
| SWF3225CF-220□ | 22.0 | K,M | 0.5V/2.52M | 10 | 2.52 | 16 | 0.82 | 400 |
| SWF3225CF-330□ | 33.0 | K,M | 0.5V/2.52M | 10 | 2.52 | 12 | 1.50 | 285 |
| SWF3225CF-390□ | 39.0 | K,M | 0.5V/2.52M | 10 | 2.52 | 12 | 1.66 | 270 |
| SWF3225CF-470□ | 47.0 | K,M | 0.5V/2.52M | 10 | 2.52 | 10 | 1.90 | 260 |
| SWF3225CF-680□ | 68.0 | K,M | 0.5V/2.52M | 10 | 2.52 | 9.0 | 2.29 | 235 |
| SWF3225CF-101□ | 100 | K,M | 0.5V/1M | 10 | 1.00 | 7.0 | 3.48 | 190 |
| SWF3225CF-151□ | 150 | K,M | 0.5V/1M | 10 | 1.00 | 5.0 | 6.55 | 140 |
| SWF3225CF-221□ | 220 | K,M | 0.5V/1M | 10 | 1.00 | 4.0 | 8.23 | 115 |
| SWF3225CF-331□ | 330 | K,M | 0.5V/1M | 10 | 1.00 | 2.8 | 13.7 | 98 |
| SWF3225CF-471□ | 470 | K,M | 0.5V/1M | 10 | 1.00 | 2.6 | 18.1 | 86 |
| SWF3225CF-681□ | 680 | K,M | 0.5V/1M | 10 | 1.00 | 2.3 | 22.0 | 76 |

NOTE: □:TOLERANCE K=±10%, M=±20%

# SNL 252018CF Series



## ■ Dimensions (Units: mm)

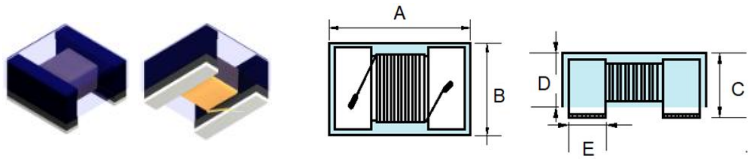


| P/N | A | B | C | D | E |
|---|---|---|---|---|---|
| SNL252018C | 2.50±0.30 | 2.00±0.30 | 1.80±0.10 | 1.50±0.10 | 0.45 ref. |

## ■ Specifications

**1008 inch AxBxC=2.50x2.00x1.80 Unit : mm Operating Temperature:-40~+125℃**

| Part Number | Inductance (uH) | Tolerance | L / Q Frequency (MHz) | Q ref. | SRF (MHz) ref. | DCR (Ω) ±30% | IDC1 (A) max. | IDC2 (A) max. |
|---|---|---|---|---|---|---|---|---|
| SNL252018CF-1R0□ | 1.00 | K,M | 7.96 | 20 | 300 | 0.140 | 0.475 | 1.000 |
| SNL252018CF-1R5□ | 1.50 | K,M | 7.96 | 20 | 250 | 0.180 | 0.435 | 0.890 |
| SNL252018CF-2R2□ | 2.20 | K,M | 7.96 | 20 | 200 | 0.270 | 0.390 | 0.730 |
| SNL252018CF-3R3□ | 3.30 | K,M | 7.96 | 20 | 100 | 0.440 | 0.340 | 0.570 |
| SNL252018CF-4R7□ | 4.70 | K,M | 7.96 | 20 | 60 | 0.570 | 0.285 | 0.500 |
| SNL252018CF-6R8□ | 6.80 | K,M | 7.96 | 20 | 55 | 0.920 | 0.275 | 0.390 |
| SNL252018CF-100□ | 10.00 | K,M | 2.52 | 15 | 40 | 1.690 | 0.210 | 0.360 |
| SNL252018CF-150□ | 15.00 | K,M | 2.52 | 20 | 35 | 2.200 | 0.175 | 0.250 |
| SNL252018CF-220□ | 22.00 | K,M | 2.52 | 20 | 20 | 2.800 | 0.160 | 0.200 |
| SNL252018CF-330□ | 33.00 | K,M | 2.52 | 20 | 18 | 4.200 | 0.120 | 0.150 |

NOTE: □:TOLERANCE K=±10%, M=±20%

# SNL 322522CF Series



## ■ Dimensions (Units: mm)



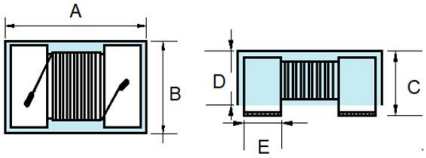


| P/N | A | B | C | D | E |
|---|---|---|---|---|---|
| SNL322522C | 3.20±0.30 | 2.50±0.30 | 2.20±0.20 | 1.80±0.10 | 0.55 ref. |

## ■ Specifications

1210 inch AxBxC=3.20x2.50x2.20 Unit : mm Operating Temperature:-40~+125℃

| Part Number | Inductance (uH) | L / Q Frequency (MHz) | Q ref. | SRF (MHz) ref. | DCR (Ω) ±20% | IDC1 (A) max. | IDC2 (A) max. |
|---|---|---|---|---|---|---|---|
| SNL322522CF-1R0M | 1.0±20% | 7.96 | 15 | 300 | 0.055 | 1.000 | 1.700 |
| SNL322522CF-1R5M | 1.5±20% | 7.96 | 15 | 200 | 0.095 | 0.830 | 1.400 |
| SNL322522CF-2R2M | 2.2±20% | 7.96 | 15 | 100 | 0.115 | 0.770 | 1.200 |
| SNL322522CF-3R3M | 3.3±20% | 7.96 | 15 | 80 | 0.160 | 0.690 | 1.000 |
| SNL322522CF-4R7M | 4.7±20% | 7.96 | 15 | 70 | 0.200 | 0.620 | 0.900 |
| SNL322522CF-6R8M | 6.8±20% | 7.96 | 15 | 38 | 0.270 | 0.530 | 0.700 |
| SNL322522CF-100K | 10±10% | 2.52 | 15 | 30 | 0.360 | 0.450 | 0.600 |
| SNL322522CF-150K | 15±10% | 2.52 | 15 | 26 | 0.560 | 0.390 | 0.500 |
| SNL322522CF-220K | 22±10% | 2.52 | 15 | 21 | 0.770 | 0.300 | 0.400 |
| SNL322522CF-330K | 33±10% | 2.52 | 15 | 17 | 1.100 | 0.240 | 0.350 |
| SNL322522CF-470K | 47±10% | 2.52 | 15 | 14 | 1.640 | 0.180 | 0.250 |
| SNL322522CF-680K | 68±10% | 2.52 | 15 | 12 | 2.800 | 0.140 | 0.200 |
| SNL322522CF-101K | 100±10% | 0.796 | 20 | 10 | 3.700 | 0.120 | 0.150 |
| SNL322522CF-151K | 150±10% | 0.796 | 20 | 8 | 6.100 | 0.100 | 0.125 |
| SNL322522CF-221K | 220±10% | 0.796 | 20 | 7 | 8.400 | 0.080 | 0.100 |
| SNL322522CF-331K | 330±10% | 0.796 | 20 | 6 | 12.300 | 0.070 | 0.090 |

# SNL 453232CF Series



Halogen-free RoHS

## ■ Dimensions (Units: mm)



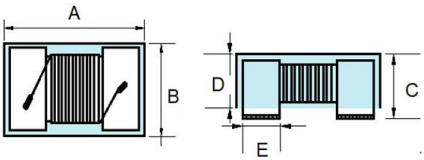


| P/N | A | B | C | D | E |
|---|---|---|---|---|---|
| SNL453232C | 4.50±0.30 | 3.20±0.30 | 3.20±0.20 | 2.50 ref. | 0.60 ref. |

## ■ Specifications

1812 inch AxBxC=4.50x3.20x3.20 Unit : mm Operating Temperature:-40~+125℃

| Part Number | Inductance (uH) | Tolerance | L / Q Frequency (MHz) | Q ref. | SRF (MHz)ref. | DCR (Ω)max. | IDC (A)max. |
|---|---|---|---|---|---|---|---|
| SNL453232CF-1R0□ | 1.0 | K | 7.96 | 10 | 110 | 0.11 | 1.30 |
| SNL453232CF-2R2□ | 2.2 | K | 7.96 | 10 | 60 | 0.15 | 1.00 |
| SNL453232CF-3R3□ | 3.3 | K | 7.96 | 10 | 50 | 0.19 | 0.90 |
| SNL453232CF-4R7□ | 4.7 | K | 7.96 | 10 | 40 | 0.22 | 0.80 |
| SNL453232CF-5R6□ | 5.6 | K | 7.96 | 10 | 38 | 0.26 | 0.75 |
| SNL453232CF-6R8□ | 6.8 | K | 7.96 | 10 | 36 | 0.30 | 0.70 |
| SNL453232CF-8R2□ | 8.2 | K | 7.96 | 10 | 30 | 0.33 | 0.67 |
| SNL453232CF-100□ | 10 | K | 2.52 | 10 | 25 | 0.43 | 0.65 |
| SNL453232CF-150□ | 15 | K | 2.52 | 10 | 20 | 0.50 | 0.60 |
| SNL453232CF-220□ | 22 | K | 2.52 | 10 | 15 | 0.70 | 0.45 |
| SNL453232CF-330□ | 33 | K | 2.52 | 10 | 13 | 1.20 | 0.40 |
| SNL453232CF-470□ | 47 | K | 2.52 | 10 | 11 | 1.35 | 0.35 |
| SNL453232CF-560□ | 56 | K | 2.52 | 10 | 10 | 2.00 | 0.30 |
| SNL453232CF-680□ | 68 | K | 2.52 | 10 | 8 | 2.50 | 0.25 |
| SNL453232CF-820□ | 82 | K | 2.52 | 10 | 7 | 3.00 | 0.22 |
| SNL453232CF-101□ | 100 | K | 0.796 | 20 | 6.5 | 3.50 | 0.20 |
| SNL453232CF-151□ | 150 | K | 0.796 | 20 | 6.1 | 6.00 | 0.16 |

NOTE: □:TOLERANCE K=±10%

# SNL 453232CF Series



## ■ Specifications

1812 inch AxBxC=4.50x3.20x3.20 Unit : mm Operating Temperature:-40~+125℃

| Part Number | Inductance (uH) | Tolerance | L / Q Frequency (MHz) | Q ref. | SRF (MHz)ref. | DCR (Ω)max. | IDC (A)max. |
|---|---|---|---|---|---|---|---|
| SNL453232CF-221□ | 220 | K | 0.796 | 20 | 4.5 | 7.50 | 0.13 |
| SNL453232CF-331□ | 330 | K | 0.796 | 20 | 4.1 | 11.00 | 0.12 |
| SNL453232CF-471□ | 470 | K | 0.796 | 20 | 3.5 | 15.00 | 0.10 |
| SNL453232CF-561□ | 560 | K | 0.796 | 20 | 3.0 | 20.00 | 0.09 |
| SNL453232CF-681□ | 680 | K | 0.796 | 20 | 2.6 | 23.00 | 0.08 |
| SNL453232CF-821□ | 820 | K | 0.796 | 20 | 2.4 | 27.00 | 0.08 |
| SNL453232CF-102□ | 1000 | K | 0.252 | 20 | 2.3 | 30.00 | 0.07 |

NOTE: □:TOLERANCE K=±10%

# SNL 252018QF Series



## ■ Dimensions (Units: mm)



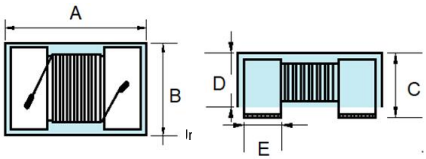


| P/N | A | B | C | D | E |
|---|---|---|---|---|---|
| SNL252018Q | 2.50±0.30 | 2.00±0.30 | 1.80±0.10 | 1.50±0.10 | 0.45 ref. |

## ■ Specifications

**1008 inch AxBxC=2.50x2.00x1.80 Unit : mm Operating Temperature:-40~+125℃**

| Part Number | Inductance (uH) | Tolerance | Q ref. | L / Q Frequency (MHz) | SRF (MHz) ref. | DCR (Ω) max. | IDC (A) max. |
|---|---|---|---|---|---|---|---|
| SNL252018QF-10N□ | 0.010 | J,K | 15 | 100 | 2150 | 0.26 | 0.530 |
| SNL252018QF-12N□ | 0.012 | J,K | 15 | 100 | 2050 | 0.27 | 0.500 |
| SNL252018QF-15N□ | 0.015 | J,K | 15 | 100 | 2000 | 0.29 | 0.480 |
| SNL252018QF-18N□ | 0.018 | J,K | 15 | 100 | 1850 | 0.31 | 0.450 |
| SNL252018QF-22N□ | 0.022 | J,K | 15 | 100 | 1650 | 0.37 | 0.420 |
| SNL252018QF-27N□ | 0.027 | J,K | 15 | 100 | 1550 | 0.40 | 0.410 |
| SNL252018QF-33N□ | 0.033 | J,K | 20 | 100 | 1450 | 0.42 | 0.400 |
| SNL252018QF-39N□ | 0.039 | J,K | 20 | 100 | 1350 | 0.45 | 0.380 |
| SNL252018QF-47N□ | 0.047 | J,K | 20 | 100 | 1200 | 0.50 | 0.360 |
| SNL252018QF-56N□ | 0.056 | J,K | 20 | 100 | 1100 | 0.60 | 0.340 |
| SNL252018QF-68N□ | 0.068 | J,K | 20 | 100 | 1050 | 0.65 | 0.320 |
| SNL252018QF-82N□ | 0.082 | J,K | 20 | 100 | 900 | 0.75 | 0.300 |
| SNL252018QF-R10□ | 0.10 | J,K | 20 | 100 | 800 | 0.80 | 0.280 |
| SNL252018QF-R12□ | 0.12 | J,K | 30 | 25.2 | 700 | 0.30 | 0.550 |
| SNL252018QF-R22□ | 0.22 | J,K | 30 | 25.2 | 450 | 0.50 | 0.450 |
| SNL252018QF-R27□ | 0.27 | J,K | 30 | 25.2 | 425 | 0.55 | 0.425 |
| SNL252018QF-R33□ | 0.33 | J,K | 30 | 25.2 | 400 | 0.60 | 0.400 |
| SNL252018QF-R47□ | 0.47 | J,K | 30 | 25.2 | 350 | 0.68 | 0.400 |
| SNL252018QF-R56□ | 0.56 | J,K | 30 | 25.2 | 325 | 0.75 | 0.400 |

NOTE: □:TOLERANCE J=±5%, K=±10%

# SNL 252018QF Series



## ■ Specifications

1008 inch AxBxC=2.50x2.00x1.80 Unit : mm Operating Temperature:-40~+125℃

| Part Number | Inductance (uH) | Tolerance | Q ref. | L / Q Frequency (MHz) | SRF (MHz) ref. | DCR (Ω) max. | IDC (A) max. |
|---|---|---|---|---|---|---|---|
| SNL252018QF-R82□ | 0.82 | J,K | 30 | 25.2 | 260 | 1.00 | 0.300 |
| SNL252018QF-1R0□ | 1.00 | J,K | 30 | 7.96 | 245 | 1.10 | 0.245 |
| SNL252018QF-1R2□ | 1.20 | J,K | 30 | 7.96 | 230 | 1.20 | 0.230 |
| SNL252018QF-2R2□ | 2.20 | J,K | 30 | 7.96 | 105 | 1.55 | 0.200 |
| SNL252018QF-3R3□ | 3.30 | J,K | 30 | 7.96 | 55 | 1.90 | 0.185 |
| SNL252018QF-4R7□ | 4.70 | J,K | 30 | 7.96 | 43 | 2.30 | 0.175 |
| SNL252018QF-5R6□ | 5.60 | J,K | 25 | 7.96 | 42 | 2.50 | 0.170 |
| SNL252018QF-6R8□ | 6.80 | J,K | 25 | 7.96 | 39 | 2.70 | 0.165 |
| SNL252018QF-8R2□ | 8.20 | J,K | 25 | 7.96 | 36 | 3.05 | 0.160 |
| SNL252018QF-100□ | 10.0 | J,K | 25 | 2.52 | 33 | 3.50 | 0.155 |
| SNL252018QF-150□ | 15.0 | J,K | 25 | 2.52 | 26 | 4.80 | 0.140 |
| SNL252018QF-220□ | 22.0 | J,K | 25 | 2.52 | 22 | 5.50 | 0.125 |
| SNL252018QF-270□ | 27.0 | J,K | 25 | 2.52 | 21 | 6.30 | 0.115 |
| SNL252018QF-330□ | 33.0 | J,K | 25 | 2.52 | 20 | 7.10 | 0.110 |
| SNL252018QF-470□ | 47.0 | J,K | 20 | 2.52 | 17 | 11.10 | 0.080 |
| SNL252018QF-560□ | 56.0 | J,K | 20 | 2.52 | 16 | 12.10 | 0.075 |
| SNL252018QF-680□ | 68.0 | J,K | 20 | 2.52 | 15 | 16.60 | 0.070 |
| SNL252018QF-820□ | 82.0 | J,K | 20 | 2.52 | 13 | 19.00 | 0.066 |
| SNL252018QF-101□ | 100 | J,K | 15 | 0.796 | 12 | 21.00 | 0.060 |

NOTE: □:TOLERANCE J=±5%, K=±10%

# SNL 322522QF Series



Halogen-free RoHS

## ■ Dimensions (Units: mm)



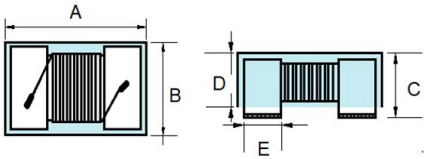


| P/N | A | B | C | D | E |
|---|---|---|---|---|---|
| SNL322522Q | 3.20±0.30 | 2.50±0.30 | 2.20±0.20 | 1.80±0.10 | 0.55 ref. |

## ■ Specifications

1210 inch AxBxC=3.20x2.50x2.20 Unit : mm Operating Temperature:-40~+125℃

| Part Number | Inductance (uH) | Tolerance | L / Q Frequency (MHz) | Q ref. | SRF (MHz) ref. | DCR (Ω) max. | IDC (A) max. |
|---|---|---|---|---|---|---|---|
| SNL322522QF-10N□ | 0.010 | J,K | 100 | 15 | 2500 | 0.13 | 0.450 |
| SNL322522QF-12N□ | 0.012 | J,K | 100 | 17 | 2300 | 0.14 | 0.450 |
| SNL322522QF-15N□ | 0.015 | J,K | 100 | 19 | 2100 | 0.16 | 0.450 |
| SNL322522QF-18N□ | 0.018 | J,K | 100 | 21 | 1900 | 0.18 | 0.450 |
| SNL322522QF-22N□ | 0.022 | J,K | 100 | 23 | 1700 | 0.22 | 0.450 |
| SNL322522QF-27N□ | 0.027 | J,K | 100 | 23 | 1500 | 0.22 | 0.450 |
| SNL322522QF-33N□ | 0.033 | J,K | 100 | 25 | 1400 | 0.24 | 0.450 |
| SNL322522QF-39N□ | 0.039 | J,K | 100 | 25 | 1300 | 0.27 | 0.450 |
| SNL322522QF-47N□ | 0.047 | J,K | 100 | 26 | 1200 | 0.30 | 0.450 |
| SNL322522QF-56N□ | 0.056 | J,K | 100 | 26 | 1100 | 0.33 | 0.450 |
| SNL322522QF-68N□ | 0.068 | J,K | 100 | 27 | 1000 | 0.36 | 0.450 |
| SNL322522QF-82N□ | 0.082 | J,K | 100 | 28 | 900 | 0.40 | 0.450 |
| SNL322522QF-R10□ | 0.10 | J,K | 100 | 28 | 700 | 0.44 | 0.450 |
| SNL322522QF-R12□ | 0.12 | J,K | 25.2 | 30 | 500 | 0.22 | 0.450 |
| SNL322522QF-R15□ | 0.15 | J,K | 25.2 | 30 | 450 | 0.25 | 0.450 |
| SNL322522QF-R22□ | 0.22 | J,K | 25.2 | 30 | 350 | 0.32 | 0.450 |
| SNL322522QF-R27□ | 0.27 | J,K | 25.2 | 30 | 320 | 0.36 | 0.450 |
| SNL322522QF-R33□ | 0.33 | J,K | 25.2 | 30 | 300 | 0.40 | 0.450 |
| SNL322522QF-R47□ | 0.47 | J,K | 25.2 | 30 | 220 | 0.50 | 0.450 |

NOTE: □:TOLERANCE J=±5%, K=±10%

# SNL 322522QF Series



Halogen-free RoHS

## ■ Specifications

1210 inch AxBxC=3.20x2.50x2.20 Unit : mm Operating Temperature:-40~+125℃

| Part Number | Inductance (uH) | Tolerance | L / Q Frequency (MHz) | Q ref. | SRF (MHz) ref. | DCR (Ω) max. | IDC (A) max. |
|---|---|---|---|---|---|---|---|
| SNL322522QF-R56□ | 0.56 | J,K | 25.2 | 30 | 180 | 0.55 | 0.450 |
| SNL322522QF-R68□ | 0.68 | J,K | 25.2 | 30 | 160 | 0.60 | 0.450 |
| SNL322522QF-R82□ | 0.82 | J,K | 25.2 | 30 | 140 | 0.65 | 0.450 |
| SNL322522QF-1R0□ | 1.0 | J,K | 7.96 | 30 | 120 | 0.70 | 0.400 |
| SNL322522QF-1R5□ | 1.5 | J,K | 7.96 | 30 | 85 | 0.85 | 0.370 |
| SNL322522QF-2R2□ | 2.2 | J,K | 7.96 | 30 | 75 | 1.0 | 0.320 |
| SNL322522QF-3R3□ | 3.3 | J,K | 7.96 | 30 | 60 | 1.2 | 0.260 |
| SNL322522QF-4R7□ | 4.7 | J,K | 7.96 | 30 | 50 | 1.5 | 0.220 |
| SNL322522QF-5R6□ | 5.6 | J,K | 7.96 | 30 | 45 | 1.6 | 0.200 |
| SNL322522QF-6R8□ | 6.8 | J,K | 7.96 | 30 | 40 | 1.8 | 0.180 |
| SNL322522QF-8R2□ | 8.2 | J,K | 7.96 | 30 | 30 | 2.0 | 0.170 |
| SNL322522QF-100□ | 10 | J,K | 2.52 | 25 | 30 | 2.1 | 0.150 |
| SNL322522QF-220□ | 22 | J,K | 2.52 | 25 | 20 | 3.7 | 0.110 |
| SNL322522QF-330□ | 33 | J,K | 2.52 | 25 | 17 | 5.6 | 0.070 |
| SNL322522QF-470□ | 47 | J,K | 2.52 | 25 | 15 | 7.0 | 0.060 |
| SNL322522QF-680□ | 68 | J,K | 2.52 | 25 | 12 | 9.0 | 0.050 |
| SNL322522QF-820□ | 82 | J,K | 2.52 | 25 | 11 | 10.0 | 0.045 |
| SNL322522QF-101□ | 100 | J,K | 0.796 | 20 | 10 | 10.0 | 0.040 |
| SNL322522QF-121□ | 120 | J,K | 0.796 | 20 | 10 | 11.0 | 0.040 |
| SNL322522QF-151□ | 150 | J,K | 0.796 | 20 | 10 | 11.0 | 0.065 |
| SNL322522QF-181□ | 180 | J,K | 0.796 | 20 | 7.0 | 17.0 | 0.060 |
| SNL322522QF-221□ | 220 | J,K | 0.796 | 20 | 7.0 | 21.0 | 0.050 |
| SNL322522QF-271□ | 270 | J,K | 0.796 | 20 | 6.0 | 28.0 | 0.045 |
| SNL322522QF-331□ | 330 | J,K | 0.796 | 20 | 5.0 | 34.0 | 0.040 |
| SNL322522QF-391□ | 390 | J,K | 0.796 | 20 | 5.0 | 38.0 | 0.035 |
| SNL322522QF-471□ | 470 | J,K | 0.796 | 20 | 4.0 | 40.0 | 0.025 |
| SNL322522QF-681□ | 680 | J,K | 0.796M | 20 | 2.5 | 45.0 | 0.025 |
| SNL322522QF-821□ | 820 | J,K | 0.796M | 20 | 2.3 | 50.0 | 0.020 |

NOTE: □:TOLERANCE J=±5%, K=±10%

# SNL 453232QF Series

Halogen-free RoHS

## ■ Dimensions (Units: mm)

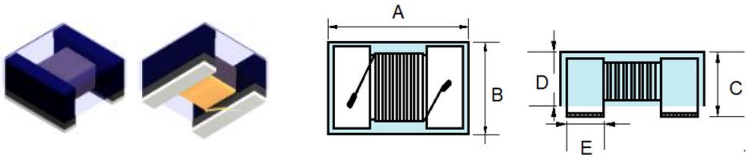


| P/N | A | B | C | D | E |
|---|---|---|---|---|---|
| SNL453232Q | 4.50±0.30 | 3.20±0.30 | 3.20±0.20 | 2.50 ref. | 0.60 ref. |

## ■ Specifications

1812 inch AxBxC=4.50x3.20x3.20 Unit : mm Operating Temperature:-40~+125℃

| Part Number | Inductance (uH) | Tolerance | Test Frequency (MHz) | Q Typ. | Test Frequency (MHz) | SRF (MHz) min. | DCR (Ω) max. | IDC (A) max. |
|---|---|---|---|---|---|---|---|---|
| SNL453232QF-1R0□ | 1.0 | K | 1 | 40 | 7.96 | 200 | 0.28 | 0.600 |
| SNL453232QF-2R2□ | 2.2 | K | 1 | 40 | 7.96 | 90 | 0.43 | 0.480 |
| SNL453232QF-3R3□ | 3.3 | K | 1 | 40 | 7.96 | 60 | 0.55 | 0.430 |
| SNL453232QF-4R7□ | 4.7 | K | 1 | 40 | 7.96 | 40 | 0.65 | 0.390 |
| SNL453232QF-6R8□ | 6.8 | K | 1 | 40 | 7.96 | 35 | 0.78 | 0.360 |
| SNL453232QF-8R2□ | 8.2 | K | 1 | 40 | 7.96 | 30 | 0.92 | 0.330 |
| SNL453232QF-100□ | 10 | K | 1 | 40 | 7.96 | 28 | 0.98 | 0.320 |
| SNL453232QF-150□ | 15 | K | 0.1 | 30 | 2.52 | 21 | 1.25 | 0.280 |
| SNL453232QF-220□ | 22 | K | 0.1 | 30 | 2.52 | 16 | 1.45 | 0.260 |
| SNL453232QF-330□ | 33 | J,K | 0.1 | 30 | 2.52 | 13 | 1.85 | 0.230 |
| SNL453232QF-470□ | 47 | J,K | 0.1 | 30 | 2.52 | 12 | 2.30 | 0.210 |
| SNL453232QF-560□ | 56 | J,K | 0.1 | 30 | 2.52 | 11 | 2.50 | 0.200 |
| SNL453232QF-680□ | 68 | J,K | 0.1 | 30 | 2.52 | 10 | 2.80 | 0.190 |
| SNL453232QF-820□ | 82 | J,K | 0.1 | 30 | 2.52 | 9 | 3.20 | 0.175 |
| SNL453232QF-101□ | 100 | J,K | 0.1 | 30 | 0.796 | 8 | 4.70 | 0.145 |
| SNL453232QF-151□ | 150 | J,K | 0.1 | 30 | 0.796 | 8 | 6.10 | 0.130 |

NOTE: □:TOLERANCE J=±5%, K=±10%

# SNL 453232QF Series

## ■ Specifications

| 1812 inch AxBxC=4.50x3.20x3.20 Unit : mm Operating Temperature:-40~+125℃ | | | | | | | | |
|---|---|---|---|---|---|---|---|---|
| Part Number | Inductance (uH) | Tolerance | Test Frequency (MHz) | Q Typ. | Test Frequency (MHz) | SRF (MHz) min. | DCR (Ω) max. | IDC (A) max. |
| SNL453232QF-221□ | 220 | J,K | 0.1 | 30 | 0.796 | 6 | 7.50 | 0.115 |
| SNL453232QF-331□ | 330 | J,K | 0.1 | 30 | 0.796 | 4.5 | 14.10 | 0.085 |
| SNL453232QF-471□ | 470 | J,K | 0.1 | 30 | 0.796 | 4.0 | 17.50 | 0.075 |
| SNL453232QF-561□ | 560 | J,K | 0.1 | 30 | 0.796 | 3.5 | 23.00 | 0.070 |
| SNL453232QF-681□ | 680 | J,K | 0.1 | 30 | 0.796 | 3.3 | 25.00 | 0.065 |
| SNL453232QF-821□ | 820 | J,K | 0.1 | 30 | 0.796 | 3.0 | 28.00 | 0.060 |
| SNL453232QF-102□ | 1000 | J,K | 0.1 | 30 | 0.796 | 2.8 | 32.00 | 0.055 |

NOTE: □:TOLERANCE J=±5%, K=±10%

# HCI Series



## ■ Dimensions (Unit: mm)

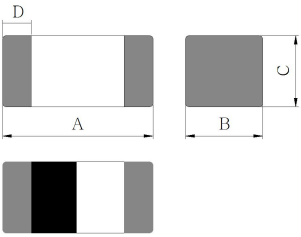


| P/N | A | B | C | D |
|---|---|---|---|---|
| HCI0603FQ | 0.60±0.03 | 0.30±0.03 | 0.30±0.03 | 0.15±0.05 |
| HCI1005FQ | 1.00±0.15 | 0.50±0.15 | 0.50±0.15 | 0.25±0.10 |

## ■ Specifications

**0201 inch AxBxC=0.60x0.30x0.30 Unit : mm** **Operating Temperature:-55~+105℃**

| Part Number | Inductance (nH) | Tolerance | Test Frequency (MHz) | Q min. | Rated Current (mA) max. | DCR (Ω) max. | SRF (MHz) min. |
|---|---|---|---|---|---|---|---|
| HCI0603FQ-0N6□-MS8 | 0.6 | B, C, S | 500 | 14 | 1000 | 0.05 | 10000 |
| HCI0603FQ-0N7□-MS8 | 0.7 | B, C, S | 500 | 14 | 1000 | 0.05 | 10000 |
| HCI0603FQ-0N8□-MS8 | 0.8 | B, C, S | 500 | 14 | 1000 | 0.06 | 10000 |
| HCI0603FQ-0N9□-MS8 | 0.9 | B, C, S | 500 | 14 | 800 | 0.06 | 10000 |
| HCI0603FQ-1N0□-MS8 | 1.0 | B, C, S | 500 | 14 | 800 | 0.07 | 10000 |
| HCI0603FQ-1N1□-MS8 | 1.1 | B, C, S | 500 | 14 | 800 | 0.07 | 10000 |
| HCI0603FQ-1N2□-MS8 | 1.2 | B, C, S | 500 | 14 | 800 | 0.10 | 10000 |
| HCI0603FQ-1N3□-MS8 | 1.3 | B, C, S | 500 | 14 | 700 | 0.10 | 10000 |
| HCI0603FQ-1N4□-MS8 | 1.4 | B, C, S | 500 | 14 | 700 | 0.10 | 10000 |
| HCI0603FQ-1N5□-MS8 | 1.5 | B, C, S | 500 | 14 | 650 | 0.10 | 10000 |
| HCI0603FQ-1N6□-MS8 | 1.6 | B, C, S | 500 | 14 | 650 | 0.10 | 10000 |
| HCI0603FQ-1N7□-MS8 | 1.7 | B, C, S | 500 | 14 | 650 | 0.10 | 10000 |
| HCI0603FQ-1N8□-MS8 | 1.8 | B, C, S | 500 | 14 | 650 | 0.15 | 9000 |
| HCI0603FQ-2N0□-MS8 | 2.0 | B, C, S | 500 | 14 | 650 | 0.15 | 8500 |
| HCI0603FQ-2N2□-MS8 | 2.2 | B, C, S | 500 | 14 | 650 | 0.15 | 7500 |
| HCI0603FQ-2N4□-MS8 | 2.4 | B, C, S | 500 | 14 | 550 | 0.15 | 7500 |
| HCI0603FQ-2N6□-MS8 | 2.6 | B, C, S | 500 | 14 | 550 | 0.20 | 7500 |
| HCI0603FQ-2N7□-MS8 | 2.7 | B, C, S | 500 | 14 | 550 | 0.20 | 7500 |
| HCI0603FQ-2N8□-MS8 | 2.8 | B, C, S | 500 | 14 | 500 | 0.20 | 7500 |

# HCI Series



## ■ Specifications

| 0201 inch AxBxC=0.60x0.30x0.30 Unit : mm | | | | | | Operating Temperature:-55~+105℃ | |
|---|---|---|---|---|---|---|---|
| Part Number | Inductance (nH) | Tolerance | Test Frequency (MHz) | Q min. | Rated Current (mA) max. | DCR (Ω) max. | SRF (MHz) min. |
| HCI0603FQ-3N0□-MS8 | 3.0 | B, C, S | 500 | 14 | 450 | 0.20 | 7500 |
| HCI0603FQ-3N3□-MS8 | 3.3 | B, C, S | 500 | 14 | 450 | 0.25 | 7500 |
| HCI0603FQ-3N6□-MS8 | 3.6 | B, C, S | 500 | 14 | 400 | 0.25 | 6500 |
| HCI0603FQ-3N9□-MS8 | 3.9 | B, C, S | 500 | 14 | 400 | 0.25 | 6500 |
| HCI0603FQ-4N3□-MS8 | 4.3 | B, C, S | 500 | 14 | 350 | 0.35 | 6000 |
| HCI0603FQ-4N7□-MS8 | 4.7 | B, C, S | 500 | 14 | 350 | 0.40 | 6000 |
| HCI0603FQ-5N1□-MS8 | 5.1 | B, C, S | 500 | 14 | 350 | 0.40 | 5500 |
| HCI0603FQ-5N6□-MS8 | 5.6 | B, C, S | 500 | 14 | 350 | 0.40 | 5000 |
| HCI0603FQ-6N2□-MS8 | 6.2 | B, C, S | 500 | 14 | 300 | 0.40 | 5000 |
| HCI0603FQ-6N8□-MS8 | 6.8 | H, J | 500 | 14 | 300 | 0.50 | 4500 |
| HCI0603FQ-7N5□-MS8 | 7.5 | H, J | 500 | 14 | 300 | 0.50 | 4000 |
| HCI0603FQ-8N2□-MS8 | 8.2 | H, J | 500 | 14 | 250 | 0.50 | 4000 |
| HCI0603FQ-9N1□-MS8 | 9.1 | H, J | 500 | 14 | 250 | 0.70 | 4000 |
| HCI0603FQ-10N□-MS8 | 10 | H, J | 500 | 14 | 250 | 0.70 | 4000 |
| HCI0603FQ-12N□-MS8 | 12 | H, J | 500 | 13 | 250 | 0.70 | 3500 |
| HCI0603FQ-15N□-MS8 | 15 | H, J | 500 | 13 | 250 | 0.85 | 3200 |
| HCI0603FQ-18N□-MS8 | 18 | H, J | 500 | 13 | 200 | 1.00 | 3000 |
| HCI0603FQ-20N□-MS8 | 20 | H, J | 500 | 13 | 150 | 1.10 | 2200 |
| HCI0603FQ-22N□-MS8 | 22 | H, J | 500 | 13 | 150 | 1.20 | 2200 |
| HCI0603FQ-27N□-MS8 | 27 | H, J | 500 | 13 | 140 | 1.50 | 2200 |
| HCI0603FQ-33N□-MS8 | 33 | H, J | 300 | 12 | 120 | 1.80 | 1800 |
| HCI0603FQ-36N□-MS8 | 36 | H, J | 300 | 12 | 120 | 2.00 | 1700 |
| HCI0603FQ-39N□-MS8 | 39 | H, J | 300 | 12 | 120 | 2.00 | 1600 |
| HCI0603FQ-43N□-MS8 | 43 | H, J | 300 | 12 | 100 | 2.20 | 1600 |
| HCI0603FQ-47N□-MS8 | 47 | H, J | 300 | 12 | 100 | 2.20 | 1500 |
| HCI0603FQ-56N□-MS8 | 56 | H, J | 300 | 12 | 100 | 2.50 | 1200 |
| HCI0603FQ-68N□-MS8 | 68 | H, J | 300 | 12 | 100 | 3.20 | 1000 |
| HCI0603FQ-75N□-MS8 | 75 | H, J | 300 | 11 | 100 | 3.60 | 1000 |
| HCI0603FQ-82N□-MS8 | 82 | H, J | 300 | 11 | 100 | 3.80 | 1000 |
| HCI0603FQ-91N□-MS8 | 91 | H, J | 300 | 11 | 80 | 3.80 | 900 |
| HCI0603FQ-R10□-MS8 | 100 | H, J | 300 | 11 | 80 | 4.00 | 800 |
| HCI0603FQ-R12□-MS8 | 120 | H, J | 300 | 10 | 80 | 5.00 | 800 |

□:TOLERANCE B=±0.1nH , C=±0.2nH , S=±0.3nH , H=±3% , J=±5%

# HCI Series



## ■ Specifications

| 0402 inch AxBxC=1.00x0.50x0.50 Unit : mm | | | | | | Operating Temperature:-55~+105℃ | |
|---|---|---|---|---|---|---|---|
| Part Number | Inductance (nH) | Test Frequency (MHz) | Q min. | Q(Typ.) 500MHz | Rated Current (mA) max. | DCR (Ω) max. | SRF (MHz) min. |
| HCI1005FQ-1N0S-MS8 | 1.0±0.3 | 100 | 8 | 22 | 1000 | 0.06 | 10000 |
| HCI1005FQ-1N1S-MS8 | 1.1±0.3 | 100 | 8 | 23 | 1000 | 0.07 | 10000 |
| HCI1005FQ-1N2S-MS8 | 1.2±0.3 | 100 | 8 | 23 | 1000 | 0.07 | 10000 |
| HCI1005FQ-1N3S-MS8 | 1.3±0.3 | 100 | 8 | 22 | 1000 | 0.07 | 10000 |
| HCI1005FQ-1N5S-MS8 | 1.5±0.3 | 100 | 8 | 23 | 1000 | 0.08 | 6000 |
| HCI1005FQ-1N6S-MS8 | 1.6±0.3 | 100 | 8 | 23 | 1000 | 0.08 | 6000 |
| HCI1005FQ-1N8S-MS8 | 1.8±0.3 | 100 | 8 | 20 | 900 | 0.08 | 6000 |
| HCI1005FQ-2N0S-MS8 | 2.0±0.3 | 100 | 8 | 21 | 900 | 0.09 | 6000 |
| HCI1005FQ-2N2S-MS8 | 2.2±0.3 | 100 | 8 | 22 | 900 | 0.09 | 6000 |
| HCI1005FQ-2N4S-MS8 | 2.4±0.3 | 100 | 8 | 21 | 800 | 0.10 | 6000 |
| HCI1005FQ-2N7S-MS8 | 2.7±0.3 | 100 | 8 | 22 | 800 | 0.12 | 6000 |
| HCI1005FQ-3N0S-MS8 | 3.0±0.3 | 100 | 8 | 24 | 800 | 0.12 | 6000 |
| HCI1005FQ-3N3S-MS8 | 3.3±0.3 | 100 | 8 | 24 | 800 | 0.13 | 6000 |
| HCI1005FQ-3N6S-MS8 | 3.6±0.3 | 100 | 8 | 21 | 700 | 0.15 | 4000 |
| HCI1005FQ-3N9S-MS8 | 3.9±0.3 | 100 | 8 | 22 | 700 | 0.16 | 4000 |
| HCI1005FQ-4N3S-MS8 | 4.3±0.3 | 100 | 8 | 24 | 700 | 0.16 | 4000 |
| HCI1005FQ-4N7S-MS8 | 4.7±0.3 | 100 | 8 | 23 | 700 | 0.16 | 4000 |
| HCI1005FQ-5N1S-MS8 | 5.1±0.3 | 100 | 8 | 23 | 600 | 0.16 | 4000 |
| HCI1005FQ-5N6S-MS8 | 5.6±0.3 | 100 | 8 | 22 | 600 | 0.20 | 4000 |
| HCI1005FQ-6N2S-MS8 | 6.2±0.3 | 100 | 8 | 24 | 600 | 0.20 | 3900 |
| HCI1005FQ-6N8J-MS8 | 6.8±5% | 100 | 8 | 23 | 600 | 0.20 | 3900 |
| HCI1005FQ-7N5J-MS8 | 7.5±5% | 100 | 8 | 24 | 500 | 0.24 | 3700 |
| HCI1005FQ-8N2J-MS8 | 8.2±5% | 100 | 8 | 23 | 500 | 0.24 | 3600 |
| HCI1005FQ-9N1J-MS8 | 9.1±5% | 100 | 8 | 24 | 500 | 0.26 | 3400 |
| HCI1005FQ-10NJ-MS8 | 10±5% | 100 | 8 | 24 | 500 | 0.26 | 3200 |
| HCI1005FQ-12NJ-MS8 | 12±5% | 100 | 8 | 23 | 400 | 0.50 | 2700 |
| HCI1005FQ-15NJ-MS8 | 15±5% | 100 | 8 | 23 | 400 | 0.50 | 2300 |
| HCI1005FQ-18NJ-MS8 | 18±5% | 100 | 8 | 23 | 350 | 0.60 | 2100 |
| HCI1005FQ-20NJ-MS8 | 20±5% | 100 | 8 | 21 | 350 | 0.60 | 2000 |
| HCI1005FQ-22NJ-MS8 | 22±5% | 100 | 8 | 22 | 350 | 0.60 | 1900 |
| HCI1005FQ-27NJ-MS8 | 27±5% | 100 | 8 | 20 | 300 | 0.70 | 1600 |
| HCI1005FQ-33NJ-MS8 | 33±5% | 100 | 8 | 20 | 300 | 0.80 | 1300 |

# HCI Series



## ■ Specifications

| 0402 inch AxBxC=1.00x0.50x0.50 Unit : mm | | | | | | Operating Temperature:-55~+105℃ | |
|---|---|---|---|---|---|---|---|
| Part Number | Inductance (nH) | Test Frequency (MHz) | Q min. | Q(Typ.) 500MHz | Rated Current (mA) max. | DCR (Ω) max. | SRF (MHz) min. |
| HCI1005FQ-39NJ-MS8 | 39±5% | 100 | 8 | 20 | 250 | 1.00 | 1200 |
| HCI1005FQ-43NJ-MS8 | 43±5% | 100 | 8 | 20 | 250 | 1.10 | 1100 |
| HCI1005FQ-47NJ-MS8 | 47±5% | 100 | 8 | 19 | 250 | 1.10 | 1000 |
| HCI1005FQ-56NJ-MS8 | 56±5% | 100 | 8 | 19 | 200 | 1.20 | 750 |
| HCI1005FQ-68NJ-MS8 | 68±5% | 100 | 8 | 17 | 200 | 1.40 | 750 |
| HCI1005FQ-82NJ-MS8 | 82±5% | 100 | 8 | 16 | 200 | 1.60 | 750 |
| HCI1005FQ-R10J-MS8 | 100±5% | 100 | 8 | 17 | 200 | 2.00 | 700 |
| HCI1005FQ-R12J-MS8 | 120±5% | 100 | 8 | 12 | 150 | 2.50 | 600 |
| HCI1005FQ-R15J-MS8 | 150±5% | 100 | 8 | 11 | 150 | 3.00 | 550 |
| HCI1005FQ-R18J-MS8 | 180±5% | 100 | 8 | - | 150 | 3.50 | 500 |
| HCI1005FQ-R22J-MS8 | 220±5% | 100 | 8 | - | 100 | 3.70 | 450 |
| HCI1005FQ-R27J-MS8 | 270±5% | 100 | 8 | - | 100 | 4.50 | 400 |
| HCI1005FQ-R33J-MS8 | 330±5% | 50 | 6 | - | 80 | 5.00 | 350 |
| HCI1005FQ-R36J-MS8 | 360±5% | 50 | 6 | - | 80 | 6.00 | 300 |

# HCI 1608 Series

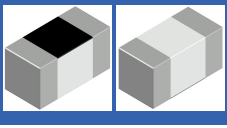

Halogen-free RoHS

## ■ Dimensions (Unit:mm)



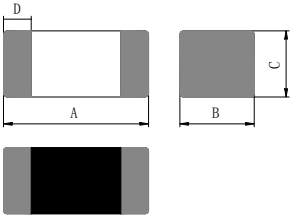


| P/N | A | B | C | D |
|---|---|---|---|---|
| HCI1608 | 1.60±0.15 | 0.80±0.15 | 0.80±0.15 | 0.30±0.20 |

## ■ Specifications

0603 inch A×B×C=1.60×0.80×0.80 Unit:mm Operating Temperature:-55~+105℃

| Part Number | Inductance | | Q | | Rated Current (mA) max. | DCR (Ω) max. | SRF (MHz) min. |
|---|---|---|---|---|---|---|---|
| | (nH) | Test Frequency (MHz) | Normal Value | min. | | | |
| HCI1608F-1N0S-M | 1.0±0.3 | 100 | 14 | 8 | 300 | 0.05 | 10000 |
| HCI1608F-1N2S-M | 1.2±0.3 | 100 | 14 | 8 | 300 | 0.05 | 10000 |
| HCI1608F-1N5S-M | 1.5±0.3 | 100 | 14 | 8 | 300 | 0.10 | 6000 |
| HCI1608F-1N8S-M | 1.8±0.3 | 100 | 10 | 8 | 300 | 0.10 | 6000 |
| HCI1608F-2N2S-M | 2.2±0.3 | 100 | 12 | 8 | 300 | 0.10 | 6000 |
| HCI1608F-2N7S-M | 2.7±0.3 | 100 | 13 | 10 | 300 | 0.10 | 6000 |
| HCI1608F-3N3S-M | 3.3±0.3 | 100 | 14 | 10 | 300 | 0.12 | 6000 |
| HCI1608F-3N9S-M | 3.9±0.3 | 100 | 13 | 10 | 300 | 0.14 | 6000 |
| HCI1608F-4N7S-M | 4.7±0.3 | 100 | 13 | 10 | 300 | 0.16 | 4000 |
| HCI1608F-5N6S-M | 5.6±0.3 | 100 | 14 | 10 | 300 | 0.18 | 4000 |
| HCI1608F-6N8J-M | 6.8±5% | 100 | 14 | 10 | 300 | 0.22 | 4000 |
| HCI1608F-8N2J-M | 8.2±5% | 100 | 14 | 10 | 300 | 0.24 | 3500 |
| HCI1608F-10NJ-M | 10±5% | 100 | 14 | 12 | 300 | 0.26 | 3400 |
| HCI1608F-12NJ-M | 12±5% | 100 | 14 | 12 | 300 | 0.28 | 2600 |
| HCI1608F-15NJ-M | 15±5% | 100 | 15 | 12 | 300 | 0.32 | 2300 |

# HCI 1608 Series

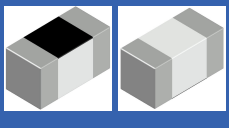

## ■ Specifications

0603 inch A×B×C=1.60×0.80×0.80 Unit:mm Operating Temperature:-55~+105℃

| Part Number | Inductance | | Q | | Rated Current (mA) max. | DCR (Ω) max. | SRF (MHz) min. |
|---|---|---|---|---|---|---|---|
| | (nH) | Test Frequency (MHz) | Normal Value | min. | | | |
| HCI1608F-18NJ-M | 18±5% | 100 | 15 | 12 | 300 | 0.35 | 2000 |
| HCI1608F-22NJ-M | 22±5% | 100 | 16 | 12 | 300 | 0.40 | 1600 |
| HCI1608F-27NJ-M | 27±5% | 100 | 16 | 12 | 300 | 0.45 | 1400 |
| HCI1608F-33NJ-M | 33±5% | 100 | 17 | 12 | 300 | 0.55 | 1200 |
| HCI1608F-39NJ-M | 39±5% | 100 | 18 | 12 | 300 | 0.60 | 1100 |
| HCI1608F-47NJ-M | 47±5% | 100 | 17 | 12 | 300 | 0.70 | 900 |
| HCI1608F-56NJ-M | 56±5% | 100 | 17 | 12 | 300 | 0.75 | 900 |
| HCI1608F-68NJ-M | 68±5% | 100 | 18 | 12 | 300 | 0.85 | 700 |
| HCI1608F-82NJ-M | 82±5% | 100 | 18 | 12 | 300 | 0.95 | 600 |
| HCI1608F-R10J-M | 100±5% | 100 | 18 | 12 | 300 | 1.00 | 600 |
| HCI1608F-R12J-M | 120±5% | 50 | 16 | 8 | 300 | 1.20 | 500 |
| HCI1608F-R15J-M | 150±5% | 50 | 13 | 8 | 300 | 1.20 | 500 |
| HCI1608F-R18J-M | 180±5% | 50 | 13 | 8 | 300 | 1.30 | 400 |
| HCI1608F-R22J-M | 220±5% | 50 | 12 | 8 | 300 | 1.50 | 400 |

# SWI 0402F Series



## ■ Dimensions (Units: mm)



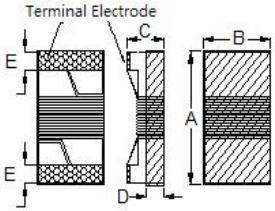


| P/N | A | B | C | D | E |
|---|---|---|---|---|---|
| SWI0402-HC | 1.09±0.10 | 0.60±0.10 | 0.56±0.10 | 0.25±0.15 | 0.23±0.10 |

## ■ Specifications

**1005 inch AxBxC=1.09x0.60x0.56 Unit : mm Operating Temperature:-40~+125℃**

| Part Number | Inductance (nH) | Tolerance | Q min. | Test Frequency (Hz) | Isat (mA) max. | Irms (mA) max. | DCR (Ω) max. | SRF (GHz) min. |
|---|---|---|---|---|---|---|---|---|
| SWI0402F-1N2□-HC | 1.2 | B,J,K | 10 | 0.2V/250M | 640 | 640 | 0.140 | 10.40 |
| SWI0402F-2N2□-HC | 2.2 | B,J,K | 19 | 0.2V/250M | 960 | 960 | 0.070 | 10.80 |
| SWI0402F-2N4□-HC | 2.4 | B,J,K | 15 | 0.2V/250M | 790 | 790 | 0.068 | 10.50 |
| SWI0402F-2N7□-HC | 2.7 | B,J,K | 16 | 0.2V/250M | 640 | 640 | 0.120 | 10.40 |
| SWI0402F-3N3□-HC | 3.3 | J,K | 19 | 0.2V/250M | 840 | 840 | 0.066 | 7.00 |
| SWI0402F-3N6□-HC | 3.6 | J,K | 19 | 0.2V/250M | 840 | 840 | 0.066 | 6.80 |
| SWI0402F-3N9□-HC | 3.9 | J,K | 19 | 0.2V/250M | 840 | 840 | 0.066 | 6.00 |
| SWI0402F-4N3□-HC | 4.3 | J,K | 18 | 0.2V/250M | 700 | 700 | 0.091 | 6.00 |
| SWI0402F-4N7□-HC | 4.7 | J,K | 15 | 0.2V/250M | 640 | 640 | 0.130 | 4.77 |
| SWI0402F-5N6□-HC | 5.6 | J,K | 20 | 0.2V/250M | 760 | 760 | 0.083 | 4.80 |
| SWI0402F-6N2□-HC | 6.2 | J,K | 20 | 0.2V/250M | 760 | 760 | 0.083 | 4.80 |
| SWI0402F-6N8□-HC | 6.8 | J,K | 20 | 0.2V/250M | 680 | 680 | 0.083 | 4.80 |
| SWI0402F-7N5□-HC | 7.5 | J,K | 22 | 0.2V/250M | 680 | 680 | 0.100 | 4.80 |
| SWI0402F-8N2□-HC | 8.2 | J,K | 22 | 0.2V/250M | 680 | 680 | 0.100 | 4.40 |
| SWI0402F-8N7□-HC | 8.7 | J,K | 18 | 0.2V/250M | 480 | 480 | 0.200 | 4.10 |
| SWI0402F-9N0□-HC | 9.0 | J,K | 22 | 0.2V/250M | 680 | 680 | 0.100 | 4.16 |

Note: □:TOLERANCE B=±0.1nH, G=±2%, J=±5%, K=±10%

# SWI 0402F Series



## ■ Specifications

1005 inch AxBxC=1.09x0.60x0.56 Unit : mm Operating Temperature:-40~+125℃

| Part Number | Inductance (nH) | Tolerance | Q min. | Test Frequency (Hz) | Isat (mA) max. | Irms (mA) max. | DCR (Ω) max. | SRF (GHz) min. |
|---|---|---|---|---|---|---|---|---|
| SWI0402F-9N5□-HC | 9.5 | J,K | 18 | 0.2V/250M | 480 | 480 | 0.200 | 4.00 |
| SWI0402F-10N□-HC | 10 | J,K | 21 | 0.2V/250M | 480 | 480 | 0.200 | 3.90 |
| SWI0402F-11N□-HC | 11 | J,K | 24 | 0.2V/250M | 640 | 640 | 0.120 | 3.68 |
| SWI0402F-12N□-HC | 12 | J,K | 24 | 0.2V/250M | 640 | 640 | 0.120 | 3.60 |
| SWI0402F-13N□-HC | 13 | J,K | 24 | 0.2V/250M | 440 | 440 | 0.210 | 3.45 |
| SWI0402F-15N□-HC | 15 | J,K | 24 | 0.2V/250M | 560 | 560 | 0.170 | 3.28 |
| SWI0402F-16N□-HC | 16 | J,K | 24 | 0.2V/250M | 560 | 560 | 0.220 | 3.10 |
| SWI0402F-18N□-HC | 18 | J,K | 25 | 0.2V/250M | 420 | 420 | 0.230 | 3.10 |
| SWI0402F-19N□-HC | 19 | J,K | 24 | 0.2V/250M | 480 | 480 | 0.200 | 3.04 |
| SWI0402F-20N□-HC | 20 | J,K | 25 | 0.2V/250M | 420 | 420 | 0.250 | 3.00 |
| SWI0402F-22N□-HC | 22 | J,K | 25 | 0.2V/250M | 400 | 400 | 0.300 | 2.80 |
| SWI0402F-23N□-HC | 23 | J,K | 22 | 0.2V/250M | 400 | 400 | 0.300 | 2.72 |
| SWI0402F-24N□-HC | 24 | J,K | 25 | 0.2V/250M | 400 | 400 | 0.300 | 2.70 |
| SWI0402F-27N□-HC | 27 | J,K | 24 | 0.2V/250M | 400 | 400 | 0.300 | 2.48 |
| SWI0402F-30N□-HC | 30 | G,J,K | 25 | 0.2V/250M | 400 | 400 | 0.350 | 2.35 |
| SWI0402F-33N□-HC | 33 | G,J,K | 24 | 0.2V/250M | 400 | 400 | 0.400 | 2.35 |
| SWI0402F-36N□-HC | 36 | G,J,K | 24 | 0.2V/250M | 320 | 320 | 0.440 | 2.32 |
| SWI0402F-39N□-HC | 39 | G,J,K | 25 | 0.2V/250M | 200 | 200 | 0.550 | 2.10 |
| SWI0402F-40N□-HC | 40 | G,J,K | 24 | 0.2V/250M | 320 | 320 | 0.650 | 2.24 |
| SWI0402F-43N□-HC | 43 | G,J,K | 25 | 0.2V/250M | 100 | 100 | 0.810 | 2.03 |
| SWI0402F-47N□-HC | 47 | G,J,K | 25 | 0.2V/250M | 150 | 150 | 0.830 | 2.10 |
| SWI0402F-51N□-HC | 51 | G,J,K | 25 | 0.2V/250M | 100 | 100 | 0.820 | 1.75 |
| SWI0402F-56N□-HC | 56 | G,J,K | 22 | 0.2V/250M | 100 | 100 | 0.970 | 1.76 |
| SWI0402F-68N□-HC | 68 | G,J,K | 22 | 0.2V/250M | 100 | 100 | 1.120 | 1.62 |
| SWI0402F-77N□-HC | 77 | J,K | 22 | 0.2V/250M | 50 | 50 | 1.800 | 1.26 |
| SWI0402F-82N□-HC | 82 | G,J,K | 22 | 0.2V/250M | 50 | 50 | 1.550 | 1.26 |
| SWI0402F-R10□-HC | 100 | G,J,K | 22 | 0.2V/250M | 30 | 30 | 2.000 | 1.16 |
| SWI0402F-R12□-HC | 120 | J,K | 22 | 0.2V/250M | 50 | 50 | 2.400 | 1.00 |

Note: □:TOLERANCE B=±0.1nH, G=±2%, J=±5%, K=±10%

# SWI 0402HF Series

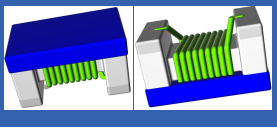

## ■ Dimensions (Units: mm)

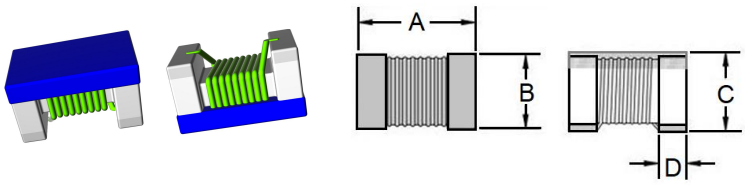


| P/N | A | B | C | D |
|---|---|---|---|---|
| SWI0402H | 1.00±0.20 | 0.60±0.20 | 0.56±0.10 | 0.20±0.10 |

## ■ Specifications

**1005 inch AxBxC=1.00x0.60x0.56 Unit : mm Operating Temperature:-40~+125℃**

| Part Number | Inductance (nH) | Tolerance | Test Frequency (Hz) | Q Typ. | Test Frequency | Rated Current (mA) max. | DCR (Ω) max. | SRF (GHz) Typ. |
|---|---|---|---|---|---|---|---|---|
| SWI0402HF-2N2□ | 2.2 | B,C,S | 0.1V/100M | 30 | 0.1V/250M | 2530 | 0.022 | 15.5 |
| SWI0402HF-2N4□ | 2.4 | B,C,S | 0.1V/100M | 30 | 0.1V/250M | 2530 | 0.022 | 15.5 |
| SWI0402HF-3N0□ | 3.0 | B,C,S | 0.1V/100M | 20 | 0.1V/250M | 1350 | 0.063 | 12.5 |
| SWI0402HF-3N3□ | 3.3 | B,C,S | 0.1V/100M | 30 | 0.1V/250M | 2000 | 0.030 | 14.0 |
| SWI0402HF-3N6□ | 3.6 | B,C,S | 0.1V/100M | 30 | 0.1V/250M | 1950 | 0.030 | 10.0 |
| SWI0402HF-3N9□ | 3.9 | B,C,S | 0.1V/100M | 35 | 0.1V/250M | 1950 | 0.030 | 10.0 |
| SWI0402HF-4N1□ | 4.1 | B,C,S | 0.1V/100M | 30 | 0.1V/250M | 1800 | 0.044 | 9.6 |
| SWI0402HF-4N5□ | 4.5 | B,C,S | 0.1V/100M | 34 | 0.1V/250M | 1450 | 0.060 | 9.6 |
| SWI0402HF-4N8□ | 4.8 | B,C,S | 0.1V/100M | 30 | 0.1V/250M | 1200 | 0.071 | 8.0 |
| SWI0402HF-5N0□ | 5.0 | B,C,S | 0.1V/100M | 32 | 0.1V/250M | 1770 | 0.040 | 10.0 |
| SWI0402HF-5N5□ | 5.5 | G,J,K | 0.1V/100M | 35 | 0.1V/250M | 1770 | 0.040 | 8.0 |
| SWI0402HF-6N0□ | 6.0 | G,J,K | 0.1V/100M | 32 | 0.1V/250M | 1770 | 0.056 | 8.0 |
| SWI0402HF-6N8□ | 6.8 | G,J,K | 0.1V/100M | 30 | 0.1V/250M | 1450 | 0.068 | 7.0 |
| SWI0402HF-7N3□ | 7.3 | G,J,K | 0.1V/100M | 32 | 0.1V/250M | 1700 | 0.050 | 7.0 |
| SWI0402HF-7N5□ | 7.5 | G,J,K | 0.1V/100M | 32 | 0.1V/250M | 1700 | 0.050 | 7.0 |
| SWI0402HF-8N2□ | 8.2 | G,J,K | 0.1V/100M | 32 | 0.1V/250M | 1500 | 0.069 | 6.5 |

Note: □:TOLERANCE B=±0.1nH , C±0.2nH, S=±0.3nH , G=±2%, J=±5%, K=±10%

# SWI 0402HF Series

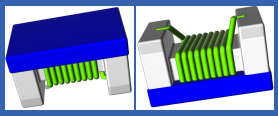

## ■ Specifications

| 1005 inch AxBxC=1.00x0.60x0.56 Unit : mm | | | | | Operating Temperature:-40~+125℃ | | | |
|---|---|---|---|---|---|---|---|---|
| Part Number | Inductance (nH) | Tolerance | Test Frequency (Hz) | Q Typ. | Test Frequency | Rated Current (mA) max. | DCR (Ω) max. | SRF (GHz) Typ. |
| SWI0402HF-8N7□ | 8.7 | G,J,K | 0.1V/100M | 31 | 0.1V/250M | 1420 | 0.070 | 6.5 |
| SWI0402HF-9N0□ | 9.0 | G,J,K | 0.1V/100M | 30 | 0.1V/250M | 1420 | 0.070 | 6.5 |
| SWI0402HF-10N□ | 10.0 | G,J,K | 0.1V/100M | 31 | 0.1V/250M | 1400 | 0.081 | 6.0 |
| SWI0402HF-11N□ | 11.0 | G,J,K | 0.1V/100M | 32 | 0.1V/250M | 1400 | 0.083 | 6.2 |
| SWI0402HF-12N□ | 12.0 | G,J,K | 0.1V/100M | 30 | 0.1V/250M | 1240 | 0.093 | 5.2 |
| SWI0402HF-13N□ | 13.0 | G,J,K | 0.1V/100M | 30 | 0.1V/250M | 1240 | 0.093 | 5.2 |
| SWI0402HF-15N□ | 15.0 | G,J,K | 0.1V/100M | 31 | 0.1V/250M | 1150 | 0.114 | 5.5 |
| SWI0402HF-18N□ | 18.0 | G,J,K | 0.1V/100M | 30 | 0.1V/250M | 1050 | 0.130 | 5.2 |
| SWI0402HF-23N□ | 23.0 | G,J,K | 0.1V/100M | 29 | 0.1V/250M | 760 | 0.201 | 4.5 |
| SWI0402HF-27N□ | 27.0 | G,J,K | 0.1V/100M | 30 | 0.1V/250M | 680 | 0.288 | 4.0 |
| SWI0402HF-30N□ | 30.0 | G,J,K | 0.1V/100M | 30 | 0.1V/250M | 660 | 0.309 | 3.8 |
| SWI0402HF-33N□ | 33.0 | G,J,K | 0.1V/100M | 30 | 0.1V/250M | 620 | 0.336 | 3.6 |
| SWI0402HF-36N□ | 36.0 | G,J,K | 0.1V/100M | 30 | 0.1V/250M | 540 | 0.431 | 3.5 |
| SWI0402HF-47N□ | 47.0 | G,J,K | 0.1V/100M | 25 | 0.1V/200M | 440 | 0.648 | 3.2 |
| SWI0402HF-56N□ | 56.0 | G,J,K | 0.1V/100M | 25 | 0.1V/200M | 340 | 0.996 | 2.9 |

Note: □:TOLERANCE B=±0.1nH , C±0.2nH, S=±0.3nH , G=±2%, J=±5%, K=±10%

# SWI 0603F Series



## ■ Dimensions (Units: mm)



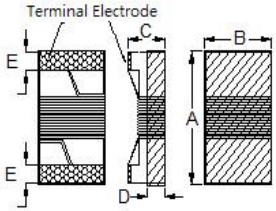


| P/N | A | B | C | D | E |
|---|---|---|---|---|---|
| SWI0603 | 1.80 max. | 1.20 max. | 1.20 max. | 0.38 ref. | 0.35±0.10 |

## ■ Specifications

**0603 inch AxBxC=1.80x1.20x1.20 Unit : mm Operating Temperature:-40~+125℃**

| Part Number | Inductance (nH) | Tolerance | Test Frequency (Hz) | Q @ 250MHz min. | Rated Current (mA) max. | DCR (Ω) max. | SRF (MHz) min. |
|---|---|---|---|---|---|---|---|
| SWI0603F-2N0□ | 2.0 | C,S | 0.1V/250M | 13 | 700 | 0.07 | 8000 |
| SWI0603F-3N9□ | 3.9 | C,S | 0.1V/250M | 22 | 700 | 0.07 | 6900 |
| SWI0603F-4N7□ | 4.7 | C,K | 0.1V/250M | 20 | 700 | 0.12 | 5800 |
| SWI0603F-6N8□ | 6.8 | C,J,K | 0.1V/250M | 27 | 700 | 0.08 | 5800 |
| SWI0603F-8N2□ | 8.2 | C,J,K | 0.1V/250M | 30 | 700 | 0.13 | 4200 |
| SWI0603F-10N□ | 10 | J,K | 0.1V/250M | 31 | 700 | 0.13 | 4800 |
| SWI0603F-12N□ | 12 | J,K | 0.1V/250M | 35 | 700 | 0.13 | 4000 |
| SWI0603F-15N□ | 15 | J,K | 0.1V/250M | 35 | 700 | 0.13 | 4000 |
| SWI0603F-18N□ | 18 | J,K | 0.1V/250M | 35 | 700 | 0.16 | 3100 |
| SWI0603F-22N□ | 22 | J,K | 0.1V/250M | 38 | 700 | 0.23 | 3000 |
| SWI0603F-24N□ | 24 | J,K | 0.1V/250M | 38 | 700 | 0.13 | 2800 |
| SWI0603F-27N□ | 27 | J,K | 0.1V/250M | 40 | 600 | 0.14 | 2800 |
| SWI0603F-33N□ | 33 | J,K | 0.1V/250M | 40 | 600 | 0.22 | 2300 |
| SWI0603F-39N□ | 39 | J.K | 0.1V/250M | 40 | 600 | 0.30 | 2200 |
| SWI0603F-47N□ | 47 | J,K | 0.1V/200M | 38 | 600 | 0.35 | 2000 |

NOTE: □:TOLERANCE C±0.2nH, S=±0.3nH, J=±5%, K=±10%

# SWI 0603F Series



## ■ Specifications

| 0603 inch AxBxC=1.80x1.20x1.20 Unit : mm Operating Temperature:-40~+125℃ | | | | | | | |
|---|---|---|---|---|---|---|---|
| Part Number | Inductance (nH) | Tolerance | Test Frequency (Hz) | Q @ 250MHz Min. | Rated Current (mA) max. | DCR (Ω) max. | SRF (MHz) min. |
| SWI0603F-56N□ | 56 | J,K | 0.1V/200M | 38 | 600 | 0.37 | 1900 |
| SWI0603F-68N□ | 68 | J,K | 0.1V/200M | 37 | 600 | 0.43 | 1700 |
| SWI0603F-72N□ | 72 | J,K | 0.1V/150M | 34 | 400 | 0.42 | 1700 |
| SWI0603F-82N□ | 82 | J,K | 0.1V/150M | 34 | 400 | 0.71 | 1700 |
| SWI0603F-R10□ | 100 | J,K | 0.1V/150M | 34 | 400 | 0.78 | 1400 |
| SWI0603F-R12□ | 120 | J,K | 0.1V/150M | 32 | 300 | 0.84 | 1300 |
| SWI0603F-R15□ | 150 | J,K | 0.1V/150M | 28 | 280 | 0.96 | 990 |
| SWI0603F-R18□ | 180 | J,K | 0.1V/100M | 25 | 240 | 1.52 | 990 |
| SWI0603F-R22□ | 220 | J,K | 0.1V/100M | 25 | 200 | 2.02 | 900 |
| SWI0603F-R27□ | 270 | J,K | 0.1V/100M | 24 | 170 | 2.36 | 900 |
| SWI0603F-R33□ | 330 | J,K | 0.1V/100M | 24 | 185 | 3.40 | 700 |
| SWI0603F-R39□ | 390 | J,K | 0.1V/100M | 24 | 100 | 3.60 | 900 |

NOTE: □:TOLERANCE C±0.2nH, S=±0.3nH, J=±5%, K=±10%

# SWI 0603PHF Series

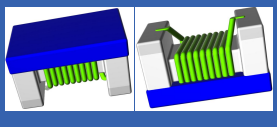

## ■ Dimensions (Units: mm)

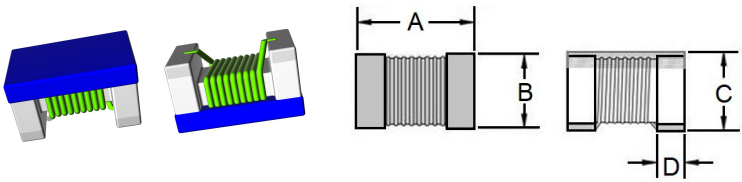


| P/N | A | B | C | D |
|---|---|---|---|---|
| SWI0603PH | 1.50±0.30 | 1.00±0.20 | 1.00±0.10 | 0.35±0.10 |

## ■ Specifications

**0603 inch AxBxC=1.50x1.00x1.00 Unit : mm Operating Temperature:-40~+125℃**

| Part Number | Inductance (nH) | Tolerance | Test Frequency (Hz) | Q @ 250MHz min. | IDC (mA) max. | DCR (Ω) max. | SRF (MHz) typ. |
|---|---|---|---|---|---|---|---|
| SWI0603PHF-2N0□ | 2.0 | C,S | 0.1V/250M | 13 | 700 | 0.07 | 8000 |
| SWI0603PHF-3N9□ | 3.9 | C,S | 0.1V/250M | 22 | 700 | 0.07 | 6900 |
| SWI0603PHF-4N7□ | 4.7 | C,K | 0.1V/250M | 20 | 700 | 0.12 | 5800 |
| SWI0603PHF-6N8□ | 6.8 | C,J,K | 0.1V/250M | 27 | 700 | 0.08 | 5800 |
| SWI0603PHF-8N2□ | 8.2 | C,J,K | 0.1V/250M | 30 | 700 | 0.13 | 4200 |
| SWI0603PHF-10N□ | 10 | J,K | 0.1V/250M | 31 | 700 | 0.13 | 4800 |
| SWI0603PHF-12N□ | 12 | J,K | 0.1V/250M | 35 | 700 | 0.13 | 4000 |
| SWI0603PHF-15N□ | 15 | J,K | 0.1V/250M | 35 | 700 | 0.13 | 4000 |
| SWI0603PHF-18N□ | 18 | J,K | 0.1V/250M | 35 | 700 | 0.16 | 3100 |
| SWI0603PHF-22N□ | 22 | J,K | 0.1V/250M | 38 | 700 | 0.23 | 3000 |
| SWI0603PHF-24N□ | 24 | J,K | 0.1V/250M | 38 | 700 | 0.13 | 2800 |
| SWI0603PHF-27N□ | 27 | J,K | 0.1V/250M | 40 | 600 | 0.14 | 2800 |
| SWI0603PHF-33N□ | 33 | J,K | 0.1V/250M | 40 | 600 | 0.22 | 2300 |
| SWI0603PHF-39N□ | 39 | J.K | 0.1V/250M | 40 | 600 | 0.30 | 2200 |

NOTE: □:TOLERANCE C±0.2nH, S=±0.3nH, J=±5%, K=±10%

# SWI 0603PHF Series

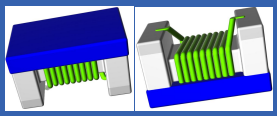

## ■ Specifications

0603 inch AxBxC=1.50x1.00x1.00 Unit : mm Operating Temperature:-40~+125℃

| Part Number | Inductance (nH) | Tolerance | Test Frequency (Hz) | Q @ 250MHz min. | IDC (mA) max. | DCR (Ω) max. | SRF (MHz) typ. |
|---|---|---|---|---|---|---|---|
| SWI0603PHF-47N□ | 47 | J,K | 0.1V/200M | 38 | 600 | 0.35 | 2000 |
| SWI0603PHF-56N□ | 56 | J,K | 0.1V/200M | 38 | 600 | 0.37 | 1900 |
| SWI0603PHF-68N□ | 68 | J,K | 0.1V/200M | 37 | 600 | 0.43 | 1700 |
| SWI0603PHF-72N□ | 72 | J,K | 0.1V/150M | 34 | 400 | 0.42 | 1700 |
| SWI0603PHF-82N□ | 82 | J,K | 0.1V/150M | 34 | 400 | 0.71 | 1700 |
| SWI0603PHF-R10□ | 100 | J,K | 0.1V/150M | 34 | 400 | 0.78 | 1400 |
| SWI0603PHF-R12□ | 120 | J,K | 0.1V/150M | 32 | 300 | 0.84 | 1300 |
| SWI0603PHF-R15□ | 150 | J,K | 0.1V/150M | 28 | 280 | 0.96 | 990 |
| SWI0603PHF-R18□ | 180 | J,K | 0.1V/100M | 25 | 240 | 1.52 | 990 |
| SWI0603PHF-R22□ | 220 | J,K | 0.1V/100M | 25 | 200 | 2.02 | 900 |
| SWI0603PHF-R27□ | 270 | J,K | 0.1V/100M | 24 | 170 | 2.36 | 900 |
| SWI0603PHF-R33□ | 330 | J,K | 0.1V/100M | 24 | 185 | 3.40 | 700 |
| SWI0603PHF-R39□ | 390 | J,K | 0.1V/100M | 24 | 100 | 3.60 | 900 |

NOTE: □:TOLERANCE C±0.2nH, S=±0.3nH, J=±5%, K=±10%

# SWI 0805UF Series



## ■ Dimensions (Units: mm)



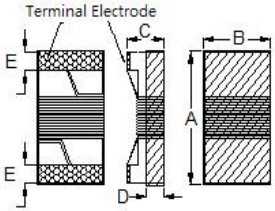


| P/N | A | B | C | D | E |
|---|---|---|---|---|---|
| SWI0805U | 2.29 max. | 1.73 max. | 1.52 max. | 0.51 ref. | 0.44±0.10 |

## ■ Specifications

**0805 inch AxBxC=2.90x1.73x1.52 Unit : mm Operating Temperature:-40~+125℃**

| Part Number | Inductance (nH) | Tolerance | Test Frequency (Hz) | Q @Test Freq. min. | Rated Current (mA) max. | DCR (Ω) max. | SRF (MHz) min. |
|---|---|---|---|---|---|---|---|
| SWI0805UF-2N8□ | 2.8 | C,S | 0.1V/250M | 80/1500 | 800 | 0.06 | 7900 |
| SWI0805UF-3N0□ | 3.0 | C,S | 0.1V/250M | 65/1500 | 800 | 0.06 | 7900 |
| SWI0805UF-3N3□ | 3.3 | C,S | 0.1V/250M | 50/1500 | 600 | 0.08 | 7900 |
| SWI0805UF-5N6□ | 5.6 | C,S | 0.1V/250M | 65/1000 | 600 | 0.08 | 5500 |
| SWI0805UF-6N8□ | 6.8 | C,J | 0.1V/250M | 50/1000 | 600 | 0.11 | 5500 |
| SWI0805UF-7N5□ | 7.5 | C,J | 0.1V/250M | 50/1000 | 600 | 0.14 | 4500 |
| SWI0805UF-8N2□ | 8.2 | C,J | 0.1V/250M | 50/1000 | 600 | 0.12 | 4700 |
| SWI0805UF-10N□ | 10 | G,J | 0.1V/250M | 60/500 | 600 | 0.10 | 4200 |
| SWI0805UF-12N□ | 12 | G,J | 0.1V/250M | 50/500 | 600 | 0.15 | 4000 |
| SWI0805UF-15N□ | 15 | G,J | 0.1V/250M | 50/500 | 600 | 0.17 | 3400 |
| SWI0805UF-18N□ | 18 | G,J | 0.1V/250M | 50/500 | 600 | 0.20 | 3300 |
| SWI0805UF-22N□ | 22 | G,J | 0.1V/250M | 55/500 | 500 | 0.22 | 2600 |
| SWI0805UF-24N□ | 24 | G,J | 0.1V/250M | 50/500 | 500 | 0.22 | 2000 |
| SWI0805UF-27N□ | 27 | G,J | 0.1V/250M | 55/500 | 500 | 0.25 | 2500 |
| SWI0805UF-33N□ | 33 | G,J | 0.1V/250M | 60/500 | 500 | 0.27 | 2050 |

NOTE: □:TOLERANCE C=±0.2nH , S=±0.3nH, G=±2%, J=±5%

# SWI 0805UF Series



## ■ Specifications

0805 inch AxBxC=2.90x1.73x1.52 Unit : mm Operating Temperature:-40~+125℃

| Part Number | Inductance (nH) | Tolerance | Test Frequency (Hz) | Q @ Test Freq. min. | Rated Current (mA) max. | DCR (Ω) max. | SRF (MHz) min. |
|---|---|---|---|---|---|---|---|
| SWI0805UF-36N□ | 36 | G,J | 0.1V/250M | 55/500 | 500 | 0.27 | 1700 |
| SWI0805UF-39N□ | 39 | G,J | 0.1V/250M | 60/500 | 500 | 0.29 | 2000 |
| SWI0805UF-43N□ | 43 | G,J | 0.1V/200M | 60/500 | 500 | 0.34 | 1650 |
| SWI0805UF-47N□ | 47 | G,J | 0.1V/200M | 60/500 | 500 | 0.31 | 1650 |
| SWI0805UF-56N□ | 56 | G,J | 0.1V/200M | 60/500 | 500 | 0.34 | 1550 |
| SWI0805UF-68N□ | 68 | G,J | 0.1V/200M | 60/500 | 500 | 0.38 | 1450 |
| SWI0805UF-82N□ | 82 | G,J | 0.1V/150M | 65/500 | 400 | 0.42 | 1300 |
| SWI0805UF-91N□ | 91 | G,J | 0.1V/150M | 65/500 | 400 | 0.48 | 1200 |
| SWI0805UF-R10□ | 100 | G,J | 0.1V/150M | 65/500 | 400 | 0.46 | 1200 |
| SWI0805UF-R11□ | 110 | G,J | 0.1V/150M | 50/250 | 400 | 0.48 | 1000 |
| SWI0805UF-R12□ | 120 | G,J | 0.1V/150M | 50/250 | 400 | 0.51 | 1100 |
| SWI0805UF-R15□ | 150 | G,J | 0.1V/100M | 50/250 | 400 | 0.56 | 920 |
| SWI0805UF-R18□ | 180 | G,J | 0.1V/100M | 50/250 | 400 | 0.64 | 870 |
| SWI0805UF-R20□ | 200 | G,J | 0.1V/100M | 50/250 | 400 | 0.68 | 860 |
| SWI0805UF-R22□ | 220 | G,J | 0.1V/100M | 50/250 | 400 | 0.70 | 850 |
| SWI0805UF-R24□ | 240 | G,J | 0.1V/100M | 44/250 | 350 | 1.00 | 690 |
| SWI0805UF-R25□ | 250 | G,J | 0.1V/100M | 45/250 | 350 | 1.20 | 660 |
| SWI0805UF-R27□ | 270 | G,J | 0.1V/100M | 48/250 | 350 | 1.00 | 650 |
| SWI0805UF-R33□ | 330 | G,J | 0.1V/100M | 48/250 | 310 | 1.40 | 600 |
| SWI0805UF-R39□ | 390 | G,J | 0.1V/100M | 48/250 | 290 | 1.50 | 560 |
| SWI0805UF-R47□ | 470 | G,J | 0.1V/50M | 33/100 | 250 | 1.70 | 375 |
| SWI0805UF-R56□ | 560 | G,J | 0.1V/25M | 23/50 | 230 | 1.90 | 340 |
| SWI0805UF-R62□ | 620 | G,J | 0.1V/25M | 23/50 | 210 | 2.20 | 220 |
| SWI0805UF-R68□ | 680 | G,J | 0.1V/25M | 23/50 | 190 | 2.20 | 188 |
| SWI0805UF-R82□ | 820 | G,J | 0.1V/25M | 23/50 | 180 | 2.35 | 215 |
| SWI0805UF-1R0□ | 1000 | G,J | 0.1V/25M | 15/50 | 170 | 2.50 | 100 |
| SWI0805UF-1R2□ | 1200 | G,J | 0.1V/7.9M | 18/25 | 170 | 2.50 | 100 |

NOTE: □:TOLERANCE C=±0.2nH , S=±0.3nH, G=±2%, J=±5%

# SWI 0805PHF Series

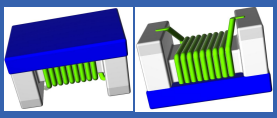

## ■ Dimensions (Units: mm)

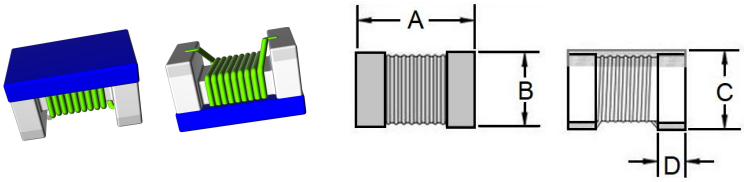


| P/N | A | B | C | D |
|---|---|---|---|---|
| SWI0805PH | 2.10±0.30 | 1.40±0.20 | 1.20±0.20 | 0.42±0.10 |

## ■ Specifications

**0805 inch AxBxC=2.10x1.40x1.20 Unit : mm Operating Temperature:-40~+125℃**

| Part Number | Inductance (nH) | Tolerance | Test Frequency (Hz) | Q min. | Test Frequency (MHz) | Rated Current (mA) max. | DCR (Ω) max. | SRF (MHz) min. |
|---|---|---|---|---|---|---|---|---|
| SWI0805PHF-2N0□ | 2.0 | C,S | 0.1V/250M | 70 | 1500 | 800 | 0.03 | 8000 |
| SWI0805PHF-3N9□ | 3.9 | C,S | 0.1V/250M | 70 | 1500 | 800 | 0.04 | 5750 |
| SWI0805PHF-4N7□ | 4.7 | C,S | 0.1V/250M | 70 | 1500 | 800 | 0.04 | 5750 |
| SWI0805PHF-6N8□ | 6.8 | C,J,K | 0.1V/250M | 70 | 1500 | 800 | 0.06 | 5500 |
| SWI0805PHF-7N5□ | 7.5 | C,J,K | 0.1V/250M | 70 | 1000 | 800 | 0.06 | 4500 |
| SWI0805PHF-8N2□ | 8.2 | C,J,K | 0.1V/250M | 70 | 1000 | 800 | 0.06 | 4700 |
| SWI0805PHF-10N□ | 10 | J,K | 0.1V/250M | 70 | 1000 | 600 | 0.08 | 4200 |
| SWI0805PHF-12N□ | 12 | J,K | 0.1V/250M | 80 | 1000 | 600 | 0.08 | 4000 |
| SWI0805PHF-15N□ | 15 | J,K | 0.1V/250M | 80 | 1000 | 600 | 0.10 | 3400 |
| SWI0805PHF-18N□ | 18 | J,K | 0.1V/250M | 80 | 1000 | 600 | 0.10 | 3300 |
| SWI0805PHF-22N□ | 22 | J,K | 0.1V/250M | 60 | 500 | 600 | 0.12 | 2600 |
| SWI0805PHF-24N□ | 24 | J,K | 0.1V/250M | 60 | 500 | 600 | 0.12 | 2000 |
| SWI0805PHF-27N□ | 27 | J,K | 0.1V/250M | 60 | 500 | 600 | 0.12 | 2500 |
| SWI0805PHF-33N□ | 33 | J,K | 0.1V/250M | 60 | 500 | 600 | 0.13 | 2050 |
| SWI0805PHF-36N□ | 36 | J,K | 0.1V/250M | 65 | 500 | 600 | 0.13 | 1700 |

NOTE: □:TOLERANCE C=±0.2nH , S=±0.3nH, J=±5% ,K=±10%

# SWI 0805PHF Series

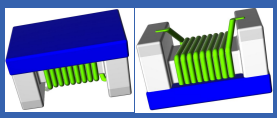

## ■ Specifications

| 0805 inch AxBxC=2.10x1.40x1.20 Unit : mm Operating Temperature:-40~+125℃ | | | | | | | | |
|---|---|---|---|---|---|---|---|---|
| Part Number | Inductance (nH) | Tolerance | Test Frequency (Hz) | Q min. | Test Frequency (MHz) | Rated Current (mA) max. | DCR (Ω) max. | SRF MHz) min. |
| SWI0805PHF-39N□ | 39 | J,K | 0.1V/250M | 65 | 500 | 600 | 0.15 | 2000 |
| SWI0805PHF-43N□ | 43 | J,K | 0.1V/200M | 65 | 500 | 600 | 0.15 | 1650 |
| SWI0805PHF-47N□ | 47 | J,K | 0.1V/200M | 65 | 500 | 600 | 0.17 | 1650 |
| SWI0805PHF-56N□ | 56 | J,K | 0.1V/200M | 65 | 500 | 600 | 0.19 | 1550 |
| SWI0805PHF-68N□ | 68 | J,K | 0.1V/200M | 60 | 500 | 500 | 0.22 | 1450 |
| SWI0805PHF-82N□ | 82 | J,K | 0.1V/150M | 55 | 500 | 400 | 0.40 | 1300 |
| SWI0805PHF-R10□ | 100 | J,K | 0.1V/150M | 55 | 500 | 400 | 0.52 | 1200 |
| SWI0805PHF-R11□ | 110 | J,K | 0.1V/150M | 55 | 500 | 400 | 0.52 | 1200 |
| SWI0805PHF-R12□ | 120 | J,K | 0.1V/150M | 50 | 250 | 400 | 0.55 | 1100 |
| SWI0805PHF-R15□ | 150 | J,K | 0.1V/150M | 50 | 250 | 400 | 0.73 | 920 |
| SWI0805PHF-R18□ | 180 | J,K | 0.1V/100M | 50 | 250 | 400 | 0.88 | 870 |
| SWI0805PHF-R22□ | 220 | J,K | 0.1V/100M | 50 | 250 | 340 | 1.18 | 850 |
| SWI0805PHF-R24□ | 240 | J,K | 0.1V/100M | 48 | 250 | 330 | 1.20 | 690 |
| SWI0805PHF-R27□ | 270 | J,K | 0.1V/100M | 48 | 250 | 310 | 1.36 | 650 |
| SWI0805PHF-R33□ | 330 | J,K | 0.1V/100M | 40 | 250 | 300 | 1.40 | 600 |
| SWI0805PHF-R39□ | 390 | J,K | 0.1V/100M | 25 | 250 | 290 | 1.50 | 560 |
| SWI0805PHF-R47□ | 470 | J,K | 0.1V/50M | 25 | 100 | 250 | 1.76 | 375 |
| SWI0805PHF-R56□ | 560 | J,K | 0.1V/25M | 23 | 100 | 210 | 1.90 | 340 |
| SWI0805PHF-R62□ | 620 | J,K | 0.1V/25M | 23 | 100 | 205 | 2.00 | 220 |
| SWI0805PHF-R68□ | 680 | J,K | 0.1V/25M | 23 | 100 | 200 | 2.15 | 200 |
| SWI0805PHF-R75□ | 750 | J,K | 0.1V/25M | 20 | 100 | 185 | 2.25 | 200 |
| SWI0805PHF-R82□ | 820 | J,K | 0.1V/25M | 20 | 100 | 170 | 2.50 | 200 |
| SWI0805PHF-1R0□ | 1000 | J,K | 0.1V/25M | 15 | 50 | 170 | 2.60 | 100 |

NOTE: □:TOLERANCE C=±0.2nH , S=±0.3nH, J=±5% ,K=±10%

# SWI 1008UF Series



## ■ Dimensions (Units: mm)



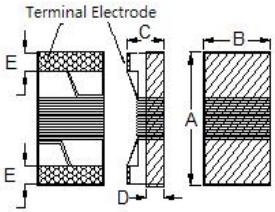


| P/N | A | B | C | D | E |
|---|---|---|---|---|---|
| SWI1008U | 2.92 max. | 2.79 max. | 2.20 max. | 1.20 ref. | 0.55±0.10 |

## ■ Specifications

**1008 inch AxBxC=2.92x2.79x2.20 Unit : mm Operating Temperature:-40~+125℃**

| Part Number | Inductance (nH) | Tolerance | Test Frequency (Hz) | Q @Test Freq. min. | Rated Current (mA) max. | DCR (Ω) max. | SRF (MHz) min. |
|---|---|---|---|---|---|---|---|
| SWI1008UF-10N□ | 10 | G,J,K | 0.1V/50M | 50/500 | 1000 | 0.08 | 4100 |
| SWI1008UF-12N□ | 12 | G,J,K | 0.1V/50M | 50/500 | 1000 | 0.09 | 3300 |
| SWI1008UF-15N□ | 15 | G,J,K | 0.1V/50M | 50/500 | 1000 | 0.18 | 2500 |
| SWI1008UF-18N□ | 18 | G,J,K | 0.1V/50M | 50/350 | 1000 | 0.11 | 2500 |
| SWI1008UF-22N□ | 22 | G,J,K | 0.1V/50M | 55/350 | 1000 | 0.12 | 2400 |
| SWI1008UF-27N□ | 27 | G,J,K | 0.1V/50M | 55/350 | 1000 | 0.13 | 1600 |
| SWI1008UF-33N□ | 33 | G,J,K | 0.1V/50M | 60/350 | 1000 | 0.14 | 1600 |
| SWI1008UF-39N□ | 39 | G,J,K | 0.1V/50M | 60/350 | 1000 | 0.15 | 1500 |
| SWI1008UF-47N□ | 47 | G,J,K | 0.1V/50M | 65/350 | 1000 | 0.16 | 1500 |
| SWI1008UF-56N□ | 56 | G,J,K | 0.1V/50M | 65/350 | 1000 | 0.18 | 1300 |
| SWI1008UF-68N□ | 68 | G,J,K | 0.1V/50M | 65/350 | 1000 | 0.20 | 1300 |
| SWI1008UF-82N□ | 82 | G,J,K | 0.1V/50M | 60/350 | 1000 | 0.22 | 1000 |
| SWI1008UF-R10□ | 100 | G,J,K | 0.1V/25M | 60/350 | 650 | 0.56 | 1000 |
| SWI1008UF-R12□ | 120 | G,J,K | 0.1V/25M | 60/350 | 650 | 0.63 | 950 |
| SWI1008UF-R15□ | 150 | G,J,K | 0.1V/25M | 45/100 | 580 | 0.70 | 850 |
| SWI1008UF-R18□ | 180 | G,J,K | 0.1V/25M | 45/100 | 620 | 0.77 | 750 |
| SWI1008UF-R22□ | 220 | G,J,K | 0.1V/25M | 45/100 | 500 | 0.84 | 700 |

NOTE: □:TOLERANCE G=±2%, J=±5%, K=±10%

# SWI 1008UF Series



## ■ Specifications

| 1008 inch AxBxC=2.92x2.79x2.20 Unit : mm Operating Temperature:-40~+125℃ | | | | | | | |
|---|---|---|---|---|---|---|---|
| Part Number | Inductance (nH) | Tolerance | Test Frequency (Hz) | Q @Test Freq. min. | Rated Current (mA) max. | DCR (Ω) max. | SRF (MHz) min. |
| SWI1008UF-R27□ | 270 | G,J,K | 0.1V/25M | 45/100 | 500 | 0.91 | 600 |
| SWI1008UF-R33□ | 330 | G,J,K | 0.1V/25M | 45/100 | 450 | 1.05 | 570 |
| SWI1008UF-R39□ | 390 | G,J,K | 0.1V/25M | 45/100 | 470 | 1.12 | 500 |
| SWI1008UF-R47□ | 470 | G,J,K | 0.1V/25M | 45/100 | 470 | 1.19 | 450 |
| SWI1008UF-R56□ | 560 | G,J,K | 0.1V/25M | 45/100 | 400 | 1.33 | 415 |
| SWI1008UF-R62□ | 620 | G,J,K | 0.1V/25M | 45/100 | 300 | 1.40 | 375 |
| SWI1008UF-R68□ | 680 | G,J,K | 0.1V/25M | 45/100 | 400 | 1.47 | 375 |
| SWI1008UF-R75□ | 750 | G,J,K | 0.1V/25M | 45/100 | 360 | 1.54 | 360 |
| SWI1008UF-R82□ | 820 | G,J,K | 0.1V/25M | 45/100 | 400 | 1.61 | 350 |
| SWI1008UF-R91□ | 910 | G,J,K | 0.1V/25M | 35/50 | 380 | 1.68 | 320 |
| SWI1008UF-1R0□ | 1000 | G,J,K | 0.1V/25M | 35/50 | 370 | 1.75 | 290 |
| SWI1008UF-1R2□ | 1200 | G,J,K | 0.1V/7.9M | 35/50 | 310 | 2.00 | 250 |
| SWI1008UF-1R5□ | 1500 | G,J,K | 0.1V/7.9M | 28/50 | 330 | 2.23 | 200 |
| SWI1008UF-1R8□ | 1800 | G,J,K | 0.1V/7.9M | 28/50 | 300 | 2.60 | 160 |
| SWI1008UF-2R2□ | 2200 | G,J,K | 0.1V/7.9M | 28/50 | 280 | 2.80 | 160 |
| SWI1008UF-2R7□ | 2700 | G,J,K | 0.1V/7.9M | 22/25 | 290 | 3.20 | 140 |
| SWI1008UF-3R3□ | 3300 | G,J,K | 0.1V/7.9M | 22/25 | 290 | 3.40 | 110 |
| SWI1008UF-3R9□ | 3900 | G,J,K | 0.1V/7.9M | 20/25 | 260 | 3.60 | 100 |
| SWI1008UF-4R7□ | 4700 | G,J,K | 0.1V/7.9M | 18/7.9 | 200 | 4.00 | 32 |
| SWI1008UF-5R6□ | 5600 | G,J,K | 0.1V/7.9M | 18/7.9 | 200 | 4.00 | 25 |
| SWI1008UF-6R8□ | 6800 | G,J,K | 0.1V/7.9M | 18/7.9 | 200 | 4.90 | 21 |
| SWI1008UF-8R2□ | 8200 | G,J,K | 0.1V/7.9M | 16/7.9 | 170 | 6.00 | 16 |
| SWI1008UF-100□ | 10000 | G,J,K | 0.1V/2.52M | 15/7.9 | 170 | 8.00 | 14 |

NOTE: □:TOLERANCE G=±2%, J=±5%, K=±10%

# SWI 1210F Series

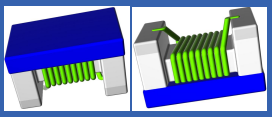

## ■ Dimensions (Units: mm)

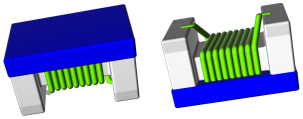

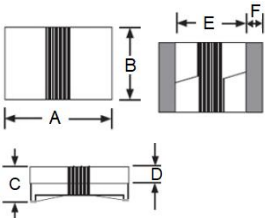


| P/N | A | B | C | D | E | F |
|---|---|---|---|---|---|---|
| SWI1210 | 3.65 max. | 2.95 max. | 2.70 max. | 0.51 ref. | 2.10 ref. | 0.50 ref. |

## ■ Specifications

**0504 inch AxBxC=3.65x2.95x2.70 Unit : mm Operating Temperature:-40~+125℃**

| Part Number | Inductance (nH) | Tolerance | Test Frequency (MHz) | Q min. | Test Frequency (MHz) | SRF (MHz) typ. | DCR (Ω)max. | Rated Current (mA)max. |
|---|---|---|---|---|---|---|---|---|
| SWI1210F-8N2□ | 8.2 | J,K | 100 | 30 | 300 | 5500 | 0.07 | 1000 |
| SWI1210F-10N□ | 10 | J,K | 100 | 40 | 300 | 4000 | 0.08 | 1000 |
| SWI1210F-12N□ | 12 | J,K | 100 | 40 | 300 | 3200 | 0.08 | 1000 |
| SWI1210F-15N□ | 15 | J,K | 100 | 40 | 300 | 3200 | 0.10 | 1000 |
| SWI1210F-18N□ | 18 | J,K | 100 | 50 | 300 | 2800 | 0.10 | 1000 |
| SWI1210F-27N□ | 27 | J,K | 100 | 50 | 300 | 1800 | 0.11 | 1000 |
| SWI1210F-33N□ | 33 | J,K | 100 | 55 | 300 | 1800 | 0.11 | 1000 |
| SWI1210F-39N□ | 39 | J,K | 100 | 55 | 300 | 1500 | 0.12 | 1000 |
| SWI1210F-43N□ | 43 | J,K | 100 | 55 | 300 | 1500 | 0.12 | 1000 |
| SWI1210F-47N□ | 47 | J,K | 100 | 55 | 300 | 1500 | 0.13 | 1000 |
| SWI1210F-56N□ | 56 | J,K | 100 | 55 | 300 | 1450 | 0.14 | 1000 |
| SWI1210F-68N□ | 68 | J,K | 100 | 55 | 300 | 1200 | 0.15 | 900 |
| SWI1210F-82N□ | 82 | J,K | 100 | 55 | 300 | 1000 | 0.20 | 900 |
| SWI1210F-R10□ | 100 | J,K | 100 | 55 | 300 | 850 | 0.20 | 900 |
| SWI1210F-R12□ | 120 | J,K | 100 | 60 | 300 | 800 | 0.25 | 800 |

NOTE: □:TOLERANCE J=±5%, K=±10%

# SWI 1210F Series

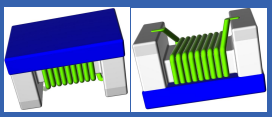

## ■ Specifications

| 0504 inch AxBxC=3.65x2.95x2.70 Unit : mm Operating Temperature:-40~+125℃ | | | | | | | | |
|---|---|---|---|---|---|---|---|---|
| Part Number | Inductance (nH) | Tolerance | Test Frequency (MHz) | Q min. | Test Frequency (MHz) | SRF (MHz) typ. | DCR (Ω)max. | Rated Current (mA)max. |
| SWI1210F-R15□ | 150 | J,K | 100 | 60 | 300 | 700 | 0.25 | 750 |
| SWI1210F-R18□ | 180 | J,K | 50 | 60 | 300 | 650 | 0.30 | 700 |
| SWI1210F-R22□ | 220 | J,K | 50 | 60 | 300 | 650 | 0.40 | 770 |
| SWI1210F-R27□ | 270 | J,K | 50 | 40 | 300 | 580 | 0.40 | 630 |
| SWI1210F-R33□ | 330 | J,K | 50 | 45 | 150 | 580 | 0.58 | 590 |
| SWI1210F-R39□ | 390 | J,K | 50 | 45 | 150 | 510 | 0.58 | 530 |
| SWI1210F-R47□ | 470 | J,K | 50 | 45 | 150 | 480 | 0.80 | 490 |
| SWI1210F-R56□ | 560 | J,K | 35 | 45 | 150 | 420 | 1.10 | 460 |
| SWI1210F-R68□ | 680 | J,K | 35 | 45 | 150 | 400 | 1.20 | 430 |
| SWI1210F-R82□ | 820 | J,K | 35 | 45 | 150 | 370 | 1.82 | 400 |
| SWI1210F-1R0□ | 1000 | J,K | 35 | 45 | 150 | 340 | 1.85 | 320 |
| SWI1210F-1R2□ | 1200 | J,K | 35 | 35 | 150 | 220 | 1.87 | 300 |
| SWI1210F-1R5□ | 1500 | J,K | 7.9 | 20 | 50 | 160 | 1.95 | 310 |
| SWI1210F-1R8□ | 1800 | J,K | 7.9 | 30 | 50 | 160 | 2.25 | 310 |
| SWI1210F-2R2□ | 2200 | J,K | 7.9 | 25 | 50 | 130 | 2.41 | 310 |
| SWI1210F-2R7□ | 2700 | J,K | 7.9 | 25 | 50 | 110 | 2.85 | 300 |
| SWI1210F-3R0□ | 3000 | J,K | 7.9 | 20 | 25 | 110 | 3.12 | 300 |
| SWI1210F-3R9□ | 3900 | J,K | 7.9 | 20 | 25 | 60 | 3.60 | 290 |
| SWI1210F-4R7□ | 4700 | J,K | 7.9 | 20 | 25 | 60 | 4.00 | 280 |
| SWI1210F-5R6□ | 5600 | J,K | 7.9 | 15 | 25 | 50 | 5.00 | 250 |
| SWI1210F-6R8□ | 6800 | J,K | 7.9 | 15 | 7.9 | 40 | 8.00 | 230 |

NOTE: □:TOLERANCE J=±5%, K=±10%

# CPI 160809 Series



## ■ Dimensions (Unit mm)

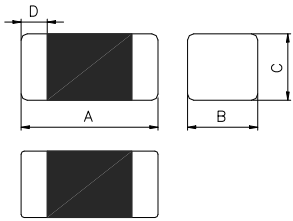


| P/N | A | B | C | D |
|---|---|---|---|---|
| CPI160809 | 1.60±0.15 | 0.80±0.15 | 0.95 max | 0.30±0.20 |

## ■ Specifications

0603 inch A×B×C=1.60×0.80,C=0.95（max） Unit:mm Operating Temperature:-55~+105℃

| Part Number | Inductance (uH) | Test Frequency (Hz) | Rated Current (mA) max. | DC Resistance(Ω) | |
|---|---|---|---|---|---|
| | | | | max. | typ. |
| CPI160809UF-R33M-0A3 | 0.33±20% | 1M / 60mV | 350 | 0.35 | 0.27 |
| CPI160809UF-R50M-0A9 | 0.50±20% | 1M / 60mV | 900 | 0.15 | 0.12 |
| CPI160809UF-1R0M-0A7 | 1.00±20% | 1M / 60mV | 750 | 0.20 | 0.17 |
| CPI160809UF-2R2M-0A6 | 2.20±20% | 1M / 60mV | 650 | 0.30 | 0.27 |

# CPI 201210 Series



## ■ Dimensions (Unit mm)

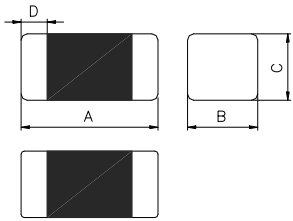


| P/N | A | B | C | D |
|---|---|---|---|---|
| CPI201210 | 2.00±0.20 | 1.25±0.20 | 1.00 max | 0.50±0.30 |

## ■ Specifications

**0603 inch A×B×C=1.60×0.80,C=0.95（max） Unit:mm Operating Temperature:-55~+105℃**

| Part Number | Inductance (uH) | Test Frequency (Hz) | Rated Current (mA) max. | DC Resistance(Ω) | |
|---|---|---|---|---|---|
| | | | | max. | typ. |
| CPI201210UF-R47M-1A2 | 0.47±20% | 1M / 60mV | 1200 | 0.08 | 0.06 |
| CPI201210UF-1R0M-1A0 | 1.00±20% | 1M / 60mV | 1000 | 0.14 | 0.11 |
| CPI201210UF-1R5M-0A8 | 1.50±20% | 1M / 60mV | 800 | 0.20 | 0.15 |
| CPI201210UF-2R2M-0A8 | 2.20±20% | 1M / 60mV | 800 | 0.20 | 0.15 |
| CPI201210UF-3R3M-0A7 | 3.30±20% | 1M / 60mV | 700 | 0.24 | 0.20 |
| CPI201210UF-4R7M-0A7 | 4.70±20% | 1M / 60mV | 700 | 0.28 | 0.23 |

# CPI 201610 Series



## ■ Dimensions (Unit mm)

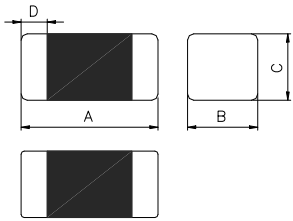


| P/N | A | B | C | D |
|---|---|---|---|---|
| CPI201610 | 2.00±0.20 | 1.60±0.20 | 1.00 max | 0.50±0.30 |

## ■ Specifications

**0603 inch A×B×C=1.60×0.80,C=0.95（max） Unit:mm Operating Temperature:-55~+105℃**

| Part Number | Inductance (uH) | Test Frequency (Hz) | Rated Current (mA) max. | DC Resistance(Ω) | |
|---|---|---|---|---|---|
| | | | | max. | typ. |
| CPI201610UF-R47M-1A6 | 0.47±20% | 1M / 60mV | 1600 | 0.075 | 0.06 |
| CPI201610UF-1R0M-1A3 | 1.00±20% | 1M / 60mV | 1300 | 0.12 | 0.09 |
| CPI201610UF-1R5M-1A2 | 1.50±20% | 1M / 60mV | 1200 | 0.13 | 0.10 |
| CPI201610UF-2R2M-1A2 | 2.20±20% | 1M / 60mV | 1200 | 0.14 | 0.11 |
| CPI201610UF-3R3M-1A1 | 3.30±20% | 1M / 60mV | 1100 | 0.16 | 0.13 |
| CPI201610UF-4R7M-0A9 | 4.70±20% | 1M / 60mV | 900 | 0.20 | 0.16 |

# FCH 160808SF Series

## ■ Dimensions (Unit mm)



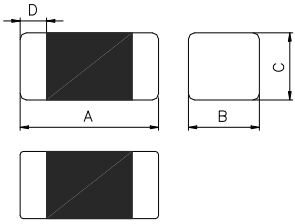


| P/N | A | B | C | D |
|---|---|---|---|---|
| FCH160808 | 1.60±0.15 | 0.80±0.15 | 0.95max | 0.30±0.20 |

## ■ Specifications

| 0603 inch A×B×C=1.60×0.80,C=0.95(max) Unit:mm | | | | Operating Temperature:-55~+105℃ |
|---|---|---|---|---|
| **Part Number** | **Inductance (uH)** | **Test Frequency (Hz)** | **Rated Current (mA) max.** | **DCR (Ω) max.** |
| FCH160808SF-1R0M | 1.00±20% | 1M/60mV | 1700 | 0.08 |
| FCH160808SF-2R2M | 2.20±20% | 1M/60mV | 1300 | 0.13 |
| FCH160808SF-4R7M | 4.70±20% | 1M/60mV | 1000 | 0.20 |

Irms:DC current that causes temperature rise(ΔT 40℃) from 25℃ ambient.

# MPI 160809M Series



## ■ Dimensions (Unit mm)

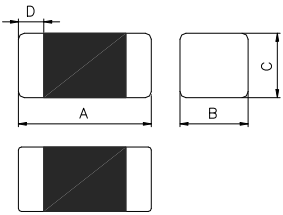


| P/N | A | B | C | D |
|---|---|---|---|---|
| MPI160809M | 1.60±0.15 | 0.80±0.15 | 0.95max | 0.30±0.20 |

## ■ Specifications

**0603 inch A×B×C=1.60×0.80,C=0.95(max) Unit:mm Operating Temperature:-55~+105℃**

| Part Number | Inductance (uH) | Test Frequency (Hz) | Rated Current (mA) max. | DC Resistance(Ω) | |
|---|---|---|---|---|---|
| | | | | max. | typ. |
| MPI160809MF-1R0M-1A0 | 1.00±20% | 1M / 60mV | 1000 | 0.23 | 0.18 |
| MPI160809MF-1R5M-0A8 | 1.50±20% | 1M / 60mV | 800 | 0.28 | 0.22 |
| MPI160809MF-2R2M-0A7 | 2.20±20% | 1M / 60mV | 700 | 0.39 | 0.30 |
| MPI160809MF-4R7M-0A5 | 4.70±20% | 1M / 60mV | 500 | 0.65 | 0.50 |

● Irms: DC current that causes temperature rise(ΔT 40℃) from 25℃ ambient.

# MPI 160809S Series

## ■ Dimensions (Unit mm)

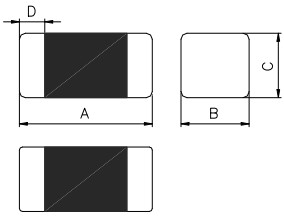


| P/N | A | B | C | D |
|---|---|---|---|---|
| MPI160809S | 1.60±0.15 | 0.80±0.15 | 0.95max | 0.30±0.20 |

## ■ Specifications

**0603 inch A×B×C=1.60×0.80,C=0.95(max) Unit:mm Operating Temperature:-55~+105℃**

| Part Number | Inductance (uH) | Test Frequency (Hz) | Rated Current (mA) max. | DC Resistance(Ω) | |
|---|---|---|---|---|---|
| | | | | max. | typ. |
| MPI160809SF-1R0M-0A9 | 1.00±20% | 1M / 60mV | 950 | 0.26 | 0.20 |
| MPI160809SF-2R2M-0A7 | 2.20±20% | 1M / 60mV | 750 | 0.52 | 0.40 |
| MPI160809SF-4R7M-0A3 | 4.70±20% | 1M / 60mV | 350 | 0.78 | 0.60 |

● Irms: DC current that causes temperature rise(ΔT 40℃) from 25℃ ambient.

# MPI 201210M Series



Halogen-free RoHS

■ Dimensions (Unit mm)

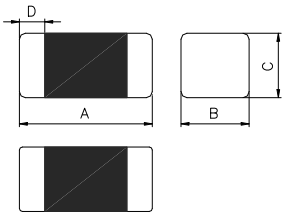


| P/N | A | B | C | D |
|---|---|---|---|---|
| MPI201210M | 2.00±0.20 | 1.25±0.20 | 1.00max | 0.50±0.30 |

■ Specifications

0805 inch A×B×C=2.00×1.25,C=1.00(max) Unit:mm Operating Temperature:-55~+105℃

| Part Number | Inductance (uH) | Test Frequency (Hz) | Rated Current (mA) max. | DC Resistance(Ω) | |
|---|---|---|---|---|---|
| | | | | max. | typ. |
| MPI201210MF-1R0M-1A4 | 1.00±20% | 1M / 60mV | 1400 | 0.19 | 0.15 |
| MPI201210MF-1R5M-1A3 | 1.50±20% | 1M / 60mV | 1300 | 0.20 | 0.16 |
| MPI201210MF-2R2M-1A2 | 2.20±20% | 1M / 60mV | 1200 | 0.26 | 0.20 |
| MPI201210MF-4R7M-1A0 | 4.70±20% | 1M / 60mV | 1000 | 0.32 | 0.25 |

● Irms: DC current that causes temperature rise(ΔT 40℃) from 25℃ ambient.

# MPI 201210S Series

Halogen-free RoHS

■ Dimensions (Unit mm)

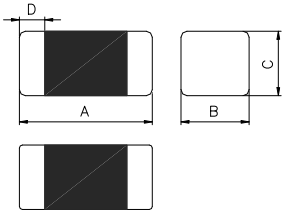


| P/N | A | B | C | D |
|---|---|---|---|---|
| MPI201210S | 2.00±0.20 | 1.25±0.20 | 1.00max | 0.50±0.30 |

■ Specifications

| 0805 inch A×B×C=2.00×1.25,C=1.00(max) Unit:mm | | | | Operating Temperature:-55~+105℃ | |
|---|---|---|---|---|---|
| Part Number | Inductance (uH) | Test Frequency (Hz) | Rated Current (mA) max. | DC Resistance(Ω) | |
| | | | | max. | typ. |
| MPI201210SF-1R0M-1A0 | 1.00±20% | 1M / 60mV | 1000 | 0.26 | 0.20 |
| MPI201210SF-2R2M-0A9 | 2.20±20% | 1M / 60mV | 900 | 0.36 | 0.28 |
| MPI201210SF-4R7M-0A8 | 4.70±20% | 1M / 60mV | 800 | 0.39 | 0.30 |

● Irms: DC current that causes temperature rise(ΔT 40℃) from 25℃ ambient.

# MPI 201610M Series

Halogen-free RoHS

■ Dimensions (Unit mm)

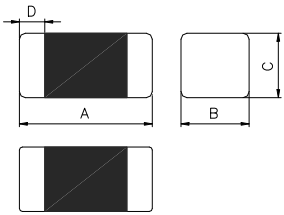


| P/N | A | B | C | D |
|---|---|---|---|---|
| MPI201610M | 2.00±0.20 | 1.60±0.20 | 1.00max | 0.50±0.30 |

■ Specifications

0806 inch A×B×C=2.00×1.60,C=1.00(max) Unit:mm Operating Temperature:-55~+105℃

| Part Number | Inductance (uH) | Test Frequency (Hz) | Rated Current (mA) max. | DC Resistance(Ω) | |
|---|---|---|---|---|---|
| | | | | max. | typ. |
| MPI201610MF-1R0M-1A4 | 1.00±20% | 1M / 60mV | 1400 | 0.14 | 0.11 |
| MPI201610MF-1R5M-1A2 | 1.50±20% | 1M / 60mV | 1200 | 0.19 | 0.15 |
| MPI201610MF-2R2M-1A2 | 2.20±20% | 1M / 60mV | 1200 | 0.26 | 0.20 |
| MPI201610MF-4R7M-1A1 | 4.70±20% | 1M / 60mV | 1100 | 0.45 | 0.35 |

● Irms: DC current that causes temperature rise(ΔT 40℃) from 25℃ ambient.

# MPI 201610S Series

## ■ Dimensions (Unit mm)

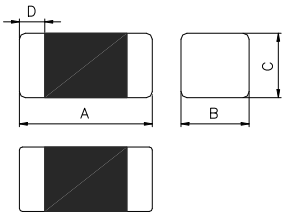


| P/N | A | B | C | D |
|---|---|---|---|---|
| MPI201610S | 2.00±0.20 | 1.60±0.20 | 1.00max | 0.50±0.30 |

## ■ Specifications

**0806 inch A×B×C=2.00×1.60,C=1.00(max) Unit:mm Operating Temperature:-55~+105℃**

| Part Number | Inductance (uH) | Test Frequency (Hz) | Rated Current (mA) max. | DC Resistance(Ω) | |
|---|---|---|---|---|---|
| | | | | max. | typ. |
| MPI201610SF-1R0M-1A1 | 1.00±20% | 1M / 60mV | 1100 | 0.18 | 0.14 |
| MPI201610SF-2R2M-0A8 | 2.20±20% | 1M / 60mV | 850 | 0.28 | 0.22 |

● Irms: DC current that causes temperature rise(ΔT 40℃) from 25℃ ambient.

# DFP Series



Halogen-free RoHS

## ■ Dimensions （Unit：mm）

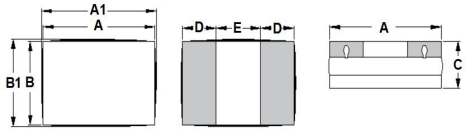


Fig.1

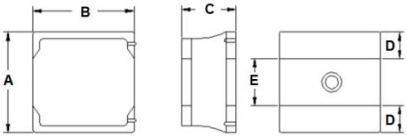


Fig.2

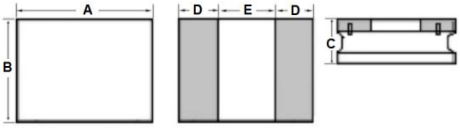


Fig.3

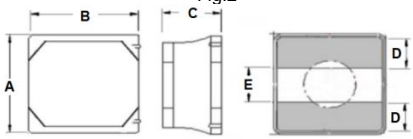


Fig.4

| P/N | A | A1 | B | B1 | C | D | E | Fig. |
|---|---|---|---|---|---|---|---|---|
| DFP201612NF | 2.0-0.1/+0.2 | 2.3 Max | 1.6-0.1/+0.2 | 1.9 Max | 1.20 Max | 0.60 ref | 0.80 ref | 1 |
| DFP252010BF | 2.5-0.1/+0.2 | 2.8 Max | 2.0-0.1/+0.2 | 2.3 Max | 1.00 Max | 0.85 ref | 0.80 ref | 1 |
| DFP3010EF | 3.00±0.20 | / | 3.00±0.20 | / | 1.00 Max | 1.00 ref | 1.00 ref | 2 |
| DFP322510BF | 3.20±0.20 | / | 2.50±0.20 | / | 1.00 Max | 1.00±0.20 | 1.30±0.20 | 3 |
| DFP4010EF | 4.00±0.20 | / | 4.00±0.20 | / | 1.00 Max | 1.20 ref | 1.60 ref | 4 |

## ■ Specifications

**0604 inch AxBxC=1.60x0.90,C=0.95(Max.) Unit : mm Operating Temperature:-40~+125℃**

| Part Number | Inductance (uH) | Tolerance (%) | Test Frequency (Hz) | DCR (mΩ) typ. | DCR (mΩ) max. | I sat (A) typ. | I sat (A) max. | I rms (A) typ. | I rms (A) max. | Fig. |
|---|---|---|---|---|---|---|---|---|---|---|
| DFP201612NF-R33M | 0.33 | ±20 | 0.1V/1M | 27 | 34 | 4.70 | 3.90 | 3.90 | 3.20 | 1 |
| DFP201612NF-R47M | 0.47 | ±20 | 0.1V/1M | 35 | 46 | 3.90 | 3.50 | 3.30 | 2.90 | 1 |
| DFP201612NF-R68M | 0.68 | ±20 | 0.1V/1M | 55 | 66 | 3.30 | 2.80 | 3.00 | 2.60 | 1 |
| DFP201612NF-1R0M | 1.00 | ±20 | 0.1V/1M | 80 | 104 | 3.00 | 2.50 | 2.70 | 2.30 | 1 |
| DFP201612NF-2R2M | 2.20 | ±20 | 0.1V/1M | 155 | 186 | 2.00 | 1.60 | 1.50 | 1.30 | 1 |

**0806 inch AxBxC=2.00x1.60,C=1.00(Max.) Unit : mm Operating Temperature:-40~+125℃**

| Part Number | Inductance (uH) | Tolerance (%) | Test Frequency (Hz) | DCR (mΩ) typ. | DCR (mΩ) max. | I sat (A) typ. | I sat (A) max. | I rms (A) typ. | I rms (A) max. | Fig. |
|---|---|---|---|---|---|---|---|---|---|---|
| DFP252010BF-R24M | 0.24 | ±20 | 0.1V/1M | 30 | 42 | 4.80 | 4.30 | 3.60 | 3.10 | 1 |
| DFP252010BF-R33M | 0.33 | ±20 | 0.1V/1M | 32 | 44 | 4.30 | 3.80 | 3.50 | 3.00 | 1 |
| DFP252010BF-R47M | 0.47 | ±20 | 0.1V/1M | 34 | 46 | 4.00 | 3.30 | 3.40 | 2.90 | 1 |
| DFP252010BF-R68M | 0.68 | ±20 | 0.1V/1M | 46 | 55 | 3.70 | 2.90 | 3.30 | 2.80 | 1 |
| DFP252010BF-1R0M | 1.00 | ±20 | 0.1V/1M | 60 | 80 | 3.40 | 2.70 | 2.60 | 2.2 | 1 |
| DFP252010BF-2R2M | 2.20 | ±20 | 0.1V/1M | 130 | 169 | 2.40 | 1.90 | 1.80 | 1.50 | 1 |

# DFP Series



Halogen-free RoHS

## ■ Specifications

**0806 inch AxBxC=2.00x1.60,C=1.20(Max.) Unit : mm Operating Temperature:-40~+125℃**

| Part Number | Inductance (uH) | Tolerance (%) | Test Frequency (Hz) | DCR (mΩ) typ. | DCR (mΩ) max. | I sat (A) typ. | I sat (A) max. | I rms (A) typ. | I rms (A) max. | Fig. |
|---|---|---|---|---|---|---|---|---|---|---|
| DFP3010EF-R47M | 0.47 | ±20 | 1V/1M | 38 | 45 | 5.40 | 4.70 | 4.10 | 3.50 | 2 |
| DFP3010EF-R68M | 0.68 | ±20 | 1V/1M | 60 | 72 | 4.70 | 4.00 | 2.60 | 2.00 | 2 |
| DFP3010EF-1R0M | 1.00 | ±20 | 1V/1M | 78 | 90 | 3.80 | 3.10 | 2.40 | 1.80 | 2 |
| DFP3010EF-2R2M | 2.20 | ±20 | 1V/1M | 130 | 144 | 2.30 | 1.80 | 2.00 | 1.40 | 2 |
| DFP3010EF-3R3M | 3.30 | ±20 | 1V/1M | 200 | 230 | 2.10 | 1.50 | 1.30 | 0.90 | 2 |
| DFP3010EF-4R7M | 4.70 | ±20 | 1V/1M | 300 | 330 | 1.70 | 1.20 | 1.20 | 0.80 | 2 |
| DFP3010EF-6R8M | 6.80 | ±20 | 1V/1M | 435 | 470 | 1.30 | 0.80 | 1.10 | 0.70 | 2 |
| DFP3010EF-100M | 10.0 | ±20 | 1V/1M | 540 | 575 | 1.10 | 0.70 | 0.90 | 0.50 | 2 |

**1008 inch AxBxC=2.5x2.0,C=1.00(Max.) Unit : mm Operating Temperature:-40~+125℃**

| Part Number | Inductance (uH) | Tolerance (%) | Test Frequency (Hz) | DCR (mΩ) typ. | DCR (mΩ) max. | I sat (A) typ. | I sat (A) max. | I rms (A) typ. | I rms (A) max. | Fig. |
|---|---|---|---|---|---|---|---|---|---|---|
| DFP322510BF-R47M | 0.47 | ±20 | 1V/1M | 28 | 34 | 5.00 | 4.00 | 4.00 | 3.50 | 3 |
| DFP322510BF-R68M | 0.68 | ±20 | 1V/1M | 38 | 45 | 4.10 | 3.60 | 3.50 | 3.00 | 3 |
| DFP322510BF-1R0M | 1.00 | ±20 | 1V/1M | 55 | 65 | 3.60 | 3.20 | 2.80 | 2.50 | 3 |
| DFP322510BF-2R2M | 2.20 | ±20 | 1V/1M | 98 | 118 | 2.40 | 2.20 | 1.70 | 1.50 | 3 |
| DFP322510BF-3R3M | 3.30 | ±20 | 1V/1M | 160 | 190 | 2.00 | 1.80 | 1.50 | 1.30 | 3 |
| DFP322510BF-4R7M | 4.70 | ±20 | 1V/1M | 220 | 264 | 1.70 | 1.50 | 1.40 | 1.20 | 3 |
| DFP322510BF-6R8M | 6.80 | ±20 | 1V/1M | 330 | 396 | 1.35 | 1.25 | 1.10 | 1.00 | 3 |
| DFP322510BF-100M | 10.0 | ±20 | 1V/1M | 500 | 600 | 1.20 | 1.10 | 0.90 | 0.80 | 3 |

**1008 inch AxBxC=2.50x2.00,C=1.20(Max.) Unit : mm Operating Temperature:-40~+125℃**

| Part Number | Inductance (uH) | Tolerance (%) | Test Frequency (Hz) | DCR (mΩ) typ. | DCR (mΩ) max. | I sat (A) typ. | I sat (A) max. | I rms (A) typ. | I rms (A) max. | Fig. |
|---|---|---|---|---|---|---|---|---|---|---|
| DFP4010EF-R47M | 0.47 | ±20 | 1V100K | 37 | 43 | 4.30 | / | 3.50 | / | 4 |
| DFP4010EF-R68M | 0.68 | ±20 | 1V100K | 44 | 53 | 3.70 | / | 3.00 | / | 4 |
| DFP4010EF-1R0M | 1.00 | ±20 | 1V100K | 55 | 65 | 3.30 | / | 2.40 | / | 4 |
| DFP4010EF-2R2M | 2.20 | ±20 | 1V100K | 80 | 95 | 2.30 | / | 2.00 | / | 4 |
| DFP4010EF-3R3M | 3.30 | ±20 | 1V100K | 95 | 110 | 1.60 | / | 1.80 | / | 4 |
| DFP4010EF-4R7M | 4.70 | ±20 | 1V100K | 135 | 150 | 1.40 | / | 1.60 | / | 4 |
| DFP4010EF-6R8M | 6.80 | ±20 | 1V100K | 200 | 220 | 1.20 | / | 1.30 | / | 4 |
| DFP4010EF-100M | 10.0 | ±20 | 1V100K | 290 | 320 | 1.00 | / | 1.10 | / | 4 |

# UHP Series



Halogen-free RoHS

## ■ Dimensions （Unit：mm）

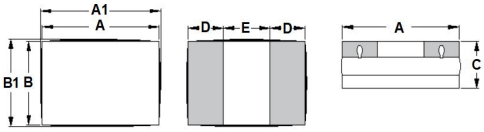


Fig.1

| P/N | A | A1 | B | B1 | C | D | E | Fig. |
|---|---|---|---|---|---|---|---|---|
| UHP160808TF | 1.60±0.15 | 1.80 Max | 0.90±0.15 | 1.10 Max | 0.80 Max | 0.50 ref | 0.60 ref | 1 |
| UHP201208TF | 2.00±0.20 | 2.30 Max | 1.20±0.20 | 1.50 Max | 0.80 Max | 0.70 ref | 0.60 ref | 1 |
| UHP201210RF | 2.00±0.20 | 2.34 Max | 1.20±0.20 | 1.50 Max | 1.00 Max | 0.70 ref | 0.60 ref | 1 |
| UHP201610NF | 2.0-0.1/+0.2 | 2.30 Max | 1.6-0.1/+0.2 | 1.90 Max | 1.0 Max | 0.60 ref | 0.80 ref | 1 |
| UHP252012BF | 2.5-0.1/+0.2 | 2.80 Max | 2.0-0.1/+0.2 | 2.30 Max | 1.2 Max | 0.75±0.30 | 1.00±0.30 | 1 |

## ■ Specifications

**0603 inch AxBxC=1.60x0.90,C=0.80(Max.) Unit : mm Operating Temperature:-40~+125℃**

| Part Number | Inductance (uH) | Tolerance (%) | Test Frequency (Hz) | DCR (mΩ) typ. | DCR (mΩ) max. | I sat (A) typ. | I sat (A) max. | I rms (A) typ. | I rms (A) max. | Fig. |
|---|---|---|---|---|---|---|---|---|---|---|
| UHP160808TF-1R0M | 1.00 | ±20 | 1V/1M | / | 150 | 0.80 | / | 1.15 | / | 1 |
| UHP160808TF-2R2M | 2.20 | ±20 | 1V/1M | / | 345 | 0.52 | / | 0.75 | / | 1 |
| UHP160808TF-4R7M | 4.70 | ±20 | 1V/1M | / | 750 | 0.37 | / | 0.50 | / | 1 |
| UHP160808TF-100M | 10.0 | ±20 | 1V/1M | / | 1760 | 0.21 | / | 0.30 | / | 1 |

**0805 inch AxBxC=2.00x1.20,C=0.80(Max.) Unit : mm Operating Temperature:-40~+125℃**

| Part Number | Inductance (uH) | Tolerance (%) | Test Frequency (Hz) | DCR (mΩ) typ. | DCR (mΩ) max. | I sat (A) typ. | I sat (A) max. | I rms (A) typ. | I rms (A) max. | Fig. |
|---|---|---|---|---|---|---|---|---|---|---|
| UHP201208TF-1R0M | 1.00 | ±20 | 1V/1M | / | 120 | 1.20 | / | 1.50 | / | 1 |
| UHP201208TF-2R2M | 2.20 | ±20 | 1V/1M | / | 295 | 0.86 | / | 0.90 | / | 1 |
| UHP201208TF-4R7M | 4.70 | ±20 | 1V/1M | / | 600 | 0.60 | / | 0.60 | / | 1 |
| UHP201208TF-100M | 10.00 | ±20 | 1V/1M | / | 1320 | 0.35 | / | 0.38 | / | 1 |

# UHP Series



Halogen-free RoHS

## ■ Specifications

0805 inch AxBxC=2.00x1.20,C=1.00(Max.) Unit : mm Operating Temperature:-40~+125℃

| Part Number | Inductance (uH) | Tolerance (%) | Test Frequency (Hz) | DCR (mΩ) ±20% | I sat (A) typ. | I sat (A) max. | I rms (A) typ. | I rms (A) max. | Fig. |
|---|---|---|---|---|---|---|---|---|---|
| UHP201210RF-1R0M | 1.00 | ±20 | 0.5V/7.9M | 62 | 1.10 | / | 2.10 | / | 1 |
| UHP201210RF-2R2M | 2.20 | ±20 | 0.5V/7.9M | 150 | 0.75 | / | 1.40 | / | 1 |
| UHP201210RF-4R7M | 4.70 | ±20 | 0.5V/7.9M | 320 | 0.47 | / | 1.00 | / | 1 |
| UHP201210RF-100M | 10.0 | ±20 | 0.5V/2.5M | 590 | 0.32 | / | 0.60 | / | 1 |

0806 inch AxBxC=2.00x1.60,C=1.00(Max.) Unit : mm Operating Temperature:-40~+125℃

| Part Number | Inductance (uH) | Tolerance (%) | Test Frequency (Hz) | DCR (mΩ) ±20% | I sat (A) typ. | I sat (A) max. | I rms (A) typ. | I rms (A) max. | Fig. |
|---|---|---|---|---|---|---|---|---|---|
| UHP201610NF-R47Y | 0.47 | ±30 | 0.1V/1M | 44 | 3.00 | 2.70 | 2.60 | 2.35 | 1 |
| UHP201610NF-R68Y | 0.68 | ±30 | 0.1V/1M | 62 | 2.45 | 2.00 | 2.25 | 2.05 | 1 |
| UHP201610NF-1R0Y | 1.00 | ±30 | 0.1V/1M | 80 | 1.95 | 1.80 | 1.75 | 1.60 | 1 |
| UHP201610NF-2R2M | 2.20 | ±20 | 0.1V/1M | 145 | 1.45 | 1.26 | 1.35 | 1.20 | 1 |
| UHP201610NF-3R3M | 3.30 | ±20 | 0.1V/1M | 245 | 1.05 | 0.90 | 1.05 | 0.95 | 1 |
| UHP201610NF-4R7M | 4.70 | ±20 | 0.1V/1M | 360 | 0.85 | 0.77 | 1.00 | 0.90 | 1 |
| UHP201610NF-6R8M | 6.80 | ±20 | 0.1V/1M | 500 | 0.80 | 0.72 | 0.70 | 0.55 | 1 |
| UHP201610NF-100M | 10.0 | ±20 | 0.1V/1M | 720 | 0.62 | 0.55 | 0.50 | 0.45 | 1 |
| UHP201610NF-220M | 22.0 | ±20 | 0.1V/1M | 2000 | 0.43 | 0.38 | 0.30 | 0.27 | 1 |

1008 inch AxBxC=2.50x2.00,C=1.20(Max.) Unit : mm Operating Temperature:-40~+125℃

| Part Number | Inductance (uH) | Tolerance (%) | Test Frequency (Hz) | DCR (mΩ) ±20% | I sat (A) typ. | I sat (A) max. | I rms (A) typ. | I rms (A) max. | Fig. |
|---|---|---|---|---|---|---|---|---|---|
| UHP252012BF-R47Y | 0.47 | ±30 | 0.1V/1M | 28 | 4.00 | 3.60 | 3.70 | 3.35 | 1 |
| UHP252012BF-R68Y | 0.68 | ±30 | 0.1V/1M | 36 | 3.00 | 2.70 | 3.30 | 3.00 | 1 |
| UHP252012BF-1R0Y | 1.00 | ±30 | 0.1V/1M | 49 | 2.70 | 2.45 | 2.60 | 2.30 | 1 |
| UHP252012BF-2R2M | 2.20 | ±20 | 0.1V/1M | 80 | 2.15 | 1.95 | 1.85 | 1.65 | 1 |
| UHP252012BF-3R3M | 3.30 | ±20 | 0.1V/1M | 120 | 1.70 | 1.50 | 1.45 | 1.30 | 1 |
| UHP252012BF-4R7M | 4.70 | ±20 | 0.1V/1M | 176 | 1.50 | 1.35 | 1.20 | 1.05 | 1 |
| UHP252012BF-6R8M | 6.80 | ±20 | 0.1V/1M | 250 | 1.15 | 1.00 | 1.00 | 0.90 | 1 |
| UHP252012BF-100M | 10.0 | ±20 | 0.1V/1M | 410 | 0.85 | 0.75 | 0.75 | 0.65 | 1 |
| UHP252012BF-220M | 22.0 | ±20 | 0.1V/1M | 850 | 0.56 | 0.50 | 0.50 | 0.45 | 1 |

# AHP Series




Halogen-free RoHS

■ Dimensions （Unit：mm）

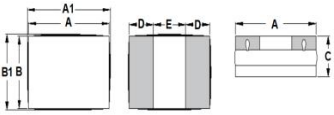


Fig.1

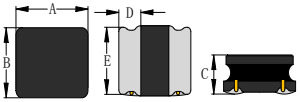


Fig.2

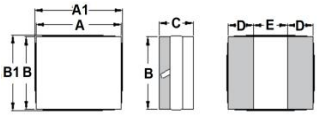


Fig.3

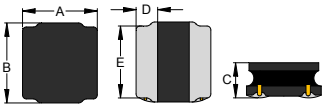


Fig.4

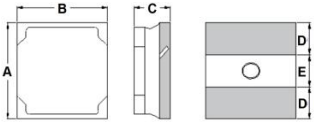


Fig.5

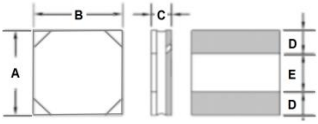


Fig.6

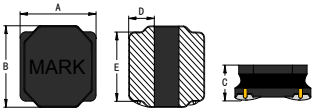


Fig.7

| P/N | A | A1 | B | B1 | C | D | E | Fig. |
|---|---|---|---|---|---|---|---|---|
| AHP201608RA | 2.0 -0.1/+0.2 | 2.3Max | 1.6 -0.1/+0.2 | 1.90Max | 0.80Max | 0.50 ref | 1.00 ref | 1 |
| AHP201610CB | 2.00±0.20 | / | 1.60±0.20 | / | 0.90±0.10 | 0.70±0.30 | 1.60±0.20 | 2 |
| AHP201610FA | 2.0 -0.1/+0.2 | 2.3Max | 1.6 -0.1/+0.2 | 1.90Max | 1.00Max | 0.50 ref | 1.00 ref | 3 |
| AHP201610RA | 2.00±0.20 | 2.3Max | 1.60±0.20 | 1.90Max | 0.90±0.10 | 0.65±0.20 | 0.75±0.20 | 1 |
| AHP201612CB | 2.00±0.20 | / | 1.60±0.20 | / | 1.00±0.20 | 0.70±0.30 | 1.60±0.20 | 2 |
| | | | | | | | | |
| AHP252008RA | 2.5-0.1/+0.2 | 2.8Max | 2.0-0.1/+0.2 | 2.30Max | 0.80Max | 0.75 ref | 1.00 ref | 1 |
| AHP252010CB | 2.50±0.20 | / | 2.00±0.20 | / | 0.90±0.10 | 0.90±0.30 | 2.00±0.20 | 2 |
| AHP252010FA | 2.5-0.1/+0.2 | 2.8Max | 2.0-0.1/+0.2 | 2.30Max | 1.00Max | 0.75 ref | 1.00 ref | 3 |
| AHP252012CB | 2.50±0.20 | / | 2.00±0.20 | / | 1.00±0.20 | 0.90±0.30 | 2.00±0.20 | 2 |
| AHP252012FA | 2.5-0.1/+0.2 | 2.8Max | 2.0-0.1/+0.2 | 2.30Max | 1.20Max | 0.75 ref | 1.00 ref | 3 |
| AHP252012RA | 2.50±0.20 | 2.8Max | 2.00±0.20 | 2.30Max | 1.10±0.10 | 0.80±0.20 | 0.95±0.20 | 1 |
| | | | | | | | | |
| AHP3010CB | 3.00±0.20 | / | 3.00±0.20 | / | 0.90±0.10 | 0.90±0.30 | 2.70±0.30 | 4 |
| AHP3012CB | 3.00±0.20 | / | 3.00±0.20 | / | 1.00±0.20 | 0.90±0.30 | 2.70±0.30 | 4 |
| AHP3012HF | 3.00±0.20 | / | 3.00±0.20 | / | 1.20Max | 1.00ref | 1.00ref | 5 |
| AHP3015CB | 3.00±0.20 | / | 3.00±0.20 | / | 1.30±0.20 | 0.90±0.30 | 2.70±0.30 | 4 |
| AHP3020CB | 3.00±0.20 | / | 3.00±0.20 | / | 1.80±0.20 | 0.90±0.30 | 2.7±0.30 | 4 |
| AHP322512CB | 3.20±0.20 | / | 2.50±0.20 | / | 1.00±0.20 | 1.00±0.30 | 2.5±0.20 | 2 |
| | | | | | | | | |
| AHP4010HF | 4.00±0.20 | / | 4.00±0.20 | / | 1.00Max | 1.20ref | 1.60 ref | 6 |
| AHP4012HF | 4.00±0.20 | / | 4.00±0.20 | / | 1.20Max | 1.40±0.25 | 1.20±0.25 | 6 |
| AHP4012CB | 4.00±0.20 | / | 4.00±0.20 | / | 1.00±0.20 | 1.00±0.30 | 3.50±0.30 | 7 |
| AHP4015CB | 4.00±0.20 | / | 4.00±0.20 | / | 1.30±0.20 | 1.00±0.30 | 3.50±0.30 | 7 |
| AHP4020CB | 4.00±0.20 | / | 4.00±0.20 | / | 1.80±0.20 | 1.10±0.30 | 3.50±0.30 | 7 |

# AHP Series




Halogen-free RoHS

## ■ Specifications

0806 inch AxBxC=2.00x1.60,C=0.80(Max.) Unit : mm Operating Temperature:-40~+125℃

| Part Number | Inductance (uH) | Tolerance (%) | Test Frequency (Hz) | DCR (mΩ) typ. | DCR (mΩ) max. | I sat (A) typ. | I sat (A) max. | I rms (A) typ. | I rms (A) max. | Fig. |
|---|---|---|---|---|---|---|---|---|---|---|
| AHP201608RA-R33M | 0.33 | ±20 | 1V/1M | 55 | 65 | 6.00 | 5.00 | 3.50 | 3.00 | 1 |
| AHP201608RA-R47M | 0.47 | ±20 | 1V/1M | 70 | 84 | 5.00 | 4.00 | 3.00 | 2.70 | 1 |
| AHP201608RA-R68M | 0.68 | ±20 | 1V/1M | 85 | 100 | 4.00 | 3.00 | 2.80 | 2.50 | 1 |
| AHP201608RA-1R0M | 1.00 | ±20 | 1V/1M | 110 | 130 | 3.00 | 2.50 | 2.20 | 1.80 | 1 |
| AHP201608RA-2R2M | 2.20 | ±20 | 1V/1M | 220 | 260 | 2.50 | 2.00 | 1.80 | 1.40 | 1 |
| AHP201608RA-3R3M | 3.30 | ±20 | 1V/1M | 380 | 450 | 1.80 | 1.50 | 1.20 | 1.10 | 1 |
| AHP201608RA-4R7M | 4.70 | ±20 | 1V/1M | 550 | 660 | 1.70 | 1.40 | 1.10 | 1.00 | 1 |
| AHP201608RA-6R8M | 6.80 | ±20 | 1V/1M | 780 | 940 | 1.30 | 1.10 | 0.85 | 0.75 | 1 |
| AHP201608RA-100M | 10.0 | ±20 | 1V/1M | 800 | 960 | 0.90 | 0.80 | 0.80 | 0.70 | 1 |

0806 inch AxBxC=2.00x1.60,C=1.00(Max.) Unit : mm Operating Temperature:-40~+125℃

| Part Number | Inductance (uH) | Tolerance (%) | Test Frequency (Hz) | DCR (mΩ) typ. | DCR (mΩ) max. | I sat (A) typ. | I sat (A) max. | I rms (A) typ. | I rms (A) max. | Fig. |
|---|---|---|---|---|---|---|---|---|---|---|
| AHP201610CB-R47M | 0.47 | ±20 | 1V/1M | 40 | 48 | 7.30 | 6.60 | 4.00 | 3.50 | 2 |
| AHP201610CB-R68M | 0.68 | ±20 | 1V/1M | 50 | 60 | 5.80 | 5.20 | 3.50 | 3.00 | 2 |
| AHP201610CB-1R0M | 1.00 | ±20 | 1V/1M | 71 | 82 | 4.60 | 4.10 | 3.00 | 2.70 | 2 |
| AHP201610CB-2R2M | 2.20 | ±20 | 1V/1M | 156 | 180 | 3.30 | 2.90 | 2.10 | 1.80 | 2 |
| AHP201610CB-3R3M | 3.30 | ±20 | 1V/1M | 235 | 271 | 2.50 | 2.30 | 1.70 | 1.50 | 2 |
| AHP201610CB-4R7M | 4.70 | ±20 | 1V/1M | 355 | 410 | 2.10 | 1.90 | 1.40 | 1.20 | 2 |
| AHP201610CB-6R8M | 6.80 | ±20 | 1V/1M | 525 | 605 | 1.70 | 1.50 | 1.10 | 0.90 | 2 |
| AHP201610CB-100M | 10.0 | ±20 | 1V/1M | 770 | 890 | 1.30 | 1.10 | 0.90 | 0.80 | 2 |

0806 inch AxBxC=2.00x1.60,C=1.00(Max.) Unit : mm Operating Temperature:-40~+125℃

| Part Number | Inductance (uH) | Tolerance (%) | Test Frequency (Hz) | DCR (mΩ) typ. | DCR (mΩ) max. | I sat (A) typ. | I sat (A) max. | I rms (A) typ. | I rms (A) max. | Fig. |
|---|---|---|---|---|---|---|---|---|---|---|
| AHP201610FA-R33M | 0.33 | ±20 | 1V/1M | 18 | 23 | 6.20 | 5.50 | 5.50 (1)<br>5.60 (2) | 5.00 (1)<br>5.20 (2) | 3 |
| AHP201610FA-R47M | 0.47 | ±20 | 1V/1M | 24 | 29 | 5.20 | 4.50 | 4.70 (1)<br>5.30 (2) | 4.30 (1)<br>4.70 (2) | 3 |
| AHP201610FA-R68M | 0.68 | ±20 | 1V/1M | 36 | 44 | 5.10 | 4.40 | 3.90 (1)<br>4.20 (2) | 3.50 (1)<br>3.80 (2) | 3 |
| AHP201610FA-1R0M | 1.00 | ±20 | 1V/1M | 50 | 60 | 4.50 | 4.00 | 3.20 (1)<br>3.40 (2) | 2.90 (1)<br>3.10 (2) | 3 |
| AHP201610FA-2R2M | 2.20 | ±20 | 1V/1M | 100 | 120 | 2.70 | 2.40 | 2.20 (1)<br>2.30 (2) | 2.00 (1)<br>2.10 (2) | 3 |
| AHP201610FA-3R3M | 3.30 | ±20 | 1V/1M | 160 | 192 | 2.00 | 1.70 | 1.80(1)<br>2.00(2) | 1.60(1)<br>1.80(2) | 3 |
| AHP201610FA-4R7M | 4.70 | ±20 | 1V/1M | 180 | 216 | 1.60 | 1.40 | 1.60 (1)<br>1.80 (2) | 1.40 (1)<br>1.60 (2) | 3 |




Halogen-free RoHS

## ■ Specifications

**0806 inch AxBxC=2.00x1.60,C=1.00(Max.) Unit : mm Operating Temperature:-40~+125℃**

| Part Number | Inductance (uH) | Tolerance (%) | Test Frequency (Hz) | DCR (mΩ) typ. | DCR (mΩ) max. | I sat (A) typ. | I sat (A) max. | I rms (A) typ. | I rms (A) max. | Fig. |
|---|---|---|---|---|---|---|---|---|---|---|
| AHP201610RA-R33M | 0.33 | ±20 | 1V/1M | 28 | 33.6 | 5.50 | 5.00 | 5.10 | 4.60 | 1 |
| AHP201610RA-R47M | 0.47 | ±20 | 1V/1M | 41 | 49.2 | 4.80 | 4.40 | 4.50 | 4.00 | 1 |
| AHP201610RA-R68M | 0.68 | ±20 | 1V/1M | 55 | 66 | 4.00 | 3.50 | 3.80 | 3.40 | 1 |
| AHP201610RA-1R0M | 1.00 | ±20 | 1V/1M | 75 | 90 | 3.60 | 3.10 | 3.10 | 2.80 | 1 |
| AHP201610RA-2R2M | 2.20 | ±20 | 1V/1M | 170 | 204 | 2.40 | 2.10 | 1.90 | 1.60 | 1 |
| AHP201610RA-3R3M | 3.30 | ±20 | 1V/1M | 190 | 218 | 1.60 | 1.30 | 1.50 | 1.30 | 1 |
| AHP201610RA-4R7M | 4.70 | ±20 | 1V/1M | 320 | 384 | 1.40 | 1.20 | 1.30 | 1.10 | 1 |
| AHP201610RA-100M | 10.00 | ±20 | 1V/1M | 680 | 800 | 1.00 | 0.85 | 0.80 | 0.70 | 1 |

**0806 inch AxBxC=2.00x1.60,C=1.20(Max.) Unit : mm Operating Temperature:-40~+125℃**

| Part Number | Inductance (uH) | Tolerance (%) | Test Frequency (Hz) | DCR (mΩ) typ. | DCR (mΩ) max. | I sat (A) typ. | I sat (A) max. | I rms (A) typ. | I rms (A) max. | Fig. |
|---|---|---|---|---|---|---|---|---|---|---|
| AHP201612CB-R33M | 0.33 | ±20 | 1V/1M | 32 | 38.4 | 7.60 | 7.10 | 4.50 | 4.20 | 2 |
| AHP201612CB-R47M | 0.47 | ±20 | 1V/1M | 39 | 46.8 | 7.20 | 6.80 | 4.30 | 4.00 | 2 |
| AHP201612CB-R68M | 0.68 | ±20 | 1V/1M | 48 | 57.6 | 6.10 | 5.60 | 3.60 | 3.30 | 2 |
| AHP201612CB-1R0M | 1.00 | ±20 | 1V/1M | 58 | 69.6 | 4.70 | 4.20 | 3.20 | 3.00 | 2 |
| AHP201612CB-2R2M | 2.20 | ±20 | 1V/1M | 118 | 142 | 3.40 | 3.10 | 2.40 | 2.10 | 2 |
| AHP201612CB-3R3M | 3.30 | ±20 | 1V/1M | 195 | 234 | 2.70 | 2.50 | 1.90 | 1.70 | 2 |
| AHP201612CB-4R7M | 4.70 | ±20 | 1V/1M | 300 | 360 | 2.20 | 2.00 | 1.50 | 1.30 | 2 |
| AHP201612CB-100M | 10.0 | ±20 | 1V/1M | 740 | 888 | 1.60 | 1.40 | 0.90 | 0.80 | 2 |

**1008 inch AxBxC=2.50x2.00,C=0.80(Max.) Unit : mm Operating Temperature:-40~+125℃**

| Part Number | Inductance (uH) | Tolerance (%) | Test Frequency (Hz) | DCR (mΩ) typ. | DCR (mΩ) max. | I sat (A) typ. | I sat (A) max. | I rms (A) typ. | I rms (A) max. | Fig. |
|---|---|---|---|---|---|---|---|---|---|---|
| AHP252008RA-R33M | 0.33 | ±20 | 1V/1M | 40 | 55 | 4.80 | 4.30 | 3.90 (1)<br>4.30 (2) | 3.50 (1)<br>3.90 (2) | 1 |
| AHP252008RA-R47M | 0.47 | ±20 | 1V/1M | 45 | 60 | 4.50 | 4.00 | 3.70 (1)<br>4.10 (2) | 3.30 (1)<br>3.70 (2) | 1 |
| AHP252008RA-R68M | 0.68 | ±20 | 1V/1M | 60 | 75 | 4.00 | 3.50 | 3.50 (1)<br>3.70 (2) | 3.00 (1)<br>3.20 (2) | 1 |
| AHP252008RA-1R0M | 1.00 | ±20 | 1V/1M | 70 | 90 | 3.20 | 2.80 | 2.80 (1)<br>3.20 (2) | 2.50 (1)<br>2.80 (2) | 1 |
| AHP252008RA-2R2M | 2.20 | ±20 | 1V/1M | 150 | 180 | 2.00 | 1.80 | 1.80 (1)<br>2.20 (2) | 1.60 (1)<br>1.80 (2) | 1 |
| AHP252008RA-3R3M | 3.30 | ±20 | 1V/1M | 220 | 260 | 1.60 | 1.30 | 1.60 (1)<br>1.80 (2) | 1.30 (1)<br>1.50 (2) | 1 |
| AHP252008RA-4R7M | 4.70 | ±20 | 1V/1M | 360 | 430 | 1.50 | 1.20 | 1.20 (1)<br>1.30 (2) | 1.00 (1)<br>1.10 (2) | 1 |

# AHP Series




Halogen-free RoHS

## ■ Specifications

1008 inch AxBxC=2.50x2.00,C=1.00(Max.) Unit : mm Operating Temperature:-40~+125℃

| Part Number | Inductance (uH) | Tolerance (%) | Test Frequency (Hz) | DCR (mΩ) typ. | DCR (mΩ) max. | I sat (A) typ. | I sat (A) max. | I rms (A) typ. | I rms (A) max. | Fig. |
|---|---|---|---|---|---|---|---|---|---|---|
| AHP252010CB-R33M | 0.33 | ±20 | 1V/1M | 29 | 34.8 | 8.60 | 8.00 | 5.30 | 4.80 | 2 |
| AHP252010CB-R47M | 0.47 | ±20 | 1V/1M | 32 | 34.8 | 7.30 | 6.50 | 4.60 | 4.20 | 2 |
| AHP252010CB-R68M | 0.68 | ±20 | 1V/1M | 46 | 55.2 | 6.00 | 5.50 | 4.00 | 3.60 | 2 |
| AHP252010CB-1R0M | 1.00 | ±20 | 1V/1M | 65 | 78 | 5.20 | 4.80 | 3.40 | 3.10 | 2 |
| AHP252010CB-2R2M | 2.20 | ±20 | 1V/1M | 125 | 150 | 3.20 | 2.70 | 2.50 | 2.20 | 2 |
| AHP252010CB-3R3M | 3.30 | ±20 | 1V/1M | 195 | 234 | 2.60 | 2.30 | 2.00 | 1.80 | 2 |
| AHP252010CB-4R7M | 4.70 | ±20 | 1V/1M | 260 | 312 | 2.30 | 2.00 | 1.70 | 1.50 | 2 |
| AHP252010CB-6R8M | 6.80 | ±20 | 1V/1M | 415 | 498 | 1.80 | 1.60 | 1.30 | 1.10 | 2 |
| AHP252010CB-100M | 10.0 | ±20 | 1V/1M | 615 | 738 | 1.40 | 1.20 | 1.00 | 0.80 | 2 |

1008 inch AxBxC=2.50x2.00,C=1.00(Max.) Unit : mm Operating Temperature:-40~+125℃

| Part Number | Inductance (uH) | Tolerance (%) | Test Frequency (Hz) | DCR (mΩ) typ. | DCR (mΩ) max. | I sat (A) typ. | I sat (A) max. | I rms (A) typ. | I rms (A) max. | Fig. |
|---|---|---|---|---|---|---|---|---|---|---|
| AHP252010FA-R33M | 0.33 | ±20 | 1V/1M | 23 | 28 | 8.00 | 6.50 | 5.30 (1)<br>5.60 (2) | 4.80 (1)<br>5.10 (2) | 3 |
| AHP252010FA-R47M | 0.47 | ±20 | 1V/1M | 27 | 35 | 7.00 | 5.90 | 4.60 (1)<br>5.30 (2) | 4.20 (1)<br>4.80 (2) | 3 |
| AHP252010FA-R68M | 0.68 | ±20 | 1V/1M | 32 | 40 | 5.50 | 4.60 | 4.20 (1)<br>4.40 (2) | 3.80 (1)<br>4.00 (2) | 3 |
| AHP252010FA-1R0M | 1.00 | ±20 | 1V/1M | 44 | 53 | 4.90 | 4.30 | 3.50 (1)<br>3.70 (2) | 3.10( 1)<br>3.40 (2) | 3 |
| AHP252010FA-2R2M | 2.20 | ±20 | 1V/1M | 78 | 93 | 2.80 | 2.30 | 2.60 (1)<br>2.80 (2) | 2.30 (1)<br>2.50 (2) | 3 |
| AHP252010FA-3R3M | 3.30 | ±20 | 1V/1M | 125 | 150 | 2.10 | 1.80 | 2.00 (1)<br>2.20 (2) | 1.80 (1)<br>2.00 (2) | 3 |
| AHP252010FA-4R7M | 4.70 | ±20 | 1V/1M | 180 | 216 | 1.70 | 1.40 | 1.70 (1)<br>1.80 (2) | 1.50 (1)<br>1.60 (2) | 3 |

# AHP Series




Halogen-free RoHS

## ■ Specifications

1008 inch AxBxC=2.50x2.00,C=1.20(Max.) Unit : mm Operating Temperature:-40~+125℃

| Part Number | Inductance (uH) | Tolerance (%) | Test Frequency (Hz) | DCR (mΩ) typ. | DCR (mΩ) max. | I sat (A) typ. | I sat (A) max. | I rms (A) typ. | I rms (A) max. | Fig. |
|---|---|---|---|---|---|---|---|---|---|---|
| AHP252012CB-R33M | 0.33 | ±20 | 1V/1M | 22.5 | 27 | 9.00 | 8.20 | 5.70 | 5.20 | 2 |
| AHP252012CB-R47M | 0.47 | ±20 | 1V/1M | 28 | 33.6 | 8.20 | 7.50 | 5.10 | 4.70 | 2 |
| AHP252012CB-R68M | 0.68 | ±20 | 1V/1M | 34 | 40.8 | 6.80 | 6.20 | 4.70 | 4.30 | 2 |
| AHP252012CB-1R0M | 1.00 | ±20 | 1V/1M | 44 | 53 | 5.40 | 4.80 | 4.00 | 3.70 | 2 |
| AHP252012CB-2R2M | 2.20 | ±20 | 1V/1M | 90 | 108 | 3.30 | 2.80 | 2.90 | 2.60 | 2 |
| AHP252012CB-3R3M | 3.30 | ±20 | 1V/1M | 125 | 150 | 2.60 | 2.20 | 2.50 | 2.20 | 2 |
| AHP252012CB-4R7M | 4.70 | ±20 | 1V/1M | 190 | 228 | 2.40 | 2.10 | 1.90 | 1.70 | 2 |
| AHP252012CB-6R8M | 6.80 | ±20 | 1V/1M | 300 | 360 | 1.90 | 1.70 | 1.60 | 1.40 | 2 |
| AHP252012CB-100M | 10.0 | ±20 | 1V/1M | 450 | 540 | 1.50 | 1.30 | 1.20 | 1.10 | 2 |

1008 inch AxBxC=2.50x2.00,C=1.20(Max.) Unit : mm Operating Temperature:-40~+125℃

| Part Number | Inductance (uH) | Tolerance (%) | Test Frequency (Hz) | DCR (mΩ) typ. | DCR (mΩ) max. | I sat (A) typ. | I sat (A) max. | I rms (A) typ. | I rms (A) max. | Fig. |
|---|---|---|---|---|---|---|---|---|---|---|
| AHP252012FA-R33M | 0.33 | ±20 | 1M/1V | 16 | 21 | 8.00 | 7.20 | 5.50(1)<br>6.50(2) | 5.00(1)<br>5.50(2) | 3 |
| AHP252012FA-R47M | 0.47 | ±20 | 1M/1V | 17 | 23 | 7.40 | 6.70 | 5.00(1)<br>6.00(2) | 4.50(1)<br>5.00(2) | 3 |
| AHP252012FA-R68M | 0.68 | ±20 | 1M/1V | 27 | 32 | 5.50 | 4.90 | 4.30(1)<br>5.00(2) | 3.80(1)<br>4.50(2) | 3 |
| AHP252012FA-1R0M | 1.00 | ±20 | 1M/1V | 34 | 40 | 5.30 | 4.70 | 3.90(1)<br>4.50(2) | 3.30(1)<br>3.80(2) | 3 |
| AHP252012FA-2R2M | 2.20 | ±20 | 1M/1V | 70 | 84 | 3.40 | 3.00 | 2.60(1)<br>3.00(2) | 2.20(1)<br>2.60(2) | 3 |
| AHP252012FA-3R3M | 3.30 | ±20 | 1M/1V | 85 | 100 | 1.50 | 1.30 | 1.40(1)<br>1.60(2) | 1.20(1)<br>1.40(2) | 3 |

# AHP Series




Halogen-free RoHS

## ■ Specifications

1008 inch AxBxC=2.50x2.00,C=1.20(Max.) Unit : mm Operating Temperature:-40~+125℃

| Part Number | Inductance (uH) | Tolerance (%) | Test Frequency (Hz) | DCR (mΩ) typ. | DCR (mΩ) max. | I sat (A) typ. | I sat (A) max. | I rms (A) typ. | I rms (A) max. | Fig. |
|---|---|---|---|---|---|---|---|---|---|---|
| AHP252012RA-R33M | 0.33 | ±20 | 1M/1V | 23 | 28 | 7.00 | 6.00 | 5.10(1)<br>5.60(2) | 4.60(1)<br>5.10(2) | 4 |
| AHP252012RA-R47M | 0.47 | ±20 | 1M/1V | 27 | 35 | 6.00 | 5.00 | 4.80(1)<br>5.30(2) | 4.30(1)<br>4.80(2) | 4 |
| AHP252012RA-R68M | 0.68 | ±20 | 1M/1V | 36 | 45 | 5.00 | 4.50 | 4.00(1)<br>4.50(2) | 3.60(1)<br>4.00(2) | 4 |
| AHP252012RA-1R0M | 1.00 | ±20 | 1M/1V | 45 | 58 | 4.30 | 3.80 | 3.50(1)<br>3.80(2) | 3.20(1)<br>3.50(2) | 4 |
| AHP252012RA-2R2M | 2.20 | ±20 | 1M/1V | 90 | 108 | 3.10 | 2.60 | 2.50(1)<br>2.80(2) | 2.20(1)<br>2.50(2) | 4 |
| AHP252012RA-3R3M | 3.30 | ±20 | 1M/1V | 125 | 150 | 2.20 | 1.90 | 2.10(1)<br>2.50(2) | 1.80(1)<br>2.20(2) | 4 |
| AHP252012RA-4R7M | 4.70 | ±20 | 1M/1V | 190 | 220 | 2.00 | 1.70 | 1.70(1)<br>1.90(2) | 1.40(1)<br>1.60(2) | 4 |
| AHP252012RA-6R8M | 6.80 | ±20 | 1M/1V | 300 | 360 | 1.80 | 1.50 | 1.20(1)<br>1.30(2) | 1.00(1)<br>1.10(2) | 4 |
| AHP252012RA-100M | 10.0 | ±20 | 1M/1V | 420 | 475 | 1.40 | 1.10 | 1.00(1)<br>1.10(2) | 0.90(1)<br>1.00(2) | 4 |
| AHP252012RA-220M | 22.0 | ±20 | 1M/1V | 890 | 1000 | 0.80 | 0.70 | 0.60(1)<br>0.70(2) | 0.50(1)<br>0.60(2) | 4 |

1212 inch AxBxC=3.00x3.00,C=1.00(Max.) Unit : mm Operating Temperature:-40~+125℃

| Part Number | Inductance (uH) | Tolerance (%) | Test Frequency (Hz) | DCR (mΩ) typ. | DCR (mΩ) max. | I sat (A) typ. | I sat (A) max. | I rms (A) typ. | I rms (A) max. | Fig. |
|---|---|---|---|---|---|---|---|---|---|---|
| AHP3010CB-R36M | 0.36 | ±20 | 1M/1V | 30 | 36 | 10.50 | 9.50 | 5.50 | 5.00 | 4 |
| AHP3010CB-R47M | 0.47 | ±20 | 1M/1V | 35 | 42 | 9.20 | 8.20 | 5.00 | 4.50 | 4 |
| AHP3010CB-R68M | 0.68 | ±20 | 1M/1V | 45 | 54 | 8.50 | 8.00 | 4.20 | 3.70 | 4 |
| AHP3010CB-1R0M | 1.00 | ±20 | 1M/1V | 58 | 69.6 | 7.00 | 6.50 | 3.80 | 3.30 | 4 |
| AHP3010CB-2R2M | 2.20 | ±20 | 1M/1V | 115 | 138 | 5.00 | 4.50 | 2.80 | 2.50 | 4 |
| AHP3010CB-3R3M | 3.30 | ±20 | 1M/1V | 170 | 204 | 4.10 | 3.70 | 2.30 | 2.10 | 4 |
| AHP3010CB-4R7M | 4.70 | ±20 | 1M/1V | 240 | 288 | 3.30 | 3.00 | 1.90 | 1.70 | 4 |
| AHP3010CB-6R8M | 6.80 | ±20 | 1M/1V | 450 | 540 | 2.80 | 2.50 | 1.30 | 1.10 | 4 |
| AHP3010CB-100M | 10.0 | ±20 | 1M/1V | 630 | 756 | 2.20 | 2.00 | 1.10 | 0.90 | 4 |

# AHP Series




Halogen-free RoHS

## ■ Specifications

1212 inch AxBxC=3.00x3.00,C=1.20(Max.) Unit : mm Operating Temperature:-40~+125℃

| Part Number | Inductance (uH) | Tolerance (%) | Test Frequency (Hz) | DCR (mΩ) typ. | DCR (mΩ) max. | I sat (A) typ. | I sat (A) max. | I rms (A) typ. | I rms (A) max. | Fig. |
|---|---|---|---|---|---|---|---|---|---|---|
| AHP3012CB-R33M | 0.33 | ±20 | 1V/1M | 22 | 26 | 11.00 | 10.00 | 6.40 | 5.50 | 4 |
| AHP3012CB-R47M | 0.47 | ±20 | 1V/1M | 28 | 34 | 10.00 | 9.00 | 5.50 | 4.70 | 4 |
| AHP3012CB-R68M | 0.68 | ±20 | 1V/1M | 35 | 42 | 8.50 | 7.50 | 5.00 | 4.30 | 4 |
| AHP3012CB-1R0M | 1.00 | ±20 | 1V/1M | 43 | 51.6 | 7.20 | 6.70 | 4.20 | 3.70 | 4 |
| AHP3012CB-2R2M | 2.20 | ±20 | 1V/1M | 92 | 112 | 5.50 | 5.00 | 3.00 | 2.70 | 4 |
| AHP3012CB-3R3M | 3.30 | ±20 | 1V/1M | 126 | 151 | 4.50 | 4.00 | 2.50 | 2.20 | 4 |
| AHP3012CB-4R7M | 4.70 | ±20 | 1V/1M | 190 | 228 | 3.70 | 3.30 | 2.00 | 1.80 | 4 |
| AHP3012CB-6R8M | 6.80 | ±20 | 1V/1M | 250 | 300 | 2.80 | 2.50 | 1.60 | 1.40 | 4 |
| AHP3012CB-100M | 10.0 | ±20 | 1V/1M | 400 | 480 | 2.20 | 2.00 | 1.30 | 1.10 | 4 |

1212 inch AxBxC=3.00x3.00,C=1.20(Max.) Unit : mm Operating Temperature:-40~+125℃

| Part Number | Inductance (uH) | Tolerance (%) | Test Frequency (Hz) | DCR (mΩ) typ. | DCR (mΩ) max. | I sat (A) typ. | I sat (A) max. | I rms (A) typ. | I rms (A) max. | Fig. |
|---|---|---|---|---|---|---|---|---|---|---|
| AHP3012HF-R47M | 0.47 | ±20 | 1V1M | 25 | 30 | 7.50 | 6.50 | 5.20 | 4.20 | 5 |
| AHP3012HF-R68M | 0.68 | ±20 | 1V1M | 32 | 38 | 6.50 | 5.50 | 4.50 | 3.70 | 5 |
| AHP3012HF-1R0M | 1.00 | ±20 | 1V1M | 42 | 49 | 5.20 | 4.50 | 4.00 | 3.50 | 5 |
| AHP3012HF-2R2M | 2.20 | ±20 | 1V1M | 90 | 108 | 3.60 | 3.00 | 2.80 | 2.30 | 5 |
| AHP3012HF-3R3M | 3.30 | ±20 | 1V1M | 130 | 156 | 3.00 | 2.50 | 2.10 | 1.70 | 5 |
| AHP3012HF-4R7M | 4.70 | ±20 | 1V1M | 180 | 216 | 2.60 | 2.30 | 1.80 | 1.50 | 5 |
| AHP3012HF-6R8M | 6.80 | ±20 | 1V1M | 250 | 300 | 2.20 | 1.90 | 1.50 | 1.30 | 5 |
| AHP3012HF-100M | 10.0 | ±20 | 1V1M | 290 | 350 | 1.50 | 1.30 | 1.40 | 1.20 | 5 |

1212 inch AxBxC=3.00x3.00,C=1.50(Max.) Unit : mm Operating Temperature:-40~+125℃

| Part Number | Inductance (uH) | Tolerance (%) | Test Frequency (Hz) | DCR (mΩ) typ. | DCR (mΩ) max. | I sat (A) typ. | I sat (A) max. | I rms (A) typ. | I rms (A) max. | Fig. |
|---|---|---|---|---|---|---|---|---|---|---|
| AHP3015CB-R47M | 0.47 | ±20 | 1V1M | 25 | 30 | 12.00 | 10.00 | 5.80 | 5.10 | 4 |
| AHP3015CB-R68M | 0.68 | ±20 | 1V1M | 32 | 38.4 | 10.00 | 9.00 | 5.20 | 4.70 | 4 |
| AHP3015CB-1R0M | 1.00 | ±20 | 1V1M | 42 | 50.4 | 9.10 | 8.10 | 4.60 | 4.00 | 4 |
| AHP3015CB-2R2M | 2.20 | ±20 | 1V1M | 68 | 81.6 | 6.10 | 5.60 | 3.60 | 3.10 | 4 |
| AHP3015CB-3R3M | 3.30 | ±20 | 1V1M | 116 | 140 | 5.10 | 4.60 | 2.90 | 2.60 | 4 |
| AHP3015CB-4R7M | 4.70 | ±20 | 1V1M | 115 | 186 | 4.40 | 4.00 | 2.40 | 2.10 | 4 |
| AHP3015CB-6R8M | 6.80 | ±20 | 1V1M | 210 | 260 | 3.40 | 3.00 | 2.10 | 1.80 | 4 |
| AHP3015CB-100M | 10.0 | ±20 | 1V1M | 370 | 444 | 2.90 | 2.50 | 1.60 | 1.30 | 4 |

# AHP Series




Halogen-free RoHS

## ■ Specifications

1212 inch AxBxC=3.00x3.00,C=2.00(Max.) Unit : mm Operating Temperature:-40~+125℃

| Part Number | Inductance (uH) | Tolerance (%) | Test Frequency (Hz) | DCR (mΩ) typ. | DCR (mΩ) max. | I sat (A) typ. | I sat (A) max. | I rms (A) typ. | I rms (A) max. | Fig. |
|---|---|---|---|---|---|---|---|---|---|---|
| AHP3020CB-R47M | 0.47 | ±20 | 1V1M | 24 | 28.8 | 13.00 | 11.00 | 6.10 | 5.50 | 4 |
| AHP3020CB-R68M | 0.68 | ±20 | 1V1M | 29 | 34.8 | 11.00 | 10.00 | 5.40 | 4.90 | 4 |
| AHP3020CB-1R0M | 1.00 | ±20 | 1V1M | 39 | 46.8 | 9.50 | 8.50 | 4.70 | 4.20 | 4 |
| AHP3020CB-2R2M | 2.20 | ±20 | 1V1M | 63 | 75.6 | 7.10 | 6.60 | 3.70 | 3.30 | 4 |
| AHP3020CB-3R3M | 3.30 | ±20 | 1V1M | 100 | 120 | 6.50 | 5.50 | 3.10 | 2.80 | 4 |
| AHP3020CB-4R7M | 4.70 | ±20 | 1V1M | 133 | 160 | 5.50 | 5.00 | 2.60 | 2.30 | 4 |
| AHP3020CB-6R8M | 6.80 | ±20 | 1V1M | 190 | 228 | 4.50 | 4.00 | 2.30 | 2.00 | 4 |
| AHP3020CB-100M | 10.0 | ±20 | 1V1M | 280 | 336 | 3.40 | 2.90 | 1.80 | 1.50 | 4 |
| AHP3020CB-220M | 22.0 | ±20 | 1V1M | 590 | 708 | 2.40 | 2.00 | 1.10 | 0.90 | 4 |

1310 inch AxBxC=3.20x2.50,C=1.20(Max.) Unit : mm Operating Temperature:-40~+125℃

| Part Number | Inductance (uH) | Tolerance (%) | Test Frequency (Hz) | DCR (mΩ) typ. | DCR (mΩ) max. | I sat (A) typ. | I sat (A) max. | I rms (A) typ. | I rms (A) max. | Fig. |
|---|---|---|---|---|---|---|---|---|---|---|
| AHP322512CB-R47M | 0.47 | ±20 | 1V1M | 28 | 33.6 | 8.00 | 7.20 | 5.20 | 4.80 | 2 |
| AHP322512CB-R68M | 0.68 | ±20 | 1V1M | 35 | 42 | 6.80 | 6.00 | 4.80 | 4.40 | 2 |
| AHP322512CB-1R0M | 1.00 | ±20 | 1V1M | 47 | 56.4 | 5.80 | 5.10 | 4.20 | 3.80 | 2 |
| AHP322512CB-2R2M | 2.20 | ±20 | 1V1M | 86 | 104 | 3.70 | 3.30 | 3.20 | 2.80 | 2 |
| AHP322512CB-3R3M | 3.30 | ±20 | 1V1M | 128 | 154 | 3.20 | 2.80 | 2.70 | 2.40 | 2 |
| AHP322512CB-4R7M | 4.70 | ±20 | 1V1M | 190 | 228 | 2.90 | 2.50 | 2.30 | 2.00 | 2 |
| AHP322512CB-6R8M | 6.80 | ±20 | 1V1M | 290 | 348 | 2.40 | 2.10 | 1.80 | 1.60 | 2 |
| AHP322512CB-100M | 10.0 | ±20 | 1V1M | 440 | 528 | 1.90 | 1.70 | 1.40 | 1.30 | 2 |
| AHP322512CB-220M | 22.0 | ±20 | 1V1M | 910 | 1092 | 1.30 | 1.10 | 1.00 | 0.85 | 2 |
| AHP322512CB-330M | 33.0 | ±20 | 1V1M | 1350 | 1620 | 1.00 | 0.90 | 0.70 | 0.60 | 2 |

1616 inch AxBxC=4.00x4.00,C=1.00(Max.) Unit : mm Operating Temperature:-40~+125℃

| Part Number | Inductance (uH) | Tolerance (%) | Test Frequency (Hz) | DCR (mΩ) typ. | DCR (mΩ) max. | I sat (A) typ. | I sat (A) max. | I rms (A) typ. | I rms (A) max. | Fig. |
|---|---|---|---|---|---|---|---|---|---|---|
| AHP4010HF-R47M | 0.47 | ±20 | 1V100K | 38 | 45 | 8.00 | 7.00 | 4.50 | 4.00 | 6 |
| AHP4010HF-R68M | 0.68 | ±20 | 1V100K | 50 | 60 | 7.00 | 6.00 | 4.00 | 3.50 | 6 |
| AHP4010HF-1R0M | 1.00 | ±20 | 1V100K | 59 | 69 | 6.00 | 5.00 | 3.50 | 3.20 | 6 |
| AHP4010HF-2R2M | 2.20 | ±20 | 1V100K | 75 | 90 | 3.10 | 2.60 | 3.00 | 2.50 | 6 |
| AHP4010HF-3R3M | 3.30 | ±20 | 1V100K | 115 | 140 | 2.80 | 2.30 | 2.50 | 2.00 | 6 |
| AHP4010HF-4R7M | 4.70 | ±20 | 1V100K | 200 | 240 | 2.50 | 2.00 | 2.10 | 1.70 | 6 |
| AHP4010HF-6R8M | 6.80 | ±20 | 1V100K | 300 | 360 | 2.10 | 1.80 | 1.60 | 1.40 | 6 |
| AHP4010HF-100M | 10.0 | ±20 | 1V100K | 440 | 510 | 1.80 | 1.50 | 1.40 | 1.20 | 6 |

# AHP Series




Halogen-free RoHS

## ■ Specifications

| 1616 inch AxBxC=4.00x4.00,C=1.20(Max.) Unit : mm | | | | | | | | | | Operating Temperature:-40~+125℃ |
|---|---|---|---|---|---|---|---|---|---|---|
| Part Number | Inductance (uH) | Tolerance (%) | Test Frequency (Hz) | DCR (mΩ) typ. | DCR (mΩ) max. | I sat (A) typ. | I sat (A) max. | I rms (A) typ. | I rms (A) max. | Fig. |
| AHP4012HF-R47M | 0.47 | ±20 | 1V100K | 28 | 33 | 10.00 | 8.00 | 6.00 | 5.00 | 6 |
| AHP4012HF-R68M | 0.68 | ±20 | 1V100K | 36 | 43 | 8.00 | 7.00 | 5.00 | 4.00 | 6 |
| AHP4012HF-1R0M | 1.00 | ±20 | 1V100K | 40 | 50 | 6.50 | 5.50 | 3.80 | 3.50 | 6 |
| AHP4012HF-2R2M | 2.20 | ±20 | 1V100K | 65 | 78 | 4.50 | 4.00 | 3.40 | 3.00 | 6 |
| AHP4012HF-3R3M | 3.30 | ±20 | 1V100K | 100 | 120 | 4.00 | 3.30 | 2.80 | 2.50 | 6 |
| AHP4012HF-4R7M | 4.70 | ±20 | 1V100K | 125 | 145 | 3.00 | 2.70 | 2.30 | 2.00 | 6 |
| AHP4012HF-6R8M | 6.80 | ±20 | 1V100K | 150 | 180 | 2.20 | 1.90 | 2.10 | 1.80 | 6 |
| AHP4012HF-100M | 10.0 | ±20 | 1V100K | 280 | 330 | 2.00 | 1.70 | 1.60 | 1.40 | 6 |

| 1616 inch AxBxC=4.00x4.00,C=1.20(Max.) Unit : mm | | | | | | | | | | Operating Temperature:-40~+125℃ |
|---|---|---|---|---|---|---|---|---|---|---|
| Part Number | Inductance (uH) | Tolerance (%) | Test Frequency (Hz) | DCR (mΩ) typ. | DCR (mΩ) max. | I sat (A) typ. | I sat (A) max. | I rms (A) typ. | I rms (A) max. | Fig. |
| AHP4012CB-R47M | 0.47 | ±20 | 1V1M | 24.5 | 29.4 | 10.00 | 9.00 | 5.80 | 5.20 | 7 |
| AHP4012CB-R68M | 0.68 | ±20 | 1V1M | 32 | 38.4 | 9.00 | 8.30 | 5.00 | 4.40 | 7 |
| AHP4012CB-1R0M | 1.00 | ±20 | 1V1M | 38 | 45.6 | 7.50 | 6.80 | 4.50 | 4.00 | 7 |
| AHP4012CB-2R2M | 2.20 | ±20 | 1V1M | 72 | 86.4 | 5.60 | 5.10 | 3.90 | 3.50 | 7 |
| AHP4012CB-3R3M | 3.30 | ±20 | 1V1M | 94 | 113 | 4.60 | 4.20 | 3.20 | 2.80 | 7 |
| AHP4012CB-4R7M | 4.70 | ±20 | 1V1M | 125 | 150 | 3.70 | 3.30 | 2.70 | 2.40 | 7 |
| AHP4012CB-6R8M | 6.80 | ±20 | 1V1M | 163 | 196 | 3.00 | 2.60 | 2.20 | 2.00 | 7 |
| AHP4012CB-100M | 10.00 | ±20 | 1V1M | 245 | 294 | 2.40 | 2.20 | 1.80 | 1.60 | 7 |

| 1616 inch AxBxC=4.00x4.00,C=1.50(Max.) Unit : mm | | | | | | | | | | Operating Temperature:-40~+125℃ |
|---|---|---|---|---|---|---|---|---|---|---|
| Part Number | Inductance (uH) | Tolerance (%) | Test Frequency (Hz) | DCR (mΩ) typ. | DCR (mΩ) max. | I sat (A) typ. | I sat (A) max. | I rms (A) typ. | I rms (A) max. | Fig. |
| AHP4015CB-R47M | 0.47 | ±20 | 1V1M | 16 | 19.6 | 11.30 | 10.50 | 7.00 | 6.50 | 7 |
| AHP4015CB-R68M | 0.68 | ±20 | 1V1M | 21.3 | 25.6 | 9.70 | 9.00 | 6.20 | 5.80 | 7 |
| AHP4015CB-1R0M | 1.00 | ±20 | 1V1M | 30.3 | 36.4 | 9.00 | 8.30 | 5.30 | 5.00 | 7 |
| AHP4015CB-2R2M | 2.20 | ±20 | 1V1M | 50 | 60 | 6.00 | 5.50 | 4.50 | 4.00 | 7 |
| AHP4015CB-3R3M | 3.30 | ±20 | 1V1M | 80 | 96 | 5.10 | 4.60 | 3.50 | 3.10 | 7 |
| AHP4015CB-4R7M | 4.70 | ±20 | 1V1M | 108 | 130 | 4.00 | 3.50 | 3.00 | 2.60 | 7 |
| AHP4015CB-6R8M | 6.80 | ±20 | 1V1M | 160 | 192 | 3.40 | 3.00 | 2.40 | 2.20 | 7 |
| AHP4015CB-100M | 10.0 | ±20 | 1V1M | 235 | 282 | 2.90 | 2.60 | 1.90 | 1.70 | 7 |
| AHP4015CB-220M | 22.0 | ±20 | 1V1M | 485 | 582 | 2.00 | 1.80 | 1.30 | 1.20 | 7 |
| AHP4015CB-330M | 33.0 | ±20 | 1V1M | 650 | 780 | 1.50 | 1.30 | 1.10 | 1.00 | 7 |

# AHP Series




Halogen-free RoHS

## ■ Specifications

1616 inch AxBxC=4.00x4.00,C=2.00(Max.) Unit : mm Operating Temperature:-40~+125

| Part Number | Inductance (uH) | Tolerance (%) | Test Frequency (Hz) | DCR (mΩ) typ. | DCR (mΩ) max. | I sat (A) typ. | I sat (A) max. | I rms (A) typ. | I rms (A) max. | Fig. |
|---|---|---|---|---|---|---|---|---|---|---|
| AHP4020CB-R36M | 0.36 | ±20 | 1V1M | 13 | 14.5 | 20.00 | 17.00 | 8.40 | 7.40 | 7 |
| AHP4020CB-R47M | 0.47 | ±20 | 1V1M | 14 | 16.1 | 17.00 | 15.00 | 8.00 | 7.00 | 7 |
| AHP4020CB-R68M | 0.68 | ±20 | 1V1M | 18 | 20.7 | 13.00 | 10.00 | 7.40 | 6.40 | 7 |
| AHP4020CB-1R0M | 1.00 | ±20 | 1V1M | 22 | 26 | 11.50 | 9.00 | 6.70 | 5.80 | 7 |
| AHP4020CB-2R2M | 2.20 | ±20 | 1V1M | 40 | 48 | 8.00 | 6.60 | 5.00 | 4.30 | 7 |
| AHP4020CB-3R3M | 3.30 | ±20 | 1V1M | 60 | 72 | 6.50 | 5.40 | 4.00 | 3.50 | 7 |
| AHP4020CB-4R7M | 4.70 | ±20 | 1V1M | 86 | 104 | 5.50 | 4.70 | 3.30 | 2.90 | 7 |
| AHP4020CB-6R8M | 6.80 | ±20 | 1V1M | 121 | 145 | 5.00 | 4.10 | 2.80 | 2.40 | 7 |
| AHP4020CB-100M | 10.0 | ±20 | 1V1M | 180 | 216 | 4.10 | 3.30 | 2.40 | 2.00 | 7 |
| AHP4020CB-220M | 22.0 | ±20 | 1V1M | 400 | 460 | 2.50 | 2.00 | 1.40 | 1.20 | 7 |

# HPC Series




Halogen-free RoHS

■ Dimensions （Unit：mm）

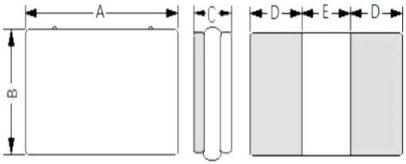


Fig.1

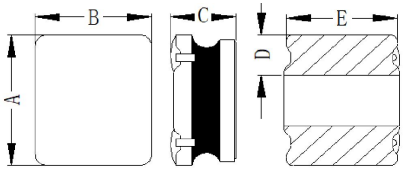


Fig.2

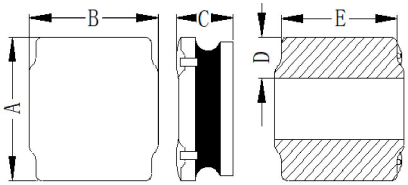


Fig.3

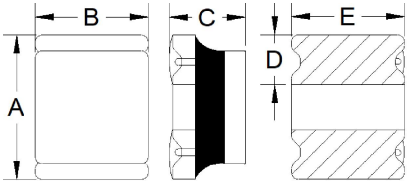


Fig.4

| P/N | A | B | C | D | E | Fig. |
|---|---|---|---|---|---|---|
| HPC160809TF | 1.60±0.15 | 0.90±0.15 | 0.95 Max | 0.50 ref | 0.60 ref | 1 |
| | | | | | | |
| HPC201610BM | 2.00±0.20 | 1.60±0.20 | 0.90±0.10 | 0.70±0.30 | 1.60±0.20 | 2 |
| HPC201612BM | 2.00±0.20 | 1.60±0.20 | 1.00±0.20 | 0.70±0.30 | 1.60±0.20 | 2 |
| HPC252010BM | 2.50±0.20 | 2.00±0.20 | 0.90±0.10 | 0.90±0.30 | 2.00±0.20 | 2 |
| HPC252012BM | 2.50±0.20 | 2.00±0.20 | 1.00±0.20 | 0.90±0.30 | 2.00±0.20 | 2 |
| | | | | | | |
| HPC3010BM | 3.00±0.20 | 3.00±0.20 | 0.90±0.10 | 0.90±0.30 | 2.70±0.30 | 3 |
| HPC3012BM | 3.00±0.20 | 3.00±0.20 | 1.00±0.20 | 0.90±0.30 | 2.70±0.30 | 3 |
| HPC3015BM | 3.00±0.20 | 3.00±0.20 | 1.30±0.20 | 0.90±0.30 | 2.70±0.30 | 3 |
| HPC322512BM | 3.20±0.20 | 2.50±0.20 | 1.00±0.20 | 1.00±0.30 | 2.50±0.20 | 2 |
| HPC322517BM | 3.20±0.30 | 2.50±0.20 | 1.50±0.20 | 1.10±0.30 | 2.50±0.20 | 4 |
| HPC322522BM | 3.20±0.30 | 2.50±0.20 | 2.00±0.20 | 1.00±0.30 | 2.50±0.20 | 4 |

# HPC Series




Halogen-free RoHS

■ Dimensions

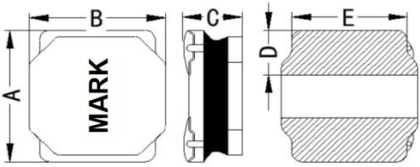


Fig.5

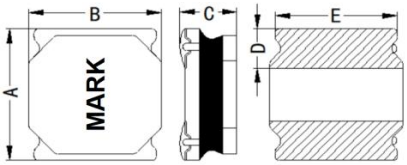


Fig.6

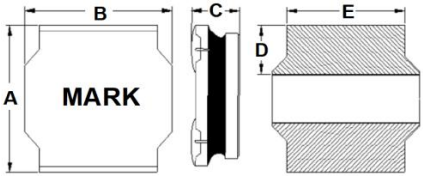


Fig.7

| P/N | A（mm） | B（mm） | C（mm） | D（mm） | E（mm） | Fig. |
|---|---|---|---|---|---|---|
| HPC4010BM | 4.00±0.20 | 4.00±0.20 | 0.90±0.10 | 1.20±0.30 | 3.50±0.30 | 5 |
| HPC4012BM | 4.00±0.20 | 4.00±0.20 | 1.00±0.20 | 1.20±0.30 | 3.50±0.30 | 5 |
| HPC4018BM | 4.00±0.20 | 4.00±0.20 | 1.60±0.20 | 1.10±0.20 | 3.50±0.30 | 5 |
| HPC4020BM | 4.00±0.20 | 4.00±0.20 | 1.80±0.20 | 1.20±0.30 | 3.40±0.30 | 5 |
| HPC4030NF | 4.00±0.20 | 4.00±0.20 | 2.80±0.20 | 1.35±0.30 | 3.40±0.30 | 5 |
| | | | | | | |
| HPC5020NF | 5.00±0.20 | 5.00±0.20 | 1.80±0.20 | 1.30±0.30 | 4.40±0.50 | 6 |
| HPC5030NF | 5.00±0.20 | 5.00±0.20 | 2.80±0.20 | 1.30±0.30 | 4.70±0.30 | 5 |
| HPC5040NF | 4.95±0.20 | 4.95±0.20 | 3.90±0.20≤10 uH<br>3.80±0.20＞10 uH | 1.30±0.30 | 4.20±0.50 | 5 |
| | | | | | | |
| HPC6020NF | 6.00±0.20 | 6.00±0.20 | 1.80±0.20 | 1.60±0.30 | 5.40±1.00 | 6 |
| HPC6028NF | 6.00±0.20 | 6.00±0.20 | 2.60±0.20 | 1.60±0.30 | 5.40±1.00 | 6 |
| HPC6045NC | 6.00±0.30 | 6.00±0.30 | 4.20±0.30 | 1.90±0.30 | 4.80±0.50 | 7 |
| | | | | | | |
| HPC8040NC | 8.00±0.30 | 8.00±0.30 | 4.2 Max＜10uH<br>3.70±0.30≥10uH | 2.40±0.30 | 6.30±0.50 | 7 |

# HPC Series




Halogen-free RoHS

## ■ Specifications

**0604 inch AxBxC=1.60x0.90,C=0.95(Max.) Unit : mm Operating Temperature:-40~+125℃**

| Part Number | Inductance (uH) | Tolerance (%) | Test Frequency (Hz) | DCR (mΩ) ±20% | I sat (A) typ. | I sat (A) max. | I rms (A) typ. | I rms (A) max. | Fig. |
|---|---|---|---|---|---|---|---|---|---|
| HPC160809TF-1R0M | 1.00 | ±20 | 0.5V/7.9M | 120 | 0.80 | / | 0.90 | / | 1 |
| HPC160809TF-2R2M | 2.20 | ±20 | 0.5V/7.9M | 240 | 0.40 | / | 0.45 | / | 1 |
| HPC160809TF-4R7M | 4.70 | ±20 | 0.5V/7.9M | 460 | 0.30 | / | 0.35 | / | 1 |
| HPC160809TF-100M | 10.0 | ±20 | 0.5V/2.5M | 930 | 0.20 | / | 0.25 | / | 1 |

**0806 inch AxBxC=2.00x1.60,C=1.00(Max.) Unit : mm Operating Temperature:-40~+125℃**

| Part Number | Inductance (uH) | Tolerance (%) | Test Frequency (Hz) | DCR (mΩ) typ. | DCR (mΩ) max. | I sat (A) typ. | I sat (A) max. | I rms (A) typ. | I rms (A) max. | Fig. |
|---|---|---|---|---|---|---|---|---|---|---|
| HPC201610BM-R33M | 0.33 | ±20 | 1V/100K | 29 | 34.8 | 3.30 | 3.00 | 4.60 | 4.00 | 2 |
| HPC201610BM-R47M | 0.47 | ±20 | 1V/100K | 37 | 45 | 2.90 | 2.70 | 4.00 | 3.70 | 2 |
| HPC201610BM-R68M | 0.68 | ±20 | 1V/100K | 50 | 60 | 2.50 | 2.30 | 3.60 | 3.30 | 2 |
| HPC201610BM-1R0M | 1.00 | ±20 | 1V/100K | 67 | 80.4 | 2.00 | 1.80 | 3.10 | 2.80 | 2 |
| HPC201610BM-2R2M | 2.20 | ±20 | 1V/100K | 140 | 168 | 1.30 | 1.10 | 2.10 | 1.90 | 2 |
| HPC201610BM-3R3M | 3.30 | ±20 | 1V/100K | 210 | 252 | 1.10 | 0.95 | 1.70 | 1.40 | 2 |
| HPC201610BM-4R7M | 4.70 | ±20 | 1V/100K | 395 | 474 | 0.90 | 0.80 | 1.30 | 1.10 | 2 |
| HPC201610BM-6R8M | 6.80 | ±20 | 1V/100K | 480 | 576 | 0.80 | 0.75 | 0.90 | 0.80 | 2 |
| HPC201610BM-8R2M | 8.20 | ±20 | 1V/100K | 630 | 756 | 0.70 | 0.65 | 0.80 | 0.70 | 2 |

**0806 inch AxBxC=2.00x1.60,C=1.20(Max.) Unit : mm Operating Temperature:-40~+125℃**

| Part Number | Inductance (uH) | Tolerance (%) | Test Frequency (Hz) | DCR (mΩ) typ. | DCR (mΩ) max. | I sat (A) typ. | I sat (A) max. | I rms (A) typ. | I rms (A) max. | Fig. |
|---|---|---|---|---|---|---|---|---|---|---|
| HPC201612BM-R47M | 0.47 | ±20 | 1V/100K | 35 | 42 | 3.10 | 2.90 | 4.20 | 3.90 | 2 |
| HPC201612BM-R68M | 0.68 | ±20 | 1V/100K | 45 | 54 | 2.60 | 2.40 | 3.80 | 3.50 | 2 |
| HPC201612BM-1R0M | 1.00 | ±20 | 1V/100K | 60 | 72 | 2.10 | 1.90 | 3.20 | 2.90 | 2 |
| HPC201612BM-2R2M | 2.20 | ±20 | 1V/100K | 130 | 156 | 1.40 | 1.20 | 2.20 | 2.00 | 2 |
| HPC201612BM-3R3M | 3.30 | ±20 | 1V/100K | 190 | 228 | 1.15 | 1.00 | 1.80 | 1.50 | 2 |
| HPC201612BM-4R7M | 4.70 | ±20 | 1V/100K | 350 | 420 | 0.95 | 0.85 | 1.40 | 1.20 | 2 |
| HPC201612BM-6R8M | 6.80 | ±20 | 1V/100K | 460 | 552 | 0.82 | 0.76 | 1.00 | 0.90 | 2 |
| HPC201612BM-100M | 10.0 | ±20 | 1V/100K | 650 | 780 | 0.65 | 0.60 | 0.78 | 0.70 | 2 |

# HPC Series




Halogen-free RoHS

## ■ Specifications

1008 inch AxBxC=2.5x2.0,C=1.00(Max.) Unit : mm Operating Temperature:-40~+125℃

| Part Number | Inductance (uH) | Tolerance (%) | Test Frequency (Hz) | DCR (mΩ) typ. | DCR (mΩ) max. | I sat (A) typ. | I sat (A) max. | I rms (A) typ. | I rms (A) max. | Fig. |
|---|---|---|---|---|---|---|---|---|---|---|
| HPC252010BM-R47M | 0.47 | ±20 | 1V/100K | 29 | 35 | 3.30 | 3.00 | 3.00 | 2.80 | 2 |
| HPC252010BM-R68M | 0.68 | ±20 | 1V/100K | 39 | 47 | 2.80 | 2.60 | 2.80 | 2.60 | 2 |
| HPC252010BM-1R0M | 1.00 | ±20 | 1V/100K | 60 | 72 | 2.50 | 2.30 | 2.60 | 2.40 | 2 |
| HPC252010BM-2R2M | 2.20 | ±20 | 1V/100K | 110 | 132 | 1.50 | 1.30 | 2.00 | 1.80 | 2 |
| HPC252010BM-3R3M | 3.30 | ±20 | 1V/100K | 170 | 204 | 1.30 | 1.10 | 1.70 | 1.50 | 2 |
| HPC252010BM-4R7M | 4.70 | ±20 | 1V/100K | 250 | 300 | 1.20 | 1.10 | 1.40 | 1.20 | 2 |
| HPC252010BM-6R8M | 6.80 | ±20 | 1V/100K | 370 | 444 | 0.95 | 0.85 | 1.20 | 1.00 | 2 |
| HPC252010BM-100M | 10.0 | ±20 | 1V/100K | 460 | 552 | 0.75 | 0.65 | 1.00 | 0.80 | 2 |
| HPC252010BM-150M | 15.0 | ±20 | 1V/100K | 770 | 924 | 0.62 | 0.57 | 0.80 | 0.65 | 2 |

1008 inch AxBxC=2.50x2.00,C=1.20(Max.) Unit : mm Operating Temperature:-40~+125℃

| Part Number | Inductance (uH) | Tolerance (%) | Test Frequency (Hz) | DCR (mΩ) typ. | DCR (mΩ) max. | I sat (A) typ. | I sat (A) max. | I rms (A) typ. | I rms (A) max. | Fig. |
|---|---|---|---|---|---|---|---|---|---|---|
| HPC252012BM-R33M | 0.33 | ±20 | 1V/100K | 20 | 24 | 4.80 | 4.40 | 5.20 | 4.80 | 2 |
| HPC252012BM-R47M | 0.47 | ±20 | 1V/100K | 26 | 32 | 4.30 | 4.00 | 4.80 | 4.50 | 2 |
| HPC252012BM-R68M | 0.68 | ±20 | 1V/100K | 37 | 45 | 3.70 | 3.50 | 4.40 | 4.00 | 2 |
| HPC252012BM-1R0M | 1.00 | ±20 | 1V/100K | 50 | 60 | 3.00 | 2.80 | 3.60 | 3.30 | 2 |
| HPC252012BM-2R2M | 2.20 | ±20 | 1V/100K | 94 | 113 | 2.10 | 1.90 | 2.70 | 2.30 | 2 |
| HPC252012BM-3R3M | 3.30 | ±20 | 1V/100K | 126 | 152 | 1.70 | 1.50 | 2.20 | 1.90 | 2 |
| HPC252012BM-4R7M | 4.70 | ±20 | 1V/100K | 225 | 270 | 1.50 | 1.30 | 1.80 | 1.60 | 2 |
| HPC252012BM-6R8M | 6.80 | ±20 | 1V/100K | 310 | 372 | 1.20 | 1.10 | 1.50 | 1.30 | 2 |
| HPC252012BM-100M | 10.0 | ±20 | 1V/100K | 495 | 594 | 1.00 | 0.90 | 1.30 | 1.10 | 2 |
| HPC252012BM-220M | 22.0 | ±20 | 1V/100K | 908 | 1090 | 0.63 | 0.58 | 0.80 | 0.60 | 2 |

1212 inch AxBxC=3.00x3.00,C=1.00(Max.) Unit : mm Operating Temperature:-40~+125℃

| Part Number | Inductance (uH) | Tolerance (%) | Test Frequency (Hz) | DCR (mΩ) typ. | DCR (mΩ) max. | I sat (A) typ. | I sat (A) max. | I rms (A) typ. | I rms (A) max. | Fig. |
|---|---|---|---|---|---|---|---|---|---|---|
| HPC3010BM-1R0M | 1.00 | ±20 | 1V/100K | 56 | 67 | 2.40 | 2.20 | 3.40 | 3.00 | 3 |
| HPC3010BM-2R2M | 2.20 | ±20 | 1V/100K | 100 | 120 | 1.80 | 1.60 | 2.60 | 2.30 | 3 |
| HPC3010BM-3R3M | 3.30 | ±20 | 1V/100K | 130 | 156 | 1.40 | 1.20 | 2.20 | 1.90 | 3 |
| HPC3010BM-4R7M | 4.70 | ±20 | 1V/100K | 190 | 228 | 1.30 | 1.20 | 1.80 | 1.50 | 3 |
| HPC3010BM-6R8M | 6.80 | ±20 | 1V/100K | 260 | 312 | 1.10 | 1.00 | 1.50 | 1.30 | 3 |
| HPC3010BM-100M | 10.0 | ±20 | 1V/100K | 420 | 504 | 0.80 | 0.70 | 1.10 | 1.00 | 3 |
| HPC3010BM-220M | 22.0 | ±20 | 1V/100K | 760 | 912 | 0.50 | 0.45 | 0.70 | 0.60 | 3 |
| HPC3010BM-330M | 33.0 | ±20 | 1V/100K | 1270 | 1524 | 0.45 | 0.40 | 0.60 | 0.50 | 3 |




Halogen-free RoHS

## ■ Specifications

**1212 inch AxBxC=3.00x3.00,C=1.20(Max.) Unit : mm Operating Temperature:-40~+125℃**

| Part Number | Inductance (uH) | Tolerance (%) | Test Frequency (Hz) | DCR (mΩ) typ. | DCR (mΩ) max. | I sat (A) typ. | I sat (A) max. | I rms (A) typ. | I rms (A) max. | Fig. |
|---|---|---|---|---|---|---|---|---|---|---|
| HPC3012BM-R47M | 0.47 | ±20 | 1V/100K | 24 | 29 | 4.80 | 4.40 | 5.20 | 4.80 | 3 |
| HPC3012BM-R68M | 0.68 | ±20 | 1V/100K | 31 | 37 | 4.30 | 4.00 | 4.80 | 4.50 | 3 |
| HPC3012BM-1R0M | 1.00 | ±20 | 1V/100K | 40 | 48 | 3.60 | 3.30 | 4.20 | 3.80 | 3 |
| HPC3012BM-2R2M | 2.20 | ±20 | 1V/100K | 75 | 90 | 2.40 | 2.10 | 2.90 | 2.50 | 3 |
| HPC3012BM-3R3M | 3.30 | ±20 | 1V/100K | 108 | 130 | 1.80 | 1.60 | 2.40 | 2.10 | 3 |
| HPC3012BM-4R7M | 4.70 | ±20 | 1V/100K | 140 | 168 | 1.50 | 1.30 | 2.10 | 1.70 | 3 |
| HPC3012BM-6R8M | 6.80 | ±20 | 1V/100K | 210 | 252 | 1.30 | 1.10 | 1.70 | 1.40 | 3 |
| HPC3012BM-220M | 22.0 | ±20 | 1V/100K | 700 | 840 | 0.70 | 0.63 | 0.90 | 0.80 | 3 |
| HPC3012BM-330M | 33.0 | ±20 | 1V/100K | 1100 | 1320 | 0.61 | 0.56 | 0.80 | 0.70 | 3 |

**1212 inch AxBxC=3.00x3.00,C=1.50(Max.) Unit : mm Operating Temperature:-40~+125℃**

| Part Number | Inductance (uH) | Tolerance (%) | Test Frequency (Hz) | DCR (mΩ) typ. | DCR (mΩ) max. | I sat (A) typ. | I sat (A) max. | I rms (A) typ. | I rms (A) max. | Fig. |
|---|---|---|---|---|---|---|---|---|---|---|
| HPC3015BM-R47M | 0.47 | ±20 | 1V/100K | 18 | 22 | 4.30 | 4.00 | 3.70 | 3.30 | 3 |
| HPC3015BM-R68M | 0.68 | ±20 | 1V/100K | 23 | 28 | 3.80 | 3.50 | 3.50 | 3.20 | 3 |
| HPC3015BM-1R0M | 1.00 | ±20 | 1V/100K | 30 | 36 | 3.00 | 2.70 | 3.00 | 2.70 | 3 |
| HPC3015BM-2R2M | 2.20 | ±20 | 1V/100K | 60 | 72 | 2.10 | 1.90 | 2.50 | 2.30 | 3 |
| HPC3015BM-3R3M | 3.30 | ±20 | 1V/100K | 80 | 96 | 1.70 | 1.50 | 2.20 | 2.00 | 3 |
| HPC3015BM-4R7M | 4.70 | ±20 | 1V/100K | 112 | 134 | 1.50 | 1.30 | 1.90 | 1.70 | 3 |
| HPC3015BM-6R8M | 6.80 | ±20 | 1V/100K | 172 | 206 | 1.30 | 1.10 | 1.70 | 1.50 | 3 |
| HPC3015BM-220M | 22.0 | ±20 | 1V/100K | 450 | 540 | 0.68 | 0.59 | 1.00 | 0.85 | 3 |
| HPC3015BM-330M | 33.0 | ±20 | 1V/100K | 780 | 940 | 0.57 | 0.51 | 0.85 | 0.75 | 3 |

**1310 inch AxBxC=3.2x2.50,C=1.20(Max.) Unit : mm Operating Temperature:-40~+125℃**

| Part Number | Inductance (uH) | Tolerance (%) | Test Frequency (Hz) | DCR (mΩ) typ. | DCR (mΩ) max. | I sat (A) typ. | I sat (A) max. | I rms (A) typ. | I rms (A) max. | Fig. |
|---|---|---|---|---|---|---|---|---|---|---|
| HPC322512BM-R47M | 0.47 | ±20 | 1V/100K | 25 | 30 | 4.00 | 3.80 | 4.50 | 4.10 | 2 |
| HPC322512BM-R68M | 0.68 | ±20 | 1V/100K | 32 | 38 | 3.70 | 3.40 | 4.10 | 3.60 | 2 |
| HPC322512BM-1R0M | 1.00 | ±20 | 1V/100K | 39 | 47 | 3.00 | 2.80 | 3.50 | 3.20 | 2 |
| HPC322512BM-2R2M | 2.20 | ±20 | 1V/100K | 72 | 86 | 2.10 | 1.90 | 2.90 | 2.70 | 2 |
| HPC322512BM-3R3M | 3.30 | ±20 | 1V/100K | 105 | 126 | 1.80 | 1.60 | 2.50 | 2.20 | 2 |
| HPC322512BM-4R7M | 4.70 | ±20 | 1V/100K | 148 | 177 | 1.50 | 1.30 | 2.20 | 2.00 | 2 |
| HPC322512BM-6R8M | 6.80 | ±20 | 1V/100K | 200 | 240 | 1.15 | 1.05 | 1.70 | 1.40 | 2 |
| HPC322512BM-220M | 22.0 | ±20 | 1V/100K | 660 | 792 | 0.60 | 0.55 | 0.80 | 0.70 | 2 |

# HPC Series




Halogen-free RoHS

## ■ Specifications

1310 inch AxBxC=3.20x2.50,C=1.70(Max.) Unit : mm Operating Temperature:-40~+125℃

| Part Number | Inductance (uH) | Tolerance (%) | Test Frequency (Hz) | DCR (mΩ) ±20% | I sat (A) typ. | I sat (A) max. | I rms (A) typ. | I rms (A) max. | Fig. |
|---|---|---|---|---|---|---|---|---|---|
| HPC322517BM-R47M | 0.47 | ±20 | 1M/1V | 24 | 4.50 | 4.00 | 4.50 | 4.00 | 4 |
| HPC322517BM-R68M | 0.68 | ±20 | 1M/1V | 30 | 4.00 | 3.50 | 4.00 | 3.50 | 4 |
| HPC322517BM-1R0M | 1.00 | ±20 | 1M/1V | 36 | 3.20 | 2.80 | 3.20 | 2.80 | 4 |
| HPC322517BM-2R2M | 2.20 | ±20 | 1M/1V | 67 | 2.20 | 1.80 | 2.20 | 1.80 | 4 |
| HPC322517BM-3R3M | 3.30 | ±20 | 1M/1V | 105 | 1.80 | 1.60 | 1.80 | 1.60 | 4 |
| HPC322517BM-4R7M | 4.70 | ±20 | 1M/1V | 140 | 1.60 | 1.40 | 1.60 | 1.40 | 4 |
| HPC322517BM-6R8M | 6.80 | ±20 | 1M/1V | 200 | 1.30 | 1.10 | 1.30 | 1.10 | 4 |
| HPC322517BM-100M | 10.0 | ±20 | 1M/1V | 295 | 1.20 | 1.00 | 1.20 | 1.00 | 4 |
| HPC322517BM-220M | 22.0 | ±20 | 1M/1V | 685 | 0.65 | 0.60 | 0.65 | 0.60 | 4 |
| HPC322517BM-330M | 33.0 | ±20 | 1M/1V | 1150 | 0.55 | 0.50 | 0.55 | 0.50 | 4 |
| HPC322517BM-470M | 47.0 | ±20 | 1M/1V | 1600 | 0.47 | 0.42 | 0.47 | 0.42 | 4 |
| HPC322517BM-680M | 68.0 | ±20 | 1M/1V | 2050 | 0.40 | 0.36 | 0.40 | 0.36 | 4 |

1310 inch AxBxC=3.20x2.50,C=2.20(Max.) Unit : mm Operating Temperature:-40~+125℃

| Part Number | Inductance (uH) | Tolerance (%) | Test Frequency (Hz) | DCR (mΩ) ±20% | I sat (A) typ. | I sat (A) max. | I rms (A) typ. | I rms (A) max. | Fig. |
|---|---|---|---|---|---|---|---|---|---|
| HPC322522BM-R47J | 0.47 | ±5 | 1M/1V | 22 | 4.20 | 3.70 | 4.20 | 3.70 | 4 |
| HPC322522BM-1R0J | 1.00 | ±5 | 1M/1V | 35 | 3.00 | 2.80 | 3.00 | 2.80 | 4 |
| HPC322522BM-2R2J | 2.20 | ±5 | 1M/1V | 70 | 2.10 | 1.80 | 2.10 | 1.80 | 4 |
| HPC322522BM-3R3J | 3.30 | ±5 | 1M/1V | 120 | 1.70 | 1.45 | 1.70 | 1.45 | 4 |
| HPC322522BM-4R7J | 4.70 | ±5 | 1M/1V | 150 | 1.50 | 1.30 | 1.50 | 1.30 | 4 |
| HPC322522BM-6R8J | 6.80 | ±5 | 1M/1V | 205 | 1.20 | 1.00 | 1.20 | 1.00 | 4 |
| HPC322522BM-100J | 10.0 | ±5 | 1M/1V | 285 | 1.00 | 0.90 | 1.00 | 0.90 | 4 |
| HPC322522BM-220J | 22.0 | ±5 | 1M/1V | 590 | 0.72 | 0.66 | 0.72 | 0.66 | 4 |
| HPC322522BM-330J | 33.0 | ±5 | 1M/1V | 1050 | 0.55 | 0.50 | 0.55 | 0.50 | 4 |
| HPC322522BM-470J | 47.0 | ±5 | 1M/1V | 1400 | 0.45 | 0.40 | 0.45 | 0.40 | 4 |
| HPC322522BM-680J | 68.0 | ±5 | 1M/1V | 2250 | 0.37 | 0.32 | 0.37 | 0.32 | 4 |

# HPC Series




Halogen-free RoHS

## ■ Specifications

1616 inch AxBxC=4.00x4.00,C=1.00(Max.) Unit : mm Operating Temperature:-40~+125℃

| Part Number | Inductance (uH) | Tolerance (%) | Test Frequency (Hz) | DCR (mΩ) typ. | DCR (mΩ) max. | I sat (A) typ. | I sat (A) max. | I rms (A) typ. | I rms (A) max. | Fig. |
|---|---|---|---|---|---|---|---|---|---|---|
| HPC4010BM-1R0M | 1.00 | ±20 | 1V/100K | 60 | 72 | 2.80 | 2.60 | 3.50 | 3.00 | 5 |
| HPC4010BM-2R2M | 2.20 | ±20 | 1V/100K | 93 | 112 | 1.80 | 1.60 | 2.80 | 2.50 | 5 |
| HPC4010BM-3R3M | 3.30 | ±20 | 1V/100K | 110 | 132 | 1.40 | 1.30 | 2.50 | 2.30 | 5 |
| HPC4010BM-4R7M | 4.70 | ±20 | 1V/100K | 150 | 180 | 1.30 | 1.20 | 2.30 | 2.10 | 5 |
| HPC4010BM-6R8M | 6.80 | ±20 | 1V/100K | 200 | 240 | 1.00 | 0.90 | 1.80 | 1.60 | 5 |
| HPC4010BM-100M | 10.0 | ±20 | 1V/100K | 300 | 360 | 0.88 | 0.80 | 1.40 | 1.20 | 5 |
| HPC4010BM-220M | 22.0 | ±20 | 1V/100K | 600 | 720 | 0.53 | 0.46 | 0.80 | 0.70 | 5 |

1616 inch AxBxC=4.00x4.00,C=1.20(Max.) Unit : mm Operating Temperature:-40~+125℃

| Part Number | Inductance (uH) | Tolerance (%) | Test Frequency (Hz) | DCR (mΩ) typ. | DCR (mΩ) max. | I sat (A) typ. | I sat (A) max. | I rms (A) typ. | I rms (A) max. | Fig. |
|---|---|---|---|---|---|---|---|---|---|---|
| HPC4012BM-R47M | 0.47 | ±20 | 1V/100K | 25 | 30 | 5.00 | 4.50 | 5.50 | 5.00 | 5 |
| HPC4012BM-R68M | 0.68 | ±20 | 1V/100K | 36 | 43 | 4.60 | 4.30 | 5.00 | 4.60 | 5 |
| HPC4012BM-1R0M | 1.00 | ±20 | 1V/100K | 43 | 52 | 4.00 | 3.60 | 4.40 | 4.20 | 5 |
| HPC4012BM-2R2M | 2.20 | ±20 | 1V/100K | 66 | 79.2 | 2.50 | 2.30 | 3.30 | 3.00 | 5 |
| HPC4012BM-3R3M | 3.30 | ±20 | 1V/100K | 81.6 | 98 | 1.90 | 1.70 | 2.80 | 2.60 | 5 |
| HPC4012BM-4R7M | 4.70 | ±20 | 1V/100K | 112 | 134 | 1.60 | 1.40 | 2.50 | 2.30 | 5 |
| HPC4012BM-6R8M | 6.80 | ±20 | 1V/100K | 165 | 198 | 1.25 | 1.15 | 1.80 | 1.60 | 5 |
| HPC4012BM-100M | 10.0 | ±20 | 1V/100K | 230 | 276 | 1.00 | 0.90 | 1.40 | 1.20 | 5 |
| HPC4012BM-220M | 22.0 | ±20 | 1V/100K | 470 | 564 | 0.70 | 0.60 | 1.00 | 0.90 | 5 |
| HPC4012BM-330M | 33.0 | ±20 | 1V/100K | 850 | 1020 | 0.60 | 0.55 | 0.80 | 0.70 | 5 |
| HPC4012BM-470M | 47.0 | ±20 | 1V/100K | 1100 | 1320 | 0.48 | 0.43 | 0.65 | 0.55 | 5 |

1616 inch AxBxC=4.00x4.00,C=1.80(Max.) Unit : mm Operating Temperature:-40~+125℃

| Part Number | Inductance (uH) | Tolerance (%) | Test Frequency (Hz) | DCR (mΩ) ±20% | I sat (A) typ. | I sat (A) max. | I rms (A) typ. | I rms (A) max. | Fig. |
|---|---|---|---|---|---|---|---|---|---|
| HPC4018BM-R47M | 0.47 | ±20 | 1V100K | 15 | 6.00 | 5.00 | 5.50 | 4.50 | 5 |
| HPC4018BM-R68M | 0.68 | ±20 | 1V100K | 22 | 4.70 | 3.80 | 4.10 | 3.50 | 5 |
| HPC4018BM-R82M | 0.82 | ±20 | 1V100K | 25 | 4.40 | 3.60 | 3.60 | 3.10 | 5 |
| HPC4018BM-1R0Y | 1.00 | ±30 | 1V100K | 27 | 4.00 | 3.50 | 3.20 | 2.70 | 5 |
| HPC4018BM-2R2M | 2.20 | ±20 | 1V100K | 42 | 3.00 | 2.50 | 2.20 | 1.80 | 5 |
| HPC4018BM-3R3M | 3.30 | ±20 | 1V100K | 55 | 2.30 | 2.00 | 2.00 | 1.60 | 5 |
| HPC4018BM-4R7M | 4.70 | ±20 | 1V100K | 70 | 2.00 | 1.80 | 1.70 | 1.50 | 5 |
| HPC4018BM-6R8M | 6.80 | ±20 | 1V100K | 98 | 1.60 | 1.40 | 1.45 | 1.30 | 5 |
| HPC4018BM-8R2M | 8.20 | ±20 | 1V100K | 120 | 1.55 | 1.20 | 1.32 | 1.10 | 5 |

# HPC Series




Halogen-free RoHS

## ■ Specifications

**1616 inch AxBxC=4.00x4.00,C=2.00(Max.) Unit : mm Operating Temperature:-40~+125℃**

| Part Number | Inductance (uH) | Tolerance (%) | Test Frequency (Hz) | DCR (mΩ) typ. | DCR (mΩ) max. | I sat (A) typ. | I sat (A) max. | I rms (A) typ. | I rms (A) max. | Fig. |
|---|---|---|---|---|---|---|---|---|---|---|
| HPC4020BM-1R0M | 1.00 | ±20 | 1V100K | 20 | 24 | 4.60 | / | 3.80 | / | 5 |
| HPC4020BM-2R2M | 2.20 | ±20 | 1V100K | 35 | 42 | 3.50 | / | 2.60 | / | 5 |
| HPC4020BM-3R3M | 3.30 | ±20 | 1V100K | 52 | 63 | 2.80 | / | 2.30 | / | 5 |
| HPC4020BM-4R7M | 4.70 | ±20 | 1V100K | 67 | 80 | 2.20 | / | 1.90 | / | 5 |
| HPC4020BM-6R8M | 6.80 | ±20 | 1V100K | 92 | 110 | 2.00 | / | 1.70 | / | 5 |
| HPC4020BM-100M | 10.0 | ±20 | 1V100K | 140 | 168 | 1.60 | / | 1.40 | / | 5 |
| HPC4020BM-220M | 22.0 | ±20 | 1V100K | 265 | 318 | 1.10 | / | 0.90 | / | 5 |
| HPC4020BM-330M | 33.0 | ±20 | 1V100K | 412 | 495 | 0.90 | / | 0.75 | / | 5 |
| HPC4020BM-470M | 47.0 | ±20 | 1V100K | 580 | 696 | 0.67 | / | 0.55 | / | 5 |
| HPC4020BM-101M | 100 | ±20 | 1V100K | 1400 | 1680 | 0.50 | / | 0.35 | / | 5 |

**1616 inch AxBxC=4.00x4.00,C=3.00(Max.) Unit : mm Operating Temperature:-40~+125℃**

| Part Number | Inductance (uH) | Tolerance (%) | Test Frequency (Hz) | DCR (mΩ) ±20% | I sat (A) typ. | I sat (A) max. | I rms (A) typ. | I rms (A) max. | Fig. |
|---|---|---|---|---|---|---|---|---|---|
| HPC4030NF-R68M | 0.68 | ±20 | 1V/100K | 10 | 6.80 | / | 4.60 | / | 5 |
| HPC4030NF-1R0M | 1.00 | ±20 | 1V/100K | 14 | 5.30 | / | 4.20 | / | 5 |
| HPC4030NF-2R2M | 2.20 | ±20 | 1V/100K | 30 | 4.90 | / | 3.00 | / | 5 |
| HPC4030NF-3R3M | 3.30 | ±20 | 1V/100K | 40 | 3.30 | / | 2.40 | / | 5 |
| HPC4030NF-4R7M | 4.70 | ±20 | 1V/100K | 60 | 2.90 | / | 2.05 | / | 5 |
| HPC4030NF-6R8M | 6.80 | ±20 | 1V/100K | 90 | 2.75 | / | 1.80 | / | 5 |
| HPC4030NF-100M | 10.0 | ±20 | 1V/100K | 100 | 2.00 | / | 1.50 | / | 5 |
| HPC4030NF-220M | 22.0 | ±20 | 1V/100K | 225 | 1.30 | / | 1.00 | / | 5 |

**2020 inch AxBxC=5.00x5.00,C=2.00(Max.) Unit : mm Operating Temperature:-40~+125℃**

| Part Number | Inductance (uH) | Tolerance (%) | Test Frequency (Hz) | DCR (mΩ) ±20% | I sat (A) typ. | I sat (A) max. | I rms (A) typ. | I rms (A) max. | Fig. |
|---|---|---|---|---|---|---|---|---|---|
| HPC5020NF-1R0Y | 1.00 | ±30 | 1V/100K | 20 | 5.00 | 4.50 | 4.10 | 3.60 | 6 |
| HPC5020NF-2R2M | 2.20 | ±20 | 1V/100K | 32 | 4.10 | 3.50 | 3.30 | 2.80 | 6 |
| HPC5020NF-3R3M | 3.30 | ±20 | 1V/100K | 43 | 3.50 | 3.00 | 2.80 | 2.50 | 6 |
| HPC5020NF-4R7M | 4.70 | ±20 | 1V/100K | 60 | 2.70 | 2.30 | 2.40 | 2.10 | 6 |
| HPC5020NF-6R8M | 6.80 | ±20 | 1V/100K | 90 | 2.10 | 1.70 | 1.90 | 1.60 | 6 |
| HPC5020NF-100M | 10.0 | ±20 | 1V/100K | 110 | 1.70 | 1.20 | 1.60 | 1.30 | 6 |
| HPC5020NF-220M | 22.0 | ±20 | 1V/100K | 225 | 1.10 | 0.60 | 1.10 | 0.70 | 6 |
| HPC5020NF-330M | 33.0 | ±20 | 1V/100K | 335 | 0.80 | 0.50 | 0.80 | 0.60 | 6 |
| HPC5020NF-470M | 47.0 | ±20 | 1V/100K | 460 | 0.70 | 0.40 | 0.70 | 0.50 | 6 |

# HPC Series




Halogen-free RoHS

## ■ Specifications

| 2020 inch AxBxC=5.00x5.00,C=3.00(Max.) Unit : mm | | | | | | | | | Operating Temperature:-40~+125℃ |
|---|---|---|---|---|---|---|---|---|---|
| Part Number | Inductance (uH) | Tolerance (%) | Test Frequency (Hz) | DCR (mΩ) ±20% | I sat (A) typ. | I sat (A) max. | I rms (A) typ. | I rms (A) max. | Fig. |
| HPC5030NF-R47M | 0.47 | ±20 | 1V/100K | 10 | 10.00 | 9.00 | 8.00 | 7.00 | 5 |
| HPC5030NF-R68M | 0.68 | ±20 | 1V/100K | 13 | 8.00 | 7.00 | 6.50 | 5.50 | 5 |
| HPC5030NF-1R0M | 1.00 | ±20 | 1V/100K | 16 | 6.50 | 6.00 | 4.80 | 4.30 | 5 |
| HPC5030NF-2R2M | 2.20 | ±20 | 1V/100K | 25 | 5.20 | 4.80 | 3.60 | 3.30 | 5 |
| HPC5030NF-3R3M | 3.30 | ±20 | 1V/100K | 34 | 4.20 | 3.90 | 3.20 | 2.90 | 5 |
| HPC5030NF-4R7M | 4.70 | ±20 | 1V/100K | 45 | 3.70 | 3.50 | 3.00 | 2.70 | 5 |
| HPC5030NF-6R8M | 6.80 | ±20 | 1V/100K | 62 | 3.00 | 2.80 | 2.30 | 2.10 | 5 |
| HPC5030NF-100M | 10.0 | ±20 | 1V/100K | 88 | 2.30 | 2.10 | 2.00 | 1.80 | 5 |
| HPC5030NF-220M | 22.0 | ±20 | 1V/100K | 156 | 1.55 | 1.30 | 1.40 | 1.20 | 5 |
| HPC5030NF-330M | 33.0 | ±20 | 1V/100K | 210 | 1.20 | 1.05 | 1.10 | 1.00 | 5 |
| HPC5030NF-470M | 47.0 | ±20 | 1V/100K | 345 | 1.00 | 0.90 | 0.90 | 0.80 | 5 |
| HPC5030NF-101M | 100.0 | ±20 | 1V/100K | 680 | 0.77 | 0.72 | 0.75 | 0.70 | 5 |

| 2020 inch AxBxC=5.00x5.00,C=4.00(Max.) Unit : mm | | | | | | | | | Operating Temperature:-40~+125℃ |
|---|---|---|---|---|---|---|---|---|---|
| Part Number | Inductance (uH) | Tolerance (%) | Test Frequency (Hz) | DCR (mΩ) ±20% | I sat (A) typ. | I sat (A) max. | I rms (A) typ. | I rms (A) max. | Fig. |
| HPC5040NF-R47M | 0.47 | ±20 | 1V/100K | 6.50 | 12.00 | / | 9.00 | / | 5 |
| HPC5040NF-R60M | 0.60 | ±20 | 1V/100K | 8.00 | 11.00 | / | 8.00 | / | 5 |
| HPC5040NF-1R0M | 1.00 | ±20 | 1V/100K | 12.0 | 7.50 | / | 5.00 | / | 5 |
| HPC5040NF-2R2M | 2.20 | ±20 | 1V/100K | 21.0 | 5.70 | / | 3.80 | / | 5 |
| HPC5040NF-3R3M | 3.30 | ±20 | 1V/100K | 24.0 | 4.40 | / | 3.50 | / | 5 |
| HPC5040NF-4R7M | 4.70 | ±20 | 1V/100K | 32.0 | 3.90 | / | 3.20 | / | 5 |
| HPC5040NF-6R8M | 6.80 | ±20 | 1V/100K | 43.0 | 3.30 | / | 2.50 | / | 5 |
| HPC5040NF-100M | 10.0 | ±20 | 1V/100K | 56.0 | 2.52 | / | 2.20 | / | 5 |
| HPC5040NF-220M | 22.0 | ±20 | 1V/100K | 123 | 1.62 | / | 1.50 | / | 5 |
| HPC5040NF-330M | 33.0 | ±20 | 1V/100K | 180 | 1.30 | / | 1.20 | / | 5 |
| HPC5040NF-470M | 47.0 | ±20 | 1V/100K | 270 | 1.10 | / | 1.00 | / | 5 |
| HPC5040NF-680M | 68.0 | ±20 | 1V/100K | 400 | 0.90 | / | 0.80 | / | 5 |
| HPC5040NF-820M | 82.0 | ±20 | 1V/100K | 490 | 0.78 | / | 0.75 | / | 5 |
| HPC5040NF-101M | 100 | ±20 | 1V/100K | 560 | 0.75 | / | 0.72 | / | 5 |
| HPC5040NF-221M | 220 | ±20 | 1V/100K | 1500 | 0.62 | / | 0.55 | / | 5 |

# HPC Series




Halogen-free RoHS

## ■ Specifications

| 2424 inch AxBxC=6.00x6.00,C=2.00(Max.) Unit : mm | | | | | | | | | Operating Temperature:-40~+125℃ |
|---|---|---|---|---|---|---|---|---|---|
| Part Number | Inductance (uH) | Tolerance (%) | Test Frequency (Hz) | DCR (mΩ) ±20% | I sat (A) typ. | I sat (A) max. | I rms (A) typ. | I rms (A) max. | Fig. |
| HPC6020NF-1R0M | 1.00 | ±20 | 1V/100K | 19.0 | 6.20 | 5.70 | 4.50 | 4.00 | 6 |
| HPC6020NF-2R2M | 2.20 | ±20 | 1V/100K | 29.0 | 5.00 | 4.60 | 3.50 | 3.20 | 6 |
| HPC6020NF-3R3M | 3.30 | ±20 | 1V/100K | 35.0 | 4.00 | 3.60 | 3.30 | 3.00 | 6 |
| HPC6020NF-4R7M | 4.70 | ±20 | 1V/100K | 54.0 | 3.00 | 2.70 | 2.80 | 2.50 | 6 |
| HPC6020NF-6R8M | 6.80 | ±20 | 1V/100K | 78.0 | 2.60 | 2.30 | 2.50 | 2.20 | 6 |
| HPC6020NF-8R2M | 8.20 | ±20 | 1V/100K | 103 | 2.40 | 2.10 | 2.30 | 2.00 | 6 |
| HPC6020NF-100M | 10.0 | ±20 | 1V/100K | 106 | 2.10 | 1.90 | 2.10 | 1.90 | 6 |
| HPC6020NF-220M | 22.0 | ±20 | 1V/100K | 204 | 1.30 | 1.10 | 1.40 | 1.10 | 6 |
| HPC6020NF-330M | 33.0 | ±20 | 1V/100K | 340 | 1.20 | 1.00 | 1.30 | 1.10 | 6 |

| 2424 inch AxBxC=6.00x6.00,C=2.80(Max.) Unit : mm | | | | | | | | | Operating Temperature:-40~+125℃ |
|---|---|---|---|---|---|---|---|---|---|
| Part Number | Inductance (uH) | Tolerance (%) | Test Frequency (Hz) | DCR (mΩ) ±20% | I sat (A) typ. | I sat (A) max. | I rms (A) typ. | I rms (A) max. | Fig. |
| HPC6028NF-1R0Y | 1.00 | ±30 | 1V/100K | 10.0 | 5.75 | / | 5.20 | / | 6 |
| HPC6028NF-2R2M | 2.20 | ±20 | 1V/100K | 18.0 | 5.00 | / | 4.50 | / | 6 |
| HPC6028NF-3R3M | 3.30 | ±20 | 1V/100K | 24.0 | 4.30 | / | 3.60 | / | 6 |
| HPC6028NF-4R7M | 4.70 | ±20 | 1V/100K | 30.0 | 3.20 | / | 3.10 | / | 6 |
| HPC6028NF-6R8M | 6.80 | ±20 | 1V/100K | 47.0 | 2.85 | / | 2.50 | / | 6 |
| HPC6028NF-100M | 10.0 | ±20 | 1V/100K | 65.0 | 2.10 | / | 2.00 | / | 6 |
| HPC6028NF-220M | 22.0 | ±20 | 1V/100K | 138 | 1.60 | / | 1.50 | / | 6 |
| HPC6028NF-330M | 33.0 | ±20 | 1V/100K | 200 | 1.40 | / | 1.30 | / | 6 |
| HPC6028NF-470M | 47.0 | ±20 | 1V/100K | 280 | 1.15 | / | 1.06 | / | 6 |
| HPC6028NF-680M | 68.0 | ±20 | 1V/100K | 420 | 1.00 | / | 0.81 | / | 6 |
| HPC6028NF-101M | 100 | ±20 | 1V/100K | 605 | 0.80 | / | 0.72 | / | 6 |

# HPC Series




Halogen-free RoHS

## ■ Specifications

**2424 inch AxBxC=6.00x6.00,C=4.50(Max.) Unit : mm Operating Temperature:-40~+125℃**

| Part Number | Inductance (uH) | Tolerance (%) | Test Frequency (Hz) | DCR (mΩ) ±20% | I sat (A) typ. | I sat (A) max. | I rms (A) typ. | I rms (A) max. | Fig. |
|---|---|---|---|---|---|---|---|---|---|
| HPC6045NC-R36M | 0.36 | ±20 | 1V/1M | 4.80 | 18.00 | 16.50 | 9.00 | 8.50 | 7 |
| HPC6045NC-R47M | 0.47 | ±20 | 1V/1M | 6.80 | 17.00 | 16.00 | 8.60 | 8.00 | 7 |
| HPC6045NC-R82M | 0.82 | ±20 | 1V/1M | 8.50 | 14.50 | 13.50 | 8.20 | 7.50 | 7 |
| HPC6045NC-1R0M | 1.00 | ±20 | 1V/1M | 10.0 | 13.50 | 12.50 | 8.00 | 7.30 | 7 |
| HPC6045NC-2R2M | 2.20 | ±20 | 1V/1M | 15.0 | 9.50 | 8.55 | 6.00 | 5.30 | 7 |
| HPC6045NC-3R3M | 3.30 | ±20 | 1V/1M | 21.0 | 7.80 | 7.30 | 5.00 | 4.50 | 7 |
| HPC6045NC-4R7M | 4.70 | ±20 | 1V/1M | 26.0 | 6.80 | 6.20 | 4.50 | 4.00 | 7 |
| HPC6045NC-6R8M | 6.80 | ±20 | 1V/1M | 34.0 | 5.70 | 5.15 | 3.60 | 3.30 | 7 |
| HPC6045NC-100M | 10.0 | ±20 | 1V/1M | 52.0 | 4.60 | 4.20 | 3.20 | 2.60 | 7 |
| HPC6045NC-220M | 22.0 | ±20 | 1V/1M | 96.0 | 3.30 | 2.70 | 2.30 | 1.90 | 7 |
| HPC6045NC-330M | 33.0 | ±20 | 1V/1M | 145 | 2.50 | 2.10 | 1.80 | 1.50 | 7 |
| HPC6045NC-470M | 47.0 | ±20 | 1V/1M | 200 | 2.00 | 1.75 | 1.60 | 1.20 | 7 |
| HPC6045NC-680M | 68.0 | ±20 | 1V/1M | 305 | 1.60 | 1.52 | 1.10 | 0.92 | 7 |
| HPC6045NC-101M | 100 | ±20 | 1V/1M | 456 | 1.33 | 1.25 | 0.92 | 0.82 | 7 |
| HPC6045NC-221M | 220 | ±20 | 1V/1M | 900 | 0.88 | 0.77 | 0.60 | 0.50 | 7 |
| HPC6045NC-331M | 330 | ±20 | 1V/1M | 1400 | 0.60 | 0.55 | 0.55 | 0.45 | 7 |
| HPC6045NC-471M | 470 | ±20 | 1V/1M | 2050 | 0.50 | 0.45 | 0.40 | 0.35 | 7 |
| HPC6045NC-681M | 680 | ±20 | 1V/1M | 2900 | 0.45 | 0.40 | 0.30 | 0.30 | 7 |

**3232 inch AxBxC=8.00x8.00,C=4.20(Max.) Unit : mm Operating Temperature:-40~+125℃**

| Part Number | Inductance (uH) | Tolerance (%) | Test Frequency (Hz) | DCR (mΩ) ±20% | I sat (A) typ. | I sat (A) max. | I rms (A) typ. | I rms (A) max. | Fig. |
|---|---|---|---|---|---|---|---|---|---|
| HPC8040NC-1R0M | 1.00 | ±20 | 1V/1M | 8.20 | 13.80 | 13.00 | 8.50 | 8.00 | 7 |
| HPC8040NC-2R2M | 2.20 | ±20 | 1V/1M | 11.5 | 9.80 | 9.20 | 7.40 | 6.90 | 7 |
| HPC8040NC-3R3M | 3.30 | ±20 | 1V/1M | 15.0 | 8.00 | 7.50 | 6.60 | 6.20 | 7 |
| HPC8040NC-4R7M | 4.70 | ±20 | 1V/1M | 19.5 | 6.70 | 6.00 | 5.80 | 5.30 | 7 |
| HPC8040NC-6R8M | 6.80 | ±20 | 1V/1M | 25.0 | 5.60 | 5.10 | 5.10 | 5.00 | 7 |
| HPC8040NC-100M | 10.0 | ±20 | 1V/1M | 33.0 | 5.00 | 4.30 | 4.60 | 4.20 | 7 |
| HPC8040NC-220M | 22.0 | ±20 | 1V/1M | 73.0 | 3.10 | 2.80 | 2.90 | 2.45 | 7 |
| HPC8040NC-330M | 33.0 | ±20 | 1V/1M | 100 | 2.60 | 2.10 | 2.30 | 2.10 | 7 |
| HPC8040NC-470M | 47.0 | ±20 | 1V/1M | 135 | 2.20 | 1.90 | 2.00 | 1.70 | 7 |
| HPC8040NC-680M | 68.0 | ±20 | 1V/1M | 205 | 1.75 | 1.50 | 1.65 | 1.50 | 7 |
| HPC8040NC-101M | 100 | ±20 | 1V/1M | 300 | 1.45 | 1.20 | 1.20 | 1.10 | 7 |
| HPC8040NC-221M | 220 | ±20 | 1V/1M | 610 | 0.99 | 0.90 | 0.85 | 0.76 | 7 |
| HPC8040NC-331M | 330 | ±20 | 1V/100K | 850 | 0.75 | 0.70 | 0.70 | 0.66 | 7 |
| HPC8040NC-471M | 470 | ±20 | 1V/100K | 1300 | 0.60 | 0.55 | 0.63 | 0.58 | 7 |
| HPC8040NC-681M | 680 | ±20 | 1V/100K | 2200 | 0.55 | 0.50 | 0.60 | 0.55 | 7 |

# FPI Series




Halogen-free RoHS

## ■ Dimensions （Unit：mm）

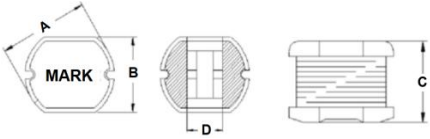


Fig.1

| P/N | A | B | C | D | Fig. |
|---|---|---|---|---|---|
| FPI0302BM | 3.50±0.30 | 3.00±0.30 | 2.10±0.30 | 1.25±0.30 | 1 |
| FPI0403BM | 4.50±0.30 | 4.00±0.30 | 3.20±0.30 | 1.80±0.30 | 1 |
| FPI0503BM | 5.80±0.30 | 5.20±0.30 | 3.00±0.30 | / | 1 |
| FPI0504BM | 5.80±0.30 | 5.20±0.30 | 4.50±0.30 | 2.00±0.30 | 1 |
| FPI0703BM | 7.80±0.30 | 7.00±0.30 | 3.50±0.30 | 2.60±0.30 | 1 |
| FPI0705BM | 7.80±0.30 | 7.00±0.30 | 5.00±0.30 | 2.60±0.30 | 1 |

## ■ Specifications

1311 inch AxBxC=3.50x3.00,C=2.50(Max.) Unit : mm Operating Temperature:-40~+125℃

| Part Number | Inductance (uH) | Tolerance (%) | Test Frequency (Hz) | DCR (Ω) max. | IDC (A) max. | Fig. |
|---|---|---|---|---|---|---|
| FPI0302BM-R47M | 0.33 | ±20 | 1V/7.96M | 0.025 | 4.00 | 1 |
| FPI0302BM-1R0M | 1.00 | ±20 | 1V/7.96M | 0.040 | 1.50 | 1 |
| FPI0302BM-2R2M | 2.20 | ±20 | 1V/7.96M | 0.08 | 0.75 | 1 |
| FPI0302BM-3R3M | 3.30 | ±20 | 1V/7.96M | 0.15 | 0.60 | 1 |
| FPI0302BM-4R7M | 4.70 | ±20 | 1V/7.96M | 0.20 | 0.50 | 1 |
| FPI0302BM-6R8M | 6.80 | ±20 | 1V/7.96M | 0.25 | 0.40 | 1 |
| FPI0302BM-100M | 10.0 | ±20 | 1V/2.52M | 0.35 | 0.35 | 1 |
| FPI0302BM-220M | 22.0 | ±20 | 1V/2.52M | 0.60 | 0.30 | 1 |
| FPI0302BM-330M | 33.0 | ±20 | 1V/2.52M | 1.00 | 0.25 | 1 |
| FPI0302BM-470M | 47.0 | ±20 | 1V/2.52M | 1.50 | 0.20 | 1 |
| FPI0302BM-680M | 68.0 | ±20 | 1V/2.52M | 2.00 | 0.18 | 1 |
| FPI0302BM-820M | 82.0 | ±20 | 1V/2.52M | 2.50 | 0.16 | 1 |
| FPI0302BM-101M | 100 | ±20 | 1V/1K | 3.00 | 0.15 | 1 |
| FPI0302BM-221M | 220 | ±20 | 1V/1K | 5.50 | 0.10 | 1 |
| FPI0302BM-331M | 330 | ±20 | 1V/1K | 7.00 | 0.10 | 1 |
| FPI0302BM-471M | 470 | ±20 | 1V/1K | 12.00 | 0.09 | 1 |

# FPI Series



Halogen-free RoHS

## ■ Specifications

**1715 inch AxBxC=4.50x4.00,C=3.50(Max.) Unit : mm Operating Temperature:-40~+125℃**

| Part Number | Inductance (uH) | Tolerance (%) | Test Frequency (Hz) | DCR (Ω) max. | IDC (A) max. | Fig. |
|---|---|---|---|---|---|---|
| FPI0403BM-1R0M | 1.00 | ±20 | 1V/7.96M | 0.03 | 4.00 | 1 |
| FPI0403BM-2R2M | 2.20 | ±20 | 1V/7.96M | 0.06 | 2.60 | 1 |
| FPI0403BM-3R3M | 3.30 | ±20 | 1V/7.96M | 0.07 | 2.00 | 1 |
| FPI0403BM-4R7M | 4.70 | ±20 | 1V/7.96M | 0.08 | 1.90 | 1 |
| FPI0403BM-6R8M | 6.80 | ±20 | 1V/7.96M | 0.14 | 1.60 | 1 |
| FPI0403BM-100M | 10.0 | ±20 | 1V/2.52M | 0.19 | 1.10 | 1 |
| FPI0403BM-220M | 22.0 | ±20 | 1V/2.52M | 0.35 | 1.00 | 1 |
| FPI0403BM-330M | 33.0 | ±20 | 1V/2.52M | 0.60 | 0.70 | 1 |
| FPI0403BM-470M | 47.0 | ±20 | 1V/2.52M | 0.80 | 0.60 | 1 |
| FPI0403BM-680M | 68.0 | ±20 | 1V/2.52M | 1.00 | 0.50 | 1 |
| FPI0403BM-101M | 100 | ±20 | 1V/1K | 1.20 | 0.22 | 1 |

**2220 inch AxBxC=5.80x5.20,C=3.00(Max.) Unit : mm Operating Temperature:-40~+125℃**

| Part Number | Inductance (uH) | Tolerance (%) | Test Frequency (Hz) | DCR (mΩ) max. | Isat (A) max. | Irms (A) max. | Fig. |
|---|---|---|---|---|---|---|---|
| FPI0503BM-1R5M | 1.50 | ±20 | 1V/100K | 37 | 4.10 | 4.10 | 1 |
| FPI0503BM-4R7M | 4.70 | ±20 | 1V/7.96M | 130 | 1.30 | 1.30 | 1 |
| FPI0503BM-6R8M | 6.80 | ±20 | 1V/7.96M | 71.2 | 1.87 | 1.87 | 1 |
| FPI0503BM-100M | 10.0 | ±20 | 1V/2.52M | 200 | 1.90 | 1.90 | 1 |
| FPI0503BM-330M | 33.0 | ±20 | 1V/2.52M | 450 | 1.40 | 1.40 | 1 |

**2220 inch AxBxC=5.80x5.20,C=4.80(Max.) Unit : mm Operating Temperature:-40~+125℃**

| Part Number | Inductance (uH) | Tolerance (%) | Test Frequency (Hz) | DCR (Ω) max. | IDC (A) max. | Fig. |
|---|---|---|---|---|---|---|
| FPI0504BM-1R0M | 1.0 | ±20 | 1V/7.96M | 0.018 | 3.50 | 1 |
| FPI0504BM-2R2M | 2.2 | ±20 | 1V/7.96M | 0.030 | 2.80 | 1 |
| FPI0504BM-3R3M | 3.3 | ±20 | 1V/7.96M | 0.040 | 2.50 | 1 |
| FPI0504BM-4R7M | 4.7 | ±20 | 1V/7.96M | 0.060 | 2.60 | 1 |
| FPI0504BM-6R8M | 6.8 | ±20 | 1V/7.96M | 0.080 | 2.20 | 1 |
| FPI0504BM-100M | 10 | ±20 | 1V/2.52M | 0.090 | 1.80 | 1 |
| FPI0504BM-220M | 22 | ±20 | 1V/2.52M | 0.180 | 1.30 | 1 |
| FPI0504BM-330M | 33 | ±20 | 1V/2.52M | 0.260 | 1.00 | 1 |
| FPI0504BM-470M | 47 | ±20 | 1V/2.52M | 0.350 | 0.85 | 1 |
| FPI0504BM-680M | 68 | ±20 | 1V/2.52M | 0.450 | 0.70 | 1 |
| FPI0504BM-101M | 100 | ±20 | 1V/1K | 0.700 | 0.60 | 1 |

# FPI Series



■ Specifications

| 3027 inch AxBxC=7.80x7.00,C=3.80(Max.) Unit : mm | | | | | Operating Temperature:-40~+125℃ | |
|---|---|---|---|---|---|---|
| Part Number | Inductance (uH) | Tolerance (%) | Test Frequency (Hz) | DCR (Ω) max. | IDC (A) max. | Fig. |
| FPI0703BM-100M | 10.0 | ±20 | 1V/2.52M | 0.0803 | 1.44 | 1 |
| FPI0703BM-220M | 22.0 | ±20 | 1V/2.52M | 0.1290 | 1.07 | 1 |
| FPI0703BM-330M | 33.0 | ±20 | 1V/2.52M | 0.1700 | 0.85 | 1 |
| FPI0703BM-470M | 47.0 | ±20 | 1V/2.52M | 0.2520 | 0.68 | 1 |
| FPI0703BM-680K | 68.0 | ±10 | 1V/2.52M | 0.3320 | 0.59 | 1 |
| FPI0703BM-820K | 82.0 | ±10 | 1V/2.52M | 0.4060 | 0.54 | 1 |
| FPI0703BM-101K | 100 | ±10 | 1V/1K | 0.4810 | 0.51 | 1 |
| FPI0703BM-221K | 220 | ±10 | 1V/1K | 1.2000 | 0.31 | 1 |
| FPI0703BM-331K | 330 | ±10 | 1V/1K | 1.4950 | 0.28 | 1 |

| 3027 inch AxBxC=7.80x7.00,C=5.30(Max.) Unit : mm | | | | | Operating Temperature:-40~+125℃ | |
|---|---|---|---|---|---|---|
| Part Number | Inductance (uH) | Tolerance (%) | Test Frequency (Hz) | DCR (Ω) max. | IDC (A) max. | Fig. |
| FPI0705BM-3R3M | 3.30 | ±20 | 1V/7.96M | 0.030 | 4.60 | 1 |
| FPI0705BM-4R7M | 4.70 | ±20 | 1V/7.96M | 0.040 | 4.20 | 1 |
| FPI0705BM-6R8M | 6.80 | ±20 | 1V/7.96M | 0.050 | 3.40 | 1 |
| FPI0705BM-8R2M | 8.20 | ±20 | 1V/7.96M | 0.060 | 3.00 | 1 |
| FPI0705BM-100M | 10.0 | ±20 | 1V/2.52M | 0.070 | 2.30 | 1 |
| FPI0705BM-150M | 15.0 | ±20 | 1V/2.52M | 0.090 | 1.80 | 1 |
| FPI0705BM-220M | 22.0 | ±20 | 1V/2.52M | 0.110 | 1.50 | 1 |
| FPI0705BM-330M | 33.0 | ±20 | 1V/2.52M | 0.130 | 1.20 | 1 |
| FPI0705BM-470K | 47.0 | ±10 | 1V/2.52M | 0.180 | 1.10 | 1 |
| FPI0705BM-680K | 68.0 | ±10 | 1V/2.52M | 0.280 | 0.85 | 1 |
| FPI0705BM-820K | 82.0 | ±10 | 1V/2.52M | 0.370 | 0.78 | 1 |
| FPI0705BM-101K | 100 | ±10 | 1V/1K | 0.430 | 0.72 | 1 |
| FPI0705BM-221K | 220 | ±10 | 1V/1K | 0.960 | 0.49 | 1 |
| FPI0705BM-331K | 330 | ±10 | 1V/1K | 1.260 | 0.40 | 1 |
| FPI0705BM-471K | 470 | ±10 | 1V/1K | 1.960 | 0.34 | 1 |

# TLMC Series



## ■ Dimensions （Unit：mm）

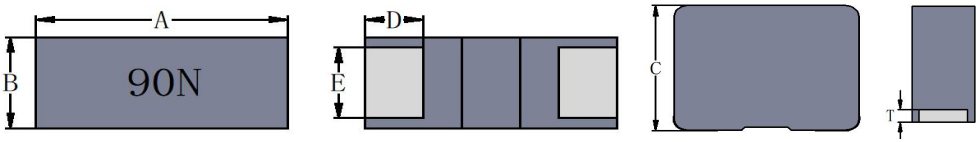


Fig.1

| P/N | A | B | C | D | E | T | Fig. |
|---|---|---|---|---|---|---|---|
| TLMC136011S | 13.2±0.3 | 5.8±0.2 | 11.2±0.3 | 3.8±0.5 | 4.2±0.3 | 1.5±0.3 | 1 |

## ■ Specifications

5223 inch AxBxC=13.20x5.80,C=11.50(Max.) Unit : mm Operating Temperature:-40~+125℃

| Part Number | Inductance (uH) | Tolerance (%) | Test Frequency (Hz) | DCR (mΩ) ±7% | I sat (A) typ. | I sat (A) max. | I rms (A) typ. | I rms (A) max. | Fig. |
|---|---|---|---|---|---|---|---|---|---|
| TLMC136011S-90NMG-R1707 | 0.09 | ±20 | 1V/100K | 0.17 | 97 | 137 | 90 | 70 | 1 |
| TLMC136011S-R10MG-R1707 | 0.10 | ±20 | 1V/100K | 0.17 | 95 | 135 | 90 | 70 | 1 |
| TLMC136011S-R12MG-R2107 | 0.12 | ±20 | 1V/100K | 0.21 | 93 | 132 | 90 | 70 | 1 |
| TLMC136011S-R15MG-R2107 | 0.15 | ±20 | 1V/100K | 0.21 | 90 | 123 | 90 | 70 | 1 |

# TLMV Series




Halogen-free RoHS

## ■ Dimensions （Unit：mm）

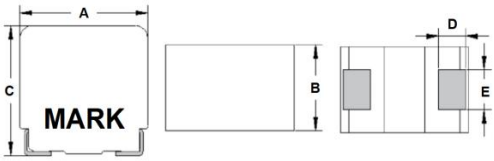


Fig.1

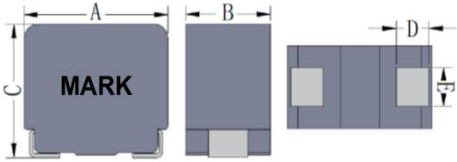


Fig.2

| P/N | A | B | C | D | E | Fig. |
|---|---|---|---|---|---|---|
| TLMV116799S | 11.0±0.3 | 6.4±0.3 | 9.6±0.3 | 2.3±0.3 | 3.0±0.3 | 1 |
| | | | | | | |
| TVMP116910H | 11.2±0.4 | 6.6±0.3 | 9.8±0.2 | 2.5±0.5 | 3.0±0.3 | 2 |
| | | | | | | |
| TVMP117210H | 11.2±0.4 | 6.8±0.4 | 9.8±0.2 | 2.5±0.5 | 3.0±0.3 | 2 |

## ■ Specifications

**4325 inch AxBxC=11.0x6.40,C=9.90(Max.) Unit : mm Operating Temperature:-40~+125℃**

| Part Number | Inductance (uH) | Tolerance (%) | Test Frequency (Hz) | DCR (mΩ) ±10% | I sat (A) typ. | I sat (A) max. | I rms (A) typ. | I rms (A) max. | Fig. |
|---|---|---|---|---|---|---|---|---|---|
| TLMV116799S-R15MN-R3810 | 0.15 | ±20 | 1V/100K | 0.38 | 90.0 | / | 55.0 | / | 1 |
| TLMV116799S-R15MN-R4610 | 0.15 | ±20 | 1V/100K | 0.46 | 85.0 | / | 39.0 | / | 1 |
| TLMV116799S-R15MN-R4110 | 0.15 | ±20 | 1V/100K | 0.41 | 90.0 | / | 40.0 | / | 1 |
| TLMV116799S-R22MN-R6810 | 0.22 | ±20 | 1V/100K | 0.68 | 80.0 | / | 37.0 | / | 1 |
| TLMV116799S-R33MN-R8410 | 0.33 | ±20 | 1V/100K | 0.84 | 75.0 | / | 35.0 | / | 1 |
| TLMV116799S-R40MN-R8410 | 0.40 | ±20 | 1V/100K | 0.84 | 50.0 | / | 40.0 | / | 1 |

**4426 inch AxBxC=11.2x6.60,C=10.0(Max.) Unit : mm Operating Temperature:-40~+125℃**

| Part Number | Inductance (uH) | Tolerance (%) | Test Frequency (Hz) | DCR (mΩ) ±10% | I sat (A) typ. | I sat (A) max. | I rms (A) typ. | I rms (A) max. | Fig. |
|---|---|---|---|---|---|---|---|---|---|
| TVMP116910H-R15MG-R3810 | 0.15 | ±20 | 1V/100K | 0.38 | 120.0 | 110 | 55.0 | 45 | 2 |

**4427 inch AxBxC=11.2x6.80,C=10.0(Max.) Unit : mm Operating Temperature:-40~+125℃**

| Part Number | Inductance (uH) | Tolerance (%) | Test Frequency (Hz) | DCR (mΩ) ±10% | I sat (A) typ. | I sat (A) max. | I rms (A) typ. | I rms (A) max. | Fig. |
|---|---|---|---|---|---|---|---|---|---|
| TVMP117210H-R40MG-R6310 | 0.40 | ±20 | 1V/100K | 0.63 | 65.0 | / | 40.0 | / | 2 |



■ Dimensions （Unit：mm）

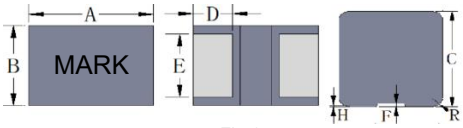


Fig.1

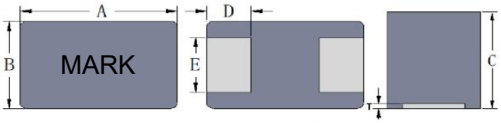


Fig.2

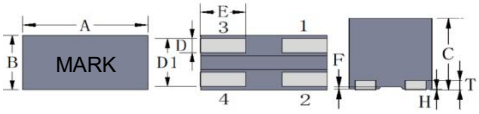


Fig.3

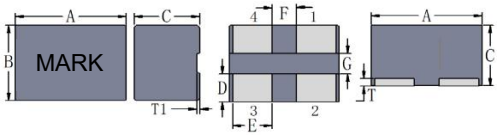


Fig.4

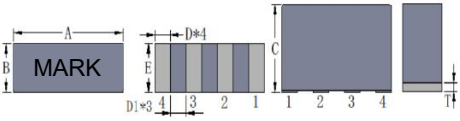


Fig.5

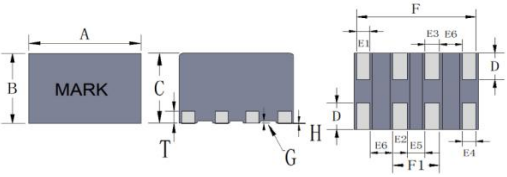


Fig.6

| P/N | A | B | C | D | E | F | R | H | Fig. |
|---|---|---|---|---|---|---|---|---|---|
| TAME504060S | 4.8±0.1 | 3.8±0.2 | 5.8±0.2 | 1.25±0.2 | 3.0±0.2 | 0.3±0.1 | 0.5 Typ | 0.003~0.15 | 1 |

| P/N | A | B | C | D | E | T | Fig. |
|---|---|---|---|---|---|---|---|
| TAME735060S | 7.1±0.2 | 4.7±0.3 | 5.8±0.2 | 2.0±0.3 | 3.0±0.3 | 0.7±0.3 | 2 |

| P/N | A | B | C | D | D1 | E | F | H | T | Fig. |
|---|---|---|---|---|---|---|---|---|---|---|
| TAME805060P4 | 7.8±0.2 | 4.8±0.1 | 5.8±0.2 | 1.2±0.2 | 4.1±0.2 | 2.65±0.2 | 0.3±0.1 | 0.003~0.15 | 0.7±0.3 | 3 |

| P/N | A | B | C | D | E | F | G | T | T1 | Fig. |
|---|---|---|---|---|---|---|---|---|---|---|
| TAME107360P4 | 9.7±0.3 | 7.0±0.3 | 5.7±0.3 | 2.8±0.3 | 3.5±0.3 | 1.7±0.3 | 1.4±0.3 | 0.7±0.3 | 0.15±0.1 | 4 |

| P/N | A | B | C | D | D1 | E | T | Fig. |
|---|---|---|---|---|---|---|---|---|
| TAME114275P4 | 10.8±0.2 | 4.0±0.2 | 7.3±0.2 | 1.55±0.3 | 1.6±0.3 | 4.0±0.2 | 0.7±0.3 | 5 |

| P/N | A | B | C | D | E1~4 | E5 | Fig. |
|---|---|---|---|---|---|---|---|
| TAME108060P8 | 9.8±0.2 | 7.8±0.2 | 5.8±0.2 | 2.65±0.2 | 1.2±0.2 | 1.3±0.2 | 6 |
| | E6 | F | F1 | G | H | T | |
| | 1.7±0.3 | 9.5±0.2 | 3.7±0.2 | 0.3±0.1 | 0.003~0.15 | 1.0Max | |



Halogen-free RoHS

## ■ Specifications

**1915 inch AxBxC=4.80x3.80,C=6.0(Max.) Unit : mm Operating Temperature:-40~+125℃**

| Part Number | Inductance (uH) | Tolerance (%) | Test Frequency (Hz) | DCR (mΩ) typ. | DCR (mΩ) max. | I sat (A) typ. | I sat (A) max. | I rms (A) typ. | I rms (A) max. | Fig. |
|---|---|---|---|---|---|---|---|---|---|---|
| TAME504060S-85NMG-D | 0.085 | ±20 | 1V/100K | 0.28 | 0.33 | 93.0 | 80.0 | 54.0 | 50.0 | 1 |

**2819 inch AxBxC=7.10x4.70,C=6.0(Max.) Unit : mm Operating Temperature:-40~+125℃**

| Part Number | Inductance (uH) | Tolerance (%) | Test Frequency (Hz) | DCR (mΩ) typ. | DCR (mΩ) max. | I sat (A) typ. | I sat (A) max. | I rms (A) typ. | I rms (A) max. | Fig. |
|---|---|---|---|---|---|---|---|---|---|---|
| TAME735060S-60NMG-D | 0.060 | ±20 | 1V/100K | 0.13 | 0.15 | 110.0 | 100.0 | 62.0 | 55.0 | 2 |
| TAME735060S-70NMG-D | 0.070 | ±20 | 1V/100K | 0.13 | 0.15 | 95.0 | 88.0 | 61.0 | 54.0 | 2 |
| TAME735060S-80NMG-D | 0.080 | ±20 | 1V/100K | 0.14 | 0.16 | 85.0 | 79.0 | 60.0 | 53.0 | 2 |
| TAME735060S-85NMG-D | 0.085 | ±20 | 1V/100K | 0.14 | 0.16 | 82.0 | 76.0 | 57.0 | 50.0 | 2 |

**3119 inch AxBxC=7.80x4.80,C=6.0(Max.) Unit : mm Operating Temperature:-40~+125℃**

| Part Number | Inductance (uH) | Tolerance (%) | Test Frequency (Hz) | DCR (mΩ) typ. | DCR (mΩ) max. | I sat (A) typ. | I sat (A) max. | I rms (A) typ. | I rms (A) max. | Fig. |
|---|---|---|---|---|---|---|---|---|---|---|
| TAME805060P4-85NMG-D | 0.085 | ±20 | 1V/100K | 0.28 | 0.33 | 93.0 | 80.0 | 54.0 | 50.0 | 3 |

**3828 inch AxBxC=9.70x7.00,C=6.0(Max.) Unit : mm Operating Temperature:-40~+125℃**

| Part Number | Inductance (uH) | Tolerance (%) | Test Frequency (Hz) | DCR (mΩ) typ. | DCR (mΩ) max. | I sat (A) typ. | I sat (A) max. | I rms (A) typ. | I rms (A) max. | Fig. |
|---|---|---|---|---|---|---|---|---|---|---|
| TAME107360P4-60NMG-D | 0.060 | ±20 | 1V/100K | 0.13 | 0.15 | 105.0 | 92.0 | 74.0 | 64.0 | 4 |
| TAME107360P4-70NMG-D | 0.070 | ±20 | 1V/100K | 0.13 | 0.15 | 95.0 | 82.0 | 72.0 | 62.0 | 4 |
| TAME107360P4-80NMG-D | 0.080 | ±20 | 1V/100K | 0.14 | 0.16 | 90.0 | 78.0 | 70.0 | 60.0 | 4 |
| TAME107360P4-85NMG-D | 0.085 | ±20 | 1V/100K | 0.14 | 0.16 | 88.0 | 75.0 | 68.0 | 58.0 | 4 |

**4316 inch AxBxC=10.80x4.0,C=7.5(Max.) Unit : mm Operating Temperature:-40~+125℃**

| Part Number | Inductance (uH) | Tolerance (%) | Test Frequency (Hz) | DCR (mΩ) typ. | DCR (mΩ) max. | I sat (A) typ. | I sat (A) max. | I rms (A) typ. | I rms (A) max. | Fig. |
|---|---|---|---|---|---|---|---|---|---|---|
| TAME114275P4-85NMG | Pin1-4,0.085 | ±20 | 1V/100K | 0.11 | 0.14 | 95.0 | 85.0 | 35.0 | 30.0 | 5 |
| | Pin2-3,0.085 | ±20 | 1V/100K | 0.53 | 0.58 | 85.0 | 75.0 | 32.0 | 27.0 | 5 |



## ■ Specifications

| 3931 inch AxBxC=9.80x7.80,C=6.0(Max.) Unit : mm | | | | | | | | | | Operating Temperature:-40~+125℃ |
|---|---|---|---|---|---|---|---|---|---|---|
| Part Number | Inductance (uH) | Tolerance (%) | Test Frequency (Hz) | DCR (mΩ) typ. | DCR (mΩ) max. | I sat (A) typ. | I sat (A) max. | I rms (A) typ. | I rms (A) max. | Fig. |
| TAME108060P8-30NMG-D | 0.030 | ±20 | 1V/100K | 0.28 | 0.33 | 125.0 | 115.0 | 50.0 | 45.0 | 6 |
| TAME108060P8-85NMG-D | 0.085 | ±20 | 1V/100K | 0.28 | 0.33 | 104.0 | 90.0 | 54.0 | 50.0 | 6 |

# THFD Series



Halogen-free RoHS

## ■ Dimensions （Unit：mm）

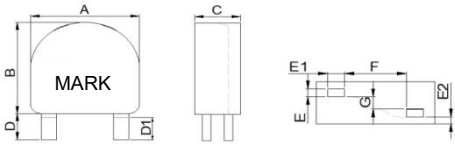


Fig.1

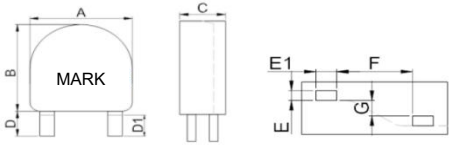


Fig.2

| P/N | Inductance（uH） | A | B | C | D | D1 | E | E1 | E2 | F | G | Fig. |
|---|---|---|---|---|---|---|---|---|---|---|---|---|
| THFD3822S | R68 | 38.1±0.5 | 38.1±0.5 | 21.7±0.4 | 12.8±1.0 | 11.5±1.0 | 4.05±0.3 | 7.2±0.3 | 3.2±0.8 | 14.5±0.8 | 7.3±0.8 | 1 |
| | R82 | | | | | | 2.55±0.3 | 6.6±0.3 | 3.9±0.8 | 15.1±0.8 | 8.9±0.8 | 1 |
| | 1R5 | | | | | | | | | | | 1 |
| | 2R2 | | | | | | | | | | | 1 |
| | 3R3 | | | | | | | | | | | 1 |
| THFD5022S | 2R2 | 51.0±0.3 | 51.0±0.3 | 21.6±0.4 | 12.8±0.8 | 11.5±0.8 | 4.0±0.25 | 7.0±0.25 | / | 25.0±0.5 | 7.1±0.4 | 2 |

## ■ Specifications

**15085 inch　AxBxC=38.1x38.1,C=21.7(Max.)　Unit : mm　Operating Temperature:-40~+125℃**

| Part Number | Inductance (uH) | Tolerance (%) | Test Frequency (Hz) | DCR (mΩ) typ. | DCR (mΩ) max. | I sat (A) 1. | I sat (A) 2. | I rms (A) 40℃ rise. | I rms (A) 100℃ rise. | Fig. |
|---|---|---|---|---|---|---|---|---|---|---|
| THFD3822S-R68MN-D | 0.68 | ±20 | 2V/500K | 0.11 | 0.13 | 301.0 | 420.0 | 154.0 | 235.0 | 1 |
| THFD3822S-R82MN-D | 0.82 | ±20 | 2V/500K | 0.18 | 0.20 | 235.0 | 332.0 | 132.0 | 196.0 | 1 |
| THFD3822S-1R5MN-D | 1.5 | ±20 | 2V/500K | 0.25 | 0.26 | 138.0 | 193.0 | 120.0 | 175.0 | 1 |
| THFD3822S-2R2MN-D | 2.2 | ±20 | 2V/500K | 0.33 | 0.36 | 104.0 | 150.0 | 115.0 | 168.0 | 1 |
| THFD3822S-3R3MN-D | 3.3 | ±20 | 2V/500K | 0.40 | 0.42 | 87.0 | 124.0 | 96.0 | 150.0 | 1 |

**20085 inch　AxBxC=51.0x51.0,C=21.6(Max.)　Unit : mm　Operating Temperature:-40~+125℃**

| Part Number | Inductance (uH) | Tolerance (%) | Test Frequency (Hz) | DCR (mΩ) typ. | DCR (mΩ) max. | I sat (A) 1. | I sat (A) 2. | I rms (A) 40℃ rise. | I rms (A) 100℃ rise. | Fig. |
|---|---|---|---|---|---|---|---|---|---|---|
| THFD5022S-2R2MN-D | 2.2 | ±20 | 1V/500K | 0.21 | 0.23 | 190 | 280 | 125.0 | 187.0 | 2 |

# TTMA Series



Halogen-free RoHS

## ■ Dimensions （Unit：mm）

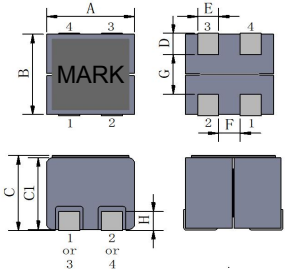


Fig.1

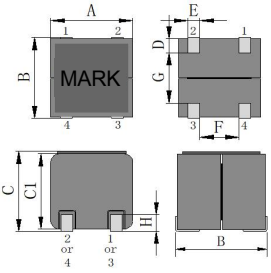


Fig.2

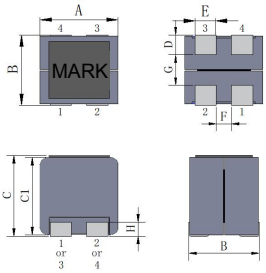


Fig.3

| P/N | A | B | C | C1 | D | E | F | G | H | Fig. |
|---|---|---|---|---|---|---|---|---|---|---|
| TTMA0778P4 | 6.90±0.2 | 7.5±0.3 | 7.2±0.3 | 6.6±0.2 | 2.00±0.3 | 1.65±0.2 | 1.6±0.3 | 3.5±0.5 | 1.5±0.3 | 1 |
| TTMA0882P4 | 8.15±0.2 | 7.9±0.3 | 8.8±0.3 | 8.3±0.3 | 2.30±0.3 | 1.95±0.2 | 1.9±0.3 | 3.2±0.5 | 1.8±0.3 | 1 |
| TTMA1010P4 | 9.00±0.5 | 10.0±0.5 | 10.0MAX | 9.2±0.3 | 1.90±0.5 | 1.30±0.3 | 4.2±0.5 | 6.2±0.6 | 2.1±0.3 | 2 |
| TTMA1094P4 | 10.2±0.2 | 9.1±0.3 | 10.8±0.3 | 10.3±0.3 | 2.65±0.3 | 2.50±0.2 | 2.4±0.3 | 4.3±0.5 | 2.0±0.3 | 3 |

## ■ Specifications

**2730 inch AxBxC=6.90x7.50,C=7.20(Max.) Unit : mm Operating Temperature:-40~+125℃**

| Part Number | Inductance (uH) | Tolerance (%) | Test Frequency (Hz) | DCR (mΩ) typ. | DCR (mΩ) max. | I sat (A) typ. | I sat (A) max. | I rms (A) typ. | I rms (A) max. | Fig. |
|---|---|---|---|---|---|---|---|---|---|---|
| TTMA0778P4-R82MG-D | 0.82 | ±20 | 1V/100K | 4.1 | 5.0 | 24.0 | 21.0 | 14.0 | 12.0 | 1 |
| TTMA0778P4-1R0MG-D | 1.00 | ±20 | 1V/100K | 5.1 | 6.2 | 21.0 | 19.0 | 12.0 | 10.0 | 1 |
| TTMA0778P4-1R5MG-D | 1.50 | ±20 | 1V/100K | 7.5 | 9.0 | 20.0 | 18.0 | 11.0 | 9.0 | 1 |
| TTMA0778P4-2R2MG-D | 2.20 | ±20 | 1V/100K | 9.6 | 11.6 | 18.0 | 16.0 | 10.0 | 8.5 | 1 |
| TTMA0778P4-3R3MG-D | 3.30 | ±20 | 1V/100K | 15.5 | 18.6 | 16.0 | 14.0 | 8.0 | 7.3 | 1 |
| TTMA0778P4-4R7MG-D | 4.70 | ±20 | 1V/100K | 22.2 | 26.7 | 14.8 | 13.3 | 7.0 | 6.3 | 1 |
| TTMA0778P4-5R0MG-D | 5.00 | ±20 | 1V/100K | 24.0 | 29.0 | 14.0 | 13.0 | 6.5 | 6.0 | 1 |
| TTMA0778P4-5R6MG-D | 5.60 | ±20 | 1V/100K | 30.0 | 36.0 | 13.0 | 12.2 | 6.0 | 5.5 | 1 |
| TTMA0778P4-6R8MG-D | 6.80 | ±20 | 1V/100K | 32.0 | 38.4 | 11.0 | 10.0 | 5.3 | 4.7 | 1 |
| TTMA0778P4-8R2MG-D | 8.20 | ±20 | 1V/100K | 36.1 | 43.3 | 10.0 | 9.3 | 4.9 | 4.4 | 1 |
| TTMA0778P4-100MG-D | 10.0 | ±20 | 1V/100K | 43.0 | 52.0 | 9.5 | 8.5 | 4.5 | 4.0 | 1 |
| TTMA0778P4-150MG-D | 15.0 | ±20 | 1V/100K | 66.0 | 80.0 | 6.3 | 5.4 | 3.7 | 3.3 | 1 |
| TTMA0778P4-220MG-D | 22.0 | ±20 | 1V/100K | 95.0 | 114.0 | 4.6 | 4.1 | 3.2 | 2.9 | 1 |

# TTMA Series



Halogen-free RoHS

## ■ Specifications

**3231 inch AxBxC=8.15x7.90,C=8.80(Max.) Unit : mm Operating Temperature:-40~+125℃**

| Part Number | Inductance (uH) | Tolerance (%) | Test Frequency (Hz) | DCR (mΩ) typ. | DCR (mΩ) max. | I sat (A) typ. | I sat (A) max. | I rms (A) typ. | I rms (A) max. | Fig. |
|---|---|---|---|---|---|---|---|---|---|---|
| TTMA0882P4-5R6MG-D | 5.6 | ±20 | 1V/100K | 20.0 | 24.0 | 15.0 | 13.0 | 8.0 | 7.0 | 1 |
| TTMA0882P4-6R8MG-D | 6.8 | ±20 | 1V/100K | 21.5 | 25.8 | 13.0 | 12.0 | 7.0 | 6.5 | 1 |
| TTMA0882P4-8R2MG-D | 8.2 | ±20 | 1V/100K | 30.0 | 36.0 | 12.0 | 11.0 | 6.5 | 6.0 | 1 |
| TTMA0882P4-100MG-D | 10.0 | ±20 | 1V/100K | 32.0 | 38.4 | 11.0 | 10.0 | 6.0 | 5.5 | 1 |
| TTMA0882P4-150MG-D | 15.0 | ±20 | 1V/100K | 56.0 | 67.2 | 10.0 | 9.0 | 5.0 | 4.0 | 1 |
| TTMA0882P4-220MG-D | 22.0 | ±20 | 1V/100K | 88.0 | 105.0 | 6.5 | 6.0 | 4.0 | 3.0 | 1 |

**3539 inch AxBxC=9.00x10.0,C=10.0(Max.) Unit : mm Operating Temperature:-40~+125℃**

| Part Number | Inductance (uH) | Tolerance (%) | Test Frequency (Hz) | DCR (mΩ) typ. | DCR (mΩ) max. | I sat (A) typ. | I sat (A) max. | I rms (A) typ. | I rms (A) max. | Fig. |
|---|---|---|---|---|---|---|---|---|---|---|
| TTMA1010P4-3R3MN-D | 3.3 | ±20 | 1V/100K | 7.3 | 8.8 | 15.0 | 13.0 | 14.0 | 12.0 | 2 |
| TTMA1010P4-100MN-D | 10.0 | ±20 | 1V/100K | 18.0 | 22.0 | 10.0 | 9.0 | 8.0 | 7.0 | 2 |
| TTMA1010P4-150MN-D | 15.0 | ±20 | 1V/100K | 32.5 | 39.0 | 6.0 | 5.0 | 6.0 | 5.0 | 2 |

**4036 inch AxBxC=10.2x9.10,C=10.8(Max.) Unit : mm Operating Temperature:-40~+125℃**

| Part Number | Inductance (uH) | Tolerance (%) | Test Frequency (Hz) | DCR (mΩ) typ. | DCR (mΩ) max. | I sat (A) typ. | I sat (A) max. | I rms (A) typ. | I rms (A) max. | Fig. |
|---|---|---|---|---|---|---|---|---|---|---|
| TTMA1094P4-1R0MG-D | 1.0 | ±20 | 1V/100K | 3.3 | 4.0 | 50.0 | 43.0 | 21.0 | 18.0 | 3 |
| TTMA1094P4-2R2MG-D | 2.2 | ±20 | 1V/100K | 5.0 | 6.0 | 32.0 | 27.5 | 18.0 | 15.0 | 3 |
| TTMA1094P4-3R3MG-D | 3.3 | ±20 | 1V/100K | 7.5 | 8.6 | 26.0 | 23.4 | 14.0 | 12.0 | 3 |
| TTMA1094P4-5R6MG-D | 5.6 | ±20 | 1V/100K | 14.0 | 16.8 | 20.0 | 18.0 | 11.0 | 9.0 | 3 |
| TTMA1094P4-100MG-D | 10.0 | ±20 | 1V/100K | 20.0 | 24.0 | 14.0 | 12.0 | 8.0 | 7.0 | 3 |
| TTMA1094P4-150MG-D | 15.0 | ±20 | 1V/100K | 34.0 | 40.8 | 9.5 | 8.5 | 6.0 | 5.0 | 3 |
| TTMA1094P4-220MG-D | 22.0 | ±20 | 1V/100K | 46.0 | 65.0 | 8.5 | 7.5 | 5.0 | 4.0 | 3 |

# TMIM Series




Halogen-free RoHS

■ Dimensions （Unit：mm）

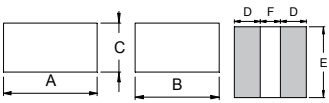


Fig.1

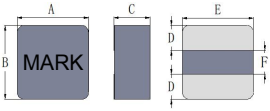


Fig.2

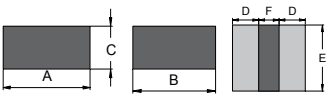


Fig.3

| P/N | A | B | C | D | E | Fig. |
|---|---|---|---|---|---|---|
| TMIM201608A | 2.0±0.3 | 1.6±0.3 | 0.6±0.2 | 0.7±0.3 | 1.6±0.3 | 1 |
| TMIM201610A | 2.0±0.3 | 1.6±0.3 | 0.8±0.2 | 0.7±0.3 | 1.6±0.3 | 1 |
| TMIM201612A | 2.0±0.3 | 1.6±0.3 | 1.0±0.2 | 0.7±0.3 | 1.6±0.3 | 1 |
| TMIM252010A | 2.5±0.3 | 2.0±0.3 | 0.8±0.2 | 0.9±0.3 | 2.0±0.3 | 1 |
| TMIM252012A | 2.5±0.3 | 2.0±0.3 | 1.0±0.2 | 0.9±0.3 | 2.0±0.3 | 1 |
| TMIM322510A | 3.2±0.3 | 2.5±0.3 | 0.8±0.2 | 1.1±0.3 | 2.5±0.3 | 1 |
| TMIM322512A | 3.2±0.3 | 2.5±0.3 | 1.0±0.2 | 1.1±0.3 | 2.5±0.3 | 1 |
| TMIM322512LR | 3.2±0.3 | 2.5±0.3 | 1.0±0.2 | 1.1±0.3 | 2.5±0.3 | 1 |
| TMIM322520A | 3.2±0.3 | 2.5±0.3 | 1.8±0.2 | 1.1±0.3 | 2.5±0.3 | 1 |
| TMIM353220A | 3.5±0.2 | 3.2±0.2 | 1.8±0.2 | 1.2±0.3 | 3.2±0.2 | 1 |
| TMIM0312A | 3.3±0.2 | 3.1±0.2 | 1.0±0.2 | 1.1±0.3 | 3.1±0.2 | 1 |
| TMIM0302A | 3.3±0.2 | 3.1±0.2 | 1.8±0.2 | 1.1±0.3 | 3.1±0.2 | 1 |
| TMIM0412A | 4.1±0.3 | 4.1±0.3 | 1.0±0.2 | 1.3±0.3 | 4.1±0.3 | 2 |
| | | | | | | |
| TMIM0415S | 4.1±0.2 | 4.1±0.2 | 1.3±0.2 | 1.3±0.3 | 4.1±0.2 | 2 |
| TMIM0418S | 4.1±0.2 | 4.1±0.2 | 1.6±0.2 | 1.3±0.3 | 4.1±0.2 | 2 |
| TMIM0402S | 4.1±0.2 | 4.1±0.2 | 1.8±0.2 | 1.3±0.3 | 4.1±0.2 | 2 |
| TMIM0403S | 4.2±0.3 | 4.2±0.3 | 2.8±0.2 | 1.3±0.3 | 4.2±0.3 | 2 |
| TMIM0524S | 5.5±0.2 | 5.3±0.2 | 2.2±0.2 | 1.8±0.3 | 5.5±0.2 | 2 |
| TMIM5530S | 5.3±0.2 | 5.1±0.2 | 2.8±0.2 | 1.8±0.3 | 5.3±0.2 | 2 |
| TMIM0503S | 5.5±0.2 | 5.3±0.2 | 2.8±0.2 | 1.8±0.3 | 5.5±0.2 | 2 |
| TMIM0615S | 6.6±0.2 | 6.4±0.2 | 1.3±0.2 | 2.0±0.3 | 6.6±0.2 | 2 |
| TMIM0602S | 6.6±0.2 | 6.4±0.2 | 1.8±0.2 | 2.0±0.3 | 6.6±0.2 | 2 |
| TMIM0603S | 6.6±0.2 | 6.4±0.2 | 2.8±0.2 | 2.0±0.3 | 6.6±0.2 | 2 |
| TMIM0605S | 6.6±0.2 | 6.4±0.2 | 4.8±0.2 | 2.0±0.3 | 6.6±0.2 | 2 |
| | | | | | | |
| TMIM141265HL | 1.4±0.3 | 1.2±0.3 | 0.55±0.1 | 0.45±0.3 | 1.2±0.3 | 3 |
| TMIM141208HL | 1.4±0.3 | 1.2±0.3 | 0.70±0.1 | 0.45±0.3 | 1.2±0.3 | 3 |
| TMIM160808HL | 1.6±0.3 | 0.8±0.3 | 0.70±0.1 | 0.55±0.3 | 0.8±0.3 | 3 |
| TMIM201265HL | 2.0±0.3 | 1.2±0.3 | 0.55±0.1 | 0.70±0.3 | 1.2±0.3 | 3 |
| TMIM201208HL | 2.0±0.3 | 1.2±0.3 | 0.70±0.1 | 0.70±0.3 | 1.2±0.3 | 3 |
| TMIM201210HL | 2.0±0.3 | 1.2±0.3 | 0.80±0.2 | 0.70±0.3 | 1.2±0.3 | 3 |
| TMIM201608HL | 2.0±0.3 | 1.6±0.3 | 0.70±0.1 | 0.70±0.3 | 1.6±0.3 | 3 |
| TMIM201610HL | 2.0±0.3 | 1.6±0.3 | 0.80±0.2 | 0.70±0.3 | 1.6±0.3 | 3 |
| TMIM252008HL | 2.5±0.3 | 2.0±0.3 | 0.60±0.2 | 0.90±0.3 | 2.0±0.3 | 3 |
| TMIM252010HL | 2.5±0.3 | 2.0±0.3 | 0.80±0.2 | 0.90±0.3 | 2.0±0.3 | 3 |
| TMIM252012HL | 2.5±0.3 | 2.0±0.3 | 1.00±0.2 | 0.90±0.3 | 2.0±0.3 | 3 |
| TMIM322512HL | 3.2±0.3 | 2.5±0.3 | 1.00±0.2 | 1.10±0.3 | 2.5±0.3 | 3 |
| TMIM322520HL | 3.2±0.3 | 2.5±0.3 | 1.80±0.2 | 1.10±0.3 | 2.5±0.3 | 3 |

# TMIM Series




Halogen-free RoHS

## ■ Specifications

**0806 inch AxBxC=2.00x1.60,C=0.80(Max.) Unit : mm Operating Temperature:-40~+125℃**

| Part Number | Inductance (uH) | Tolerance (%) | Test Frequency (Hz) | DCR (mΩ) typ. | DCR (mΩ) max. | I sat (A) typ. | I sat (A) max. | I rms (A) typ. | I rms (A) max. | Fig. |
|---|---|---|---|---|---|---|---|---|---|---|
| TMIM201608A-1R0MG | 1.00 | ±20 | 1V/1M | 65.0 | 78.0 | 3.0 | 2.7 | 2.8 | 2.4 | 1 |
| TMIM201608A-2R2MG | 2.20 | ±20 | 1V/1M | 150.0 | 180.0 | 2.0 | 1.7 | 1.9 | 1.6 | 1 |

**0806 inch AxBxC=2.00x1.60,C=1.0(Max.) Unit : mm Operating Temperature:-40~+125℃**

| Part Number | Inductance (uH) | Tolerance (%) | Test Frequency (Hz) | DCR (mΩ) typ. | DCR (mΩ) max. | I sat (A) typ. | I sat (A) max. | I rms (A) typ. | I rms (A) max. | Fig. |
|---|---|---|---|---|---|---|---|---|---|---|
| TMIM201610A-R10MG | 0.10 | ±20 | 1V/1M | 7.5 | 9.0 | 9.00 | 8.00 | 8.0 | 7.0 | 1 |
| TMIM201610A-R15MG | 0.15 | ±20 | 1V/1M | 10.0 | 12.0 | 8.50 | 7.50 | 7.5 | 6.5 | 1 |
| TMIM201610A-R22MG | 0.22 | ±20 | 1V/1M | 10.5 | 12.6 | 8.00 | 7.00 | 7.0 | 6.0 | 1 |
| TMIM201610A-R24MG | 0.24 | ±20 | 1V/1M | 18.0 | 20.5 | 7.70 | 6.70 | 6.5 | 5.5 | 1 |
| TMIM201610A-R33MG | 0.33 | ±20 | 1V/1M | 21.0 | 26.0 | 7.00 | 6.20 | 5.7 | 5.2 | 1 |
| TMIM201610A-R47MG | 0.47 | ±20 | 1V/1M | 28.0 | 32.0 | 6.00 | 5.30 | 5.3 | 4.7 | 1 |
| TMIM201610A-R56MG | 0.56 | ±20 | 1V/1M | 31.0 | 37.2 | 5.20 | 4.60 | 4.6 | 4.0 | 1 |
| TMIM201610A-R68MG | 0.68 | ±20 | 1V/1M | 44.0 | 50.0 | 5.00 | 4.40 | 4.0 | 3.4 | 1 |
| TMIM201610A-1R0MG | 1.00 | ±20 | 1V/1M | 49.0 | 59.0 | 4.40 | 3.80 | 3.6 | 3.2 | 1 |
| TMIM201610A-1R5MG | 1.50 | ±20 | 1V/1M | 80.0 | 96.0 | 3.00 | 2.70 | 2.6 | 2.3 | 1 |
| TMIM201610A-2R2MG | 2.20 | ±20 | 1V/1M | 130.0 | 150.0 | 2.65 | 2.45 | 2.3 | 2.0 | 1 |
| TMIM201610A-3R3MG | 3.30 | ±20 | 1V/1M | 175.0 | 210.0 | 2.25 | 2.05 | 1.8 | 1.5 | 1 |
| TMIM201610A-4R7MG | 4.70 | ±20 | 1V/1M | 265.0 | 318.0 | 2.10 | 1.9 0 | 1.4 | 1.2 | 1 |

**0806 inch AxBxC=2.00x1.60,C=1.20(Max.) Unit : mm Operating Temperature:-40~+125℃**

| Part Number | Inductance (uH) | Tolerance (%) | Test Frequency (Hz) | DCR (mΩ) typ. | DCR (mΩ) max. | I sat (A) typ. | I sat (A) max. | I rms (A) typ. | I rms (A) max. | Fig. |
|---|---|---|---|---|---|---|---|---|---|---|
| TMIM201612A-R15MG | 0.15 | ±20 | 1V/1M | 9.0 | 11.0 | 9.0 | 8.0 | 7.5 | 6.5 | 1 |
| TMIM201612A-R22MG | 0.22 | ±20 | 1V/1M | 10.0 | 13.0 | 8.0 | 7.0 | 7.0 | 6.0 | 1 |
| TMIM201612A-R24MG | 0.24 | ±20 | 1V/1M | 12.0 | 15.0 | 7.7 | 6.7 | 6.7 | 5.7 | 1 |
| TMIM201612A-R33MG | 0.33 | ±20 | 1V/1M | 15.0 | 18.0 | 7.0 | 6.2 | 5.9 | 5.3 | 1 |
| TMIM201612A-R47MG | 0.47 | ±20 | 1V/1M | 20.0 | 26.0 | 6.0 | 5.3 | 5.4 | 4.8 | 1 |
| TMIM201612A-R68MG | 0.68 | ±20 | 1V/1M | 30.0 | 36.0 | 5.0 | 4.4 | 4.2 | 3.7 | 1 |
| TMIM201612A-1R0MG | 1.00 | ±20 | 1V/1M | 40.0 | 48.0 | 4.5 | 4.0 | 3.7 | 3.3 | 1 |
| TMIM201612A-1R5MG | 1.50 | ±20 | 1V/1M | 70.0 | 84.0 | 3.1 | 2.8 | 2.9 | 2.5 | 1 |
| TMIM201612A-2R2MG | 2.20 | ±20 | 1V/1M | 105.0 | 126.0 | 2.7 | 2.5 | 2.5 | 2.1 | 1 |
| TMIM201612A-3R3MG | 3.30 | ±20 | 1V/1M | 170.0 | 204.0 | 2.1 | 1.8 | 2.0 | 1.7 | 1 |
| TMIM201612A-4R7MG | 4.70 | ±20 | 1V/1M | 235.0 | 282.0 | 1.6 | 1.4 | 1.5 | 1.3 | 1 |




Halogen-free RoHS

■ Specifications

| 1008 inch AxBxC=2.50x2.00,C=1.00(Max.) Unit : mm | | | | | | | | | | Operating Temperature:-40~+125℃ |
|---|---|---|---|---|---|---|---|---|---|---|
| Part Number | Inductance (uH) | Tolerance (%) | Test Frequency (Hz) | DCR (mΩ) typ. | DCR (mΩ) max. | I sat (A) typ. | I sat (A) max. | I rms (A) typ. | I rms (A) max. | Fig. |
| TMIM252010A-R10MG | 0.10 | ±20 | 1V/1M | 6.8 | 8.2 | 9.2 | 8.2 | 9.0 | 8.0 | 1 |
| TMIM252010A-R15MG | 0.15 | ±20 | 1V/1M | 8.6 | 10.3 | 8.3 | 7.5 | 8.0 | 7.2 | 1 |
| TMIM252010A-R22MG | 0.22 | ±20 | 1V/1M | 12.0 | 15.0 | 7.7 | 7.0 | 7.2 | 6.6 | 1 |
| TMIM252010A-R33MG | 0.33 | ±20 | 1V/1M | 16.0 | 19.0 | 7.2 | 6.4 | 6.6 | 6.0 | 1 |
| TMIM252010A-R47MG | 0.47 | ±20 | 1V/1M | 20.0 | 24.0 | 6.0 | 5.4 | 5.8 | 5.1 | 1 |
| TMIM252010A-R68MG | 0.68 | ±20 | 1V/1M | 25.0 | 30.0 | 5.2 | 4.8 | 5.1 | 4.7 | 1 |
| TMIM252010A-1R0MG | 1.00 | ±20 | 1V/1M | 42.0 | 50.4 | 4.6 | 3.8 | 4.3 | 4.0 | 1 |
| TMIM252010A-1R5MG | 1.50 | ±20 | 1V/1M | 60.0 | 72.0 | 3.5 | 3.2 | 3.3 | 3.0 | 1 |
| TMIM252010A-2R2MG | 2.20 | ±20 | 1V/1M | 85.0 | 102.0 | 3.0 | 2.7 | 2.8 | 2.5 | 1 |
| TMIM252010A-3R3MG | 3.30 | ±20 | 1V/1M | 130.0 | 156.0 | 2.1 | 1.8 | 2.0 | 1.7 | 1 |
| TMIM252010A-4R7MG | 4.70 | ±20 | 1V/1M | 180.0 | 216.0 | 1.8 | 1.6 | 1.7 | 1.5 | 1 |

| 1008 inch AxBxC=2.50x2.00,C=1.20(Max.) Unit : mm | | | | | | | | | | Operating Temperature:-40~+125℃ |
|---|---|---|---|---|---|---|---|---|---|---|
| Part Number | Inductance (uH) | Tolerance (%) | Test Frequency (Hz) | DCR (mΩ) typ. | DCR (mΩ) max. | I sat (A) typ. | I sat (A) max. | I rms (A) typ. | I rms (A) max. | Fig. |
| TMIM252012A-R10MG | 0.10 | ±20 | 1V/1M | 5.4 | 6.5 | 14.0 | 12.0 | 10.0 | 9.0 | 1 |
| TMIM252012A-R15MG | 0.15 | ±20 | 1V/1M | 8.0 | 9.6 | 11.0 | 10.0 | 9.0 | 8.0 | 1 |
| TMIM252012A-R24MG | 0.24 | ±20 | 1V/1M | 11.0 | 13.2 | 7.8 | 7.2 | 7.3 | 6.8 | 1 |
| TMIM252012A-R33MG | 0.33 | ±20 | 1V/1M | 14.0 | 17.0 | 7.5 | 6.8 | 6.8 | 6.3 | 1 |
| TMIM252012A-R36MG | 0.36 | ±20 | 1V/1M | 14.5 | 17.5 | 7.0 | 6.1 | 6.5 | 6.0 | 1 |
| TMIM252012A-R47MG | 0.47 | ±20 | 1V/1M | 15.0 | 18.0 | 6.2 | 5.6 | 6.2 | 5.6 | 1 |
| TMIM252012A-R56MG | 0.56 | ±20 | 1V/1M | 20.0 | 24.0 | 5.9 | 5.4 | 5.9 | 5.4 | 1 |
| TMIM252012A-R68MG | 0.68 | ±20 | 1V/1M | 23.0 | 27.6 | 5.5 | 5.0 | 5.3 | 4.9 | 1 |
| TMIM252012A-R82MG | 0.82 | ±20 | 1V/1M | 25.0 | 30.0 | 5.2 | 4.6 | 4.9 | 4.5 | 1 |
| TMIM252012A-1R0MG | 1.00 | ±20 | 1V/1M | 33.0 | 39.6 | 5.0 | 4.2 | 4.5 | 4.2 | 1 |
| TMIM252012A-1R5MG | 1.50 | ±20 | 1V/1M | 43.0 | 51.6 | 4.0 | 3.5 | 3.7 | 3.4 | 1 |
| TMIM252012A-2R2MG | 2.20 | ±20 | 1V/1M | 66.0 | 79.2 | 3.4 | 3.1 | 3.1 | 2.8 | 1 |
| TMIM252012A-3R3MG | 3.30 | ±20 | 1V/1M | 115.0 | 138.0 | 3.0 | 2.7 | 2.4 | 2.2 | 1 |
| TMIM252012A-4R7MG | 4.70 | ±20 | 1V/1M | 170.0 | 204.0 | 2.8 | 2.5 | 2.0 | 1.8 | 1 |

# TMIM Series




Halogen-free RoHS

## ■ Specifications

1310 inch AxBxC=3.20x2.50,C=1.00(Max.) Unit : mm Operating Temperature:-40~+125℃

| Part Number | Inductance (uH) | Tolerance (%) | Test Frequency (Hz) | DCR (mΩ) typ. | DCR (mΩ) max. | I sat (A) typ. | I sat (A) max. | I rms (A) typ. | I rms (A) max. | Fig. |
|---|---|---|---|---|---|---|---|---|---|---|
| TMIM322510A-R22MG | 0.22 | ±20 | 1V/1M | 11.0 | 13.2 | 9.0 | 8.5 | 8.0 | 7.0 | 1 |
| TMIM322510A-R33MG | 0.33 | ±20 | 1V/1M | 15.0 | 18.0 | 8.0 | 7.0 | 7.0 | 6.0 | 1 |
| TMIM322510A-R47MG | 0.47 | ±20 | 1V/1M | 18.0 | 21.6 | 6.5 | 5.5 | 6.0 | 5.5 | 1 |
| TMIM322510A-R68MG | 0.68 | ±20 | 1V/1M | 22.0 | 26.4 | 6.0 | 5.2 | 5.5 | 5.0 | 1 |
| TMIM322510A-1R0MG | 1.00 | ±20 | 1V/1M | 30.0 | 36.0 | 4.8 | 4.0 | 4.8 | 4.0 | 1 |
| TMIM322510A-1R5MG | 1.50 | ±20 | 1V/1M | 48.3 | 58.0 | 4.3 | 3.8 | 3.8 | 3.2 | 1 |
| TMIM322510A-2R2MG | 2.20 | ±20 | 1V/1M | 67.0 | 80.4 | 3.6 | 3.3 | 3.1 | 2.7 | 1 |
| TMIM322510A-3R3MG | 3.30 | ±20 | 1V/1M | 100.0 | 120.0 | 3.1 | 2.8 | 2.5 | 2.1 | 1 |
| TMIM322510A-4R7MG | 4.70 | ±20 | 1V/1M | 143.0 | 172.0 | 2.2 | 1.9 | 2.0 | 1.7 | 1 |

1310 inch AxBxC=3.20x2.50,C=1.20(Max.) Unit : mm Operating Temperature:-40~+125℃

| Part Number | Inductance (uH) | Tolerance (%) | Test Frequency (Hz) | DCR (mΩ) typ. | DCR (mΩ) max. | I sat (A) typ. | I sat (A) max. | I rms (A) typ. | I rms (A) max. | Fig. |
|---|---|---|---|---|---|---|---|---|---|---|
| TMIM322512A-R10MG | 0.10 | ±20 | 1V/1M | 4.0 | 4.8 | 18.0 | 16.0 | 12.0 | 11.0 | 1 |
| TMIM322512A-R22MG | 0.22 | ±20 | 1V/1M | 7.4 | 8.5 | 9.3 | 8.7 | 9.5 | 9.0 | 1 |
| TMIM322512A-R33MG | 0.33 | ±20 | 1V/1M | 10.0 | 13.0 | 9.1 | 8.5 | 8.5 | 8.0 | 1 |
| TMIM322512A-R47MG | 0.47 | ±20 | 1V/1M | 16.0 | 19.2 | 8.2 | 7.4 | 7.0 | 6.5 | 1 |
| TMIM322512A-R68MG | 0.68 | ±20 | 1V/1M | 20.0 | 24.0 | 7.3 | 6.8 | 6.2 | 5.7 | 1 |
| TMIM322512A-1R0MG | 1.00 | ±20 | 1V/1M | 26.0 | 32.0 | 6.5 | 5.7 | 5.5 | 5.0 | 1 |
| TMIM322512A-1R5MG | 1.50 | ±20 | 1V/1M | 44.0 | 53.0 | 5.0 | 4.5 | 4.4 | 3.9 | 1 |
| TMIM322512A-2R2MG | 2.20 | ±20 | 1V/1M | 61.0 | 73.0 | 4.8 | 4.3 | 4.0 | 3.6 | 1 |
| TMIM322512A-3R3MG | 3.30 | ±20 | 1V/1M | 87.0 | 101.0 | 3.4 | 3.0 | 3.1 | 2.8 | 1 |
| TMIM322512A-4R7MG | 4.70 | ±20 | 1V/1M | 122.0 | 146.0 | 2.8 | 2.4 | 2.2 | 1.9 | 1 |

1310 inch AxBxC=3.20x2.50,C=1.20(Max.) Unit : mm Operating Temperature:-40~+125℃

| Part Number | Inductance (uH) | Tolerance (%) | Test Frequency (Hz) | DCR (mΩ) typ. | DCR (mΩ) max. | I sat (A) typ. | I sat (A) max. | I rms (A) typ. | I rms (A) max. | Fig. |
|---|---|---|---|---|---|---|---|---|---|---|
| TMIM322512LR-R33MG | 0.33 | ±20 | 1V/1M | 9.0 | 11.0 | 10.2 | 9.3 | 9.0 | 8.5 | 1 |
| TMIM322512LR-R45MG | 0.45 | ±20 | 1V/1M | 12.0 | 14.4 | 10.0 | 8.7 | 8.0 | 7.5 | 1 |
| TMIM322512LR-1R0MG | 1.00 | ±20 | 1V/1M | 18.8 | 22.6 | 6.9 | 6.2 | 6.0 | 5.5 | 1 |
| TMIM322512LR-1R5MG | 1.50 | ±20 | 1V/1M | 35.0 | 42.0 | 5.6 | 5.2 | 5.0 | 4.5 | 1 |
| TMIM322512LR-2R2MG | 2.20 | ±20 | 1V/1M | 48.0 | 58.0 | 5.0 | 4.5 | 4.5 | 4.0 | 1 |
| TMIM322512LR-3R0MG | 3.00 | ±20 | 1V/1M | 64.0 | 77.0 | 4.0 | 3.6 | 4.0 | 3.5 | 1 |
| TMIM322512LR-4R7MG | 4.70 | ±20 | 1V/1M | 90.0 | 108.0 | 3.1 | 2.8 | 3.0 | 2.6 | 1 |
| TMIM322512LR-6R8MG | 6.80 | ±20 | 1V/1M | 130.0 | 156.0 | 2.6 | 2.4 | 2.5 | 2.2 | 1 |

# TMIM Series




Halogen-free RoHS

## ■ Specifications

1310 inch AxBxC=3.20x2.50,C=2.00(Max.) Unit : mm Operating Temperature:-40~+125℃

| Part Number | Inductance (uH) | Tolerance (%) | Test Frequency (Hz) | DCR (mΩ) typ. | DCR (mΩ) max. | I sat (A) typ. | I sat (A) max. | I rms (A) typ. | I rms (A) max. | Fig. |
|---|---|---|---|---|---|---|---|---|---|---|
| TMIM322520A-R10MG | 0.10 | ±20 | 1V/1M | 3.3 | 4.0 | 22.0 | 20.0 | 11.5 | 10.5 | 1 |
| TMIM322520A-R22MG | 0.22 | ±20 | 1V/1M | 5.3 | 6.4 | 15.0 | 13.0 | 10.0 | 9.0 | 1 |
| TMIM322520A-R33MG | 0.33 | ±20 | 1V/1M | 8.0 | 9.6 | 11.0 | 10.0 | 8.5 | 8.0 | 1 |
| TMIM322520A-R47MG | 0.47 | ±20 | 1V/1M | 9.3 | 11.2 | 9.0 | 8.0 | 8.0 | 7.5 | 1 |
| TMIM322520A-R56MG | 0.56 | ±20 | 1V/1M | 11.4 | 13.7 | 8.5 | 7.5 | 7.5 | 7.0 | 1 |
| TMIM322520A-R68MG | 0.68 | ±20 | 1V/1M | 13.3 | 16.0 | 8.0 | 7.0 | 7.0 | 6.4 | 1 |
| TMIM322520A-1R0MG | 1.00 | ±20 | 1V/1M | 18.3 | 22.0 | 7.5 | 6.2 | 6.2 | 5.8 | 1 |
| TMIM322520A-1R5MG | 1.50 | ±20 | 1V/1M | 25.8 | 31.0 | 6.0 | 5.0 | 5.3 | 4.8 | 1 |
| TMIM322520A-2R2MG | 2.20 | ±20 | 1V/1M | 38.0 | 46.0 | 5.0 | 4.5 | 3.7 | 3.2 | 1 |
| TMIM322520A-3R3MG | 3.30 | ±20 | 1V/1M | 56.0 | 65.0 | 4.2 | 3.7 | 3.2 | 2.7 | 1 |
| TMIM322520A-4R7MG | 4.70 | ±20 | 1V/1M | 90.0 | 98.0 | 3.4 | 2.9 | 2.8 | 2.4 | 1 |
| TMIM322520A-6R8MG | 6.80 | ±20 | 1V/1M | 105.0 | 126.0 | 2.3 | 2.0 | 2.3 | 2.0 | 1 |

1413 inch AxBxC=3.50x3.20,C=2.00(Max.) Unit : mm Operating Temperature:-40~+125℃

| Part Number | Inductance (uH) | Tolerance (%) | Test Frequency (Hz) | DCR (mΩ) typ. | DCR (mΩ) max. | I sat (A) typ. | I sat (A) max. | I rms (A) typ. | I rms (A) max. | Fig. |
|---|---|---|---|---|---|---|---|---|---|---|
| TMIM353220A-R07MG | 0.07 | ±20 | 1V/1M | 2.45 | 2.85 | 25.0 | 23.0 | 18.0 | 16.0 | 1 |
| TMIM353220A-R15MG | 0.15 | ±20 | 1V/1M | 3.50 | 4.20 | 17.0 | 15.0 | 17.0 | 15.0 | 1 |
| TMIM353220A-R22MG | 0.22 | ±20 | 1V/1M | 5.30 | 6.40 | 15.0 | 13.0 | 15.5 | 13.5 | 1 |
| TMIM353220A-R30MG | 0.30 | ±20 | 1V/1M | 5.50 | 6.60 | 14.0 | 12.0 | 15.0 | 13.0 | 1 |
| TMIM353220A-R47MG | 0.47 | ±20 | 1V/1M | 7.50 | 9.00 | 12.0 | 10.0 | 13.0 | 12.0 | 1 |
| TMIM353220A-R68MG | 0.68 | ±20 | 1V/1M | 9.50 | 11.4 | 10.0 | 9.0 | 11.5 | 10.0 | 1 |
| TMIM353220A-1R0MG | 1.00 | ±20 | 1V/1M | 14.0 | 16.8 | 9.0 | 7.8 | 10.0 | 8.2 | 1 |
| TMIM353220A-1R5MG | 1.50 | ±20 | 1V/1M | 17.0 | 20.4 | 7.5 | 6.6 | 8.5 | 7.3 | 1 |
| TMIM353220A-2R2MG | 2.20 | ±20 | 1V/1M | 27.5 | 33.0 | 6.0 | 5.2 | 7.0 | 6.0 | 1 |
| TMIM353220A-3R3MG | 3.30 | ±20 | 1V/1M | 36.0 | 43.2 | 5.0 | 4.2 | 6.0 | 5.2 | 1 |
| TMIM353220A-4R7MG | 4.70 | ±20 | 1V/1M | 53.0 | 63.6 | 4.0 | 3.5 | 4.8 | 4.1 | 1 |
| TMIM353220A-6R8MG | 6.80 | ±20 | 1V/1M | 90.0 | 103.5 | 3.0 | 2.6 | 3.9 | 3.2 | 1 |
| TMIM353220A-100MG | 10.0 | ±20 | 1V/1M | 133.0 | 160.0 | 2.5 | 2.2 | 3.2 | 2.6 | 1 |

# TMIM Series




Halogen-free RoHS

## ■ Specifications

1312 inch AxBxC=3.30x3.10,C=1.20(Max.) Unit : mm Operating Temperature:-40~+125℃

| Part Number | Inductance (uH) | Tolerance (%) | Test Frequency (Hz) | DCR (mΩ) typ. | DCR (mΩ) max. | I sat (A) typ. | I sat (A) max. | I rms (A) typ. | I rms (A) max. | Fig. |
|---|---|---|---|---|---|---|---|---|---|---|
| TMIM0312A-R12MG | 0.12 | ±20 | 1V/1M | 5.0 | 6.0 | 17.0 | 15.0 | 11.0 | 10.0 | 1 |
| TMIM0312A-R24MG | 0.24 | ±20 | 1V/1M | 7.5 | 8.6 | 13.0 | 12.0 | 9.5 | 8.5 | 1 |
| TMIM0312A-R36MG | 0.36 | ±20 | 1V/1M | 9.5 | 11.4 | 10.3 | 9.2 | 8.7 | 7.7 | 1 |
| TMIM0312A-R47MG | 0.47 | ±20 | 1V/1M | 10.0 | 12.0 | 9.7 | 9.0 | 8.0 | 7.0 | 1 |
| TMIM0312A-R68MG | 0.68 | ±20 | 1V/1M | 13.0 | 15.6 | 8.5 | 7.5 | 7.4 | 6.6 | 1 |
| TMIM0312A-1R0MG | 1.00 | ±20 | 1V/1M | 18.5 | 22.2 | 7.0 | 6.3 | 6.5 | 6.0 | 1 |
| TMIM0312A-1R2MG | 1.20 | ±20 | 1V/1M | 23.5 | 28.2 | 6.3 | 5.8 | 6.1 | 5.7 | 1 |
| TMIM0312A-1R5MG | 1.50 | ±20 | 1V/1M | 27.0 | 32.4 | 6.0 | 5.5 | 5.7 | 5.4 | 1 |
| TMIM0312A-1R8MG | 1.80 | ±20 | 1V/1M | 30.0 | 36.0 | 5.5 | 5.0 | 5.2 | 4.8 | 1 |
| TMIM0312A-2R2MG | 2.20 | ±20 | 1V/1M | 42.0 | 50.4 | 4.8 | 4.3 | 4.4 | 4.0 | 1 |
| TMIM0312A-3R3MG | 3.30 | ±20 | 1V/1M | 61.0 | 73.0 | 3.7 | 3.3 | 3.5 | 3.1 | 1 |
| TMIM0312A-4R7MG | 4.70 | ±20 | 1V/1M | 99.0 | 118.0 | 3.2 | 2.7 | 2.8 | 2.5 | 1 |
| TMIM0312A-5R6MG | 5.60 | ±20 | 1V/1M | 127.0 | 152.0 | 2.8 | 2.5 | 2.5 | 2.3 | 1 |
| TMIM0312A-6R8MG | 6.80 | ±20 | 1V/1M | 145.0 | 174.0 | 2.5 | 2.3 | 2.3 | 2.1 | 1 |
| TMIM0312A-8R2MG | 8.20 | ±20 | 1V/1M | 162.0 | 194.0 | 2.3 | 2.0 | 2.1 | 1.9 | 1 |
| TMIM0312A-100MG | 10.0 | ±20 | 1V/1M | 190.0 | 228.0 | 2.0 | 1.7 | 1.9 | 1.7 | 1 |

1312 inch AxBxC=3.30x3.10,C=2.00(Max.) Unit : mm Operating Temperature:-40~+125℃

| Part Number | Inductance (uH) | Tolerance (%) | Test Frequency (Hz) | DCR (mΩ) typ. | DCR (mΩ) max. | I sat (A) typ. | I sat (A) max. | I rms (A) typ. | I rms (A) max. | Fig. |
|---|---|---|---|---|---|---|---|---|---|---|
| TMIM0302A-R12MG | 0.12 | ±20 | 1V/1M | 3.3 | 3.8 | 20.0 | 18.0 | 16.0 | 14.0 | 1 |
| TMIM0302A-R22MG | 0.22 | ±20 | 1V/1M | 5.0 | 5.8 | 16.0 | 14.0 | 13.0 | 12.0 | 1 |
| TMIM0302A-R33MG | 0.33 | ±20 | 1V/1M | 6.5 | 7.5 | 12.5 | 11.5 | 11.0 | 10.0 | 1 |
| TMIM0302A-R40MG | 0.40 | ±20 | 1V/1M | 7.0 | 8.4 | 12.0 | 11.0 | 10.5 | 9.5 | 1 |
| TMIM0302A-R47MG | 0.47 | ±20 | 1V/1M | 8.0 | 9.6 | 10.5 | 10.0 | 9.6 | 9.1 | 1 |
| TMIM0302A-R60MG | 0.60 | ±20 | 1V/1M | 9.7 | 11.7 | 10.0 | 9.5 | 9.1 | 8.6 | 1 |
| TMIM0302A-R68MG | 0.68 | ±20 | 1V/1M | 10.0 | 12.0 | 9.5 | 8.7 | 8.8 | 8.4 | 1 |
| TMIM0302A-1R0MG | 1.00 | ±20 | 1V/1M | 14.5 | 17.4 | 8.5 | 8.0 | 7.8 | 7.4 | 1 |
| TMIM0302A-1R5MG | 1.50 | ±20 | 1V/1M | 21.0 | 25.2 | 7.0 | 6.0 | 6.5 | 6.0 | 1 |
| TMIM0302A-2R2MG | 2.20 | ±20 | 1V/1M | 37.2 | 44.7 | 5.0 | 4.5 | 4.7 | 4.4 | 1 |
| TMIM0302A-3R3MG | 3.30 | ±20 | 1V/1M | 51.5 | 61.8 | 4.3 | 3.8 | 3.8 | 3.4 | 1 |
| TMIM0302A-4R7MG | 4.70 | ±20 | 1V/1M | 85.0 | 102.0 | 3.6 | 3.1 | 3.1 | 2.8 | 1 |
| TMIM0302A-6R8MG | 6.80 | ±20 | 1V/1M | 105.0 | 126.0 | 2.6 | 2.3 | 2.6 | 2.3 | 1 |
| TMIM0302A-100MG | 10.0 | ±20 | 1V/1M | 187.0 | 225.0 | 2.0 | 1.7 | 2.0 | 1.7 | 1 |




Halogen-free RoHS

## ■ Specifications

1616 inch AxBxC=4.10x4.10,C=1.20(Max.) Unit : mm Operating Temperature:-40~+125℃

| Part Number | Inductance (uH) | Tolerance (%) | Test Frequency (Hz) | DCR (mΩ) typ. | DCR (mΩ) max. | I sat (A) typ. | I sat (A) max. | I rms (A) typ. | I rms (A) max. | Fig. |
|---|---|---|---|---|---|---|---|---|---|---|
| TMIM0412A-R47MG-D | 0.47 | ±20 | 1V/1M | 11.6 | 14.0 | 11.0 | 10.0 | 9.0 | 8.0 | 2 |
| TMIM0412A-R68MG-D | 0.68 | ±20 | 1V/1M | 16.0 | 19.6 | 10.0 | 9.0 | 8.0 | 7.0 | 2 |
| TMIM0412A-1R0MG-D | 1.00 | ±20 | 1V/1M | 23.0 | 27.6 | 8.5 | 7.5 | 7.0 | 6.5 | 2 |
| TMIM0412A-1R5MG-D | 1.50 | ±20 | 1V/1M | 30.0 | 36.0 | 7.0 | 6.0 | 6.0 | 5.0 | 2 |
| TMIM0412A-2R2MG-D | 2.20 | ±20 | 1V/1M | 40.0 | 48.0 | 5.5 | 5.0 | 5.0 | 4.5 | 2 |
| TMIM0412A-3R3MG-D | 3.30 | ±20 | 1V/1M | 60.0 | 72.0 | 3.8 | 3.3 | 3.4 | 3.1 | 2 |
| TMIM0412A-4R7MG-D | 4.70 | ±20 | 1V/1M | 85.0 | 100.0 | 3.5 | 3.0 | 3.1 | 2.8 | 2 |
| TMIM0412A-100MG-D | 10.0 | ±20 | 1V/1M | 165.0 | 198.0 | 2.3 | 2.0 | 2.4 | 2.1 | 2 |

1616 inch AxBxC=4.10x4.10,C=1.50(Max.) Unit : mm Operating Temperature:-40~+125℃

| Part Number | Inductance (uH) | Tolerance (%) | Test Frequency (Hz) | DCR (mΩ) typ. | DCR (mΩ) max. | I sat (A) typ. | I sat (A) max. | I rms (A) typ. | I rms (A) max. | Fig. |
|---|---|---|---|---|---|---|---|---|---|---|
| TMIM0415S-R10MG-D | 0.10 | ±20 | 1V/1M | 1.8 | 2.2 | 30.0 | 27.0 | 27.0 | 24.0 | 2 |
| TMIM0415S-R22MG-D | 0.22 | ±20 | 1V/1M | 3.4 | 4.1 | 20.0 | 17.0 | 18.0 | 15.0 | 2 |
| TMIM0415S-R36MG-D | 0.36 | ±20 | 1V/1M | 5.0 | 6.0 | 15.0 | 13.0 | 14.0 | 12.0 | 2 |
| TMIM0415S-R47MG-D | 0.47 | ±20 | 1V/1M | 6.2 | 7.5 | 15.0 | 13.0 | 13.0 | 11.0 | 2 |
| TMIM0415S-R68MG-D | 0.68 | ±20 | 1V/1M | 8.8 | 10.1 | 11.5 | 10.0 | 11.0 | 9.2 | 2 |
| TMIM0415S-1R0MG-D | 1.00 | ±20 | 1V/1M | 15.0 | 18.0 | 10.0 | 9.0 | 9.0 | 8.0 | 2 |
| TMIM0415S-1R2MG-D | 1.20 | ±20 | 1V/1M | 17.5 | 21.0 | 9.0 | 8.5 | 8.5 | 7.5 | 2 |
| TMIM0415S-1R5MG-D | 1.50 | ±20 | 1V/1M | 19.6 | 23.6 | 7.8 | 6.5 | 7.2 | 6.3 | 2 |
| TMIM0415S-2R2MG-D | 2.20 | ±20 | 1V/1M | 28.0 | 33.6 | 6.5 | 5.5 | 6.2 | 5.2 | 2 |
| TMIM0415S-2R7MG-D | 2.70 | ±20 | 1V/1M | 38.0 | 46.0 | 6.0 | 5.4 | 5.5 | 5.0 | 2 |

1616 inch AxBxC=4.10x4.10,C=1.80(Max.) Unit : mm Operating Temperature:-40~+125℃

| Part Number | Inductance (uH) | Tolerance (%) | Test Frequency (Hz) | DCR (mΩ) typ. | DCR (mΩ) max. | I sat (A) typ. | I sat (A) max. | I rms (A) typ. | I rms (A) max. | Fig. |
|---|---|---|---|---|---|---|---|---|---|---|
| TMIM0418S-R12MG-D | 0.12 | ±20 | 1V/1M | 1.7 | 2.0 | 30.0 | 27.0 | 25.0 | 22.0 | 2 |
| TMIM0418S-R22MG-D | 0.22 | ±20 | 1V/1M | 2.6 | 3.2 | 24.0 | 22.0 | 23.0 | 20.0 | 2 |
| TMIM0418S-R36MG-D | 0.36 | ±20 | 1V/1M | 3.9 | 4.7 | 16.0 | 14.0 | 16.0 | 14.0 | 2 |
| TMIM0418S-R47MG-D | 0.47 | ±20 | 1V/1M | 5.0 | 6.0 | 15.0 | 13.0 | 15.0 | 13.0 | 2 |
| TMIM0418S-R56MG-D | 0.56 | ±20 | 1V/1M | 6.8 | 8.2 | 14.0 | 12.0 | 14.0 | 12.0 | 2 |
| TMIM0418S-R68MG-D | 0.68 | ±20 | 1V/1M | 7.2 | 8.6 | 13.0 | 11.5 | 13.0 | 11.5 | 2 |
| TMIM0418S-1R0MG-D | 1.00 | ±20 | 1V/1M | 10.0 | 12.0 | 11.0 | 10.0 | 11.0 | 10.0 | 2 |
| TMIM0418S-1R5MG-D | 1.50 | ±20 | 1V/1M | 16.5 | 20.0 | 8.5 | 7.5 | 8.5 | 7.5 | 2 |
| TMIM0418S-2R2MG-D | 2.20 | ±20 | 1V/1M | 25.0 | 30.0 | 6.2 | 5.5 | 6.2 | 5.5 | 2 |




Halogen-free RoHS

## ■ Specifications

**1616 inch AxBxC=4.10x4.10,C=2.00(Max.) Unit : mm Operating Temperature:-40~+125℃**

| Part Number | Inductance (uH) | Tolerance (%) | Test Frequency (Hz) | DCR (mΩ) typ. | DCR (mΩ) max. | I sat (A) typ. | I sat (A) max. | I rms (A) typ. | I rms (A) max. | Fig. |
|---|---|---|---|---|---|---|---|---|---|---|
| TMIM0402S-R10MG-D | 0.10 | ±20 | 1V/1M | 1.3 | 1.60 | 37.0 | 32.0 | 34.0 | 30.5 | 2 |
| TMIM0402S-R22MG-D | 0.22 | ±20 | 1V/1M | 1.9 | 2.20 | 26.0 | 24.0 | 26.0 | 23.5 | 2 |
| TMIM0402S-R33MG-D | 0.33 | ±20 | 1V/1M | 3.3 | 4.00 | 18.0 | 16.0 | 17.0 | 15.0 | 2 |
| TMIM0402S-R47MG-D | 0.47 | ±20 | 1V/1M | 4.5 | 5.40 | 16.0 | 14.0 | 16.0 | 14.0 | 2 |
| TMIM0402S-R68MG-D | 0.68 | ±20 | 1V/1M | 5.5 | 6.60 | 13.0 | 11.0 | 13.0 | 11.0 | 2 |
| TMIM0402S-1R0MG-D | 1.00 | ±20 | 1V/1M | 8.2 | 9.00 | 11.0 | 9.5 | 12.0 | 10.0 | 2 |
| TMIM0402S-1R5MG-D | 1.50 | ±20 | 1V/1M | 12.5 | 15.0 | 8.5 | 7.6 | 10.0 | 9.0 | 2 |
| TMIM0402S-2R2MG-D | 2.20 | ±20 | 1V/1M | 17.5 | 21.0 | 7.2 | 6.5 | 9.0 | 8.0 | 2 |
| TMIM0402S-4R7MG-D | 4.70 | ±20 | 1V/1M | 42.0 | 46.0 | 5.0 | 4.5 | 5.5 | 5.0 | 2 |

**1717 inch AxBxC=4.20x4.20,C=3.00(Max.) Unit : mm Operating Temperature:-40~+125℃**

| Part Number | Inductance (uH) | Tolerance (%) | Test Frequency (Hz) | DCR (mΩ) typ. | DCR (mΩ) max. | I sat (A) typ. | I sat (A) max. | I rms (A) typ. | I rms (A) max. | Fig. |
|---|---|---|---|---|---|---|---|---|---|---|
| TMIM0403S-R22MG-D | 0.22 | ±20 | 1V/1M | 2.0 | 2.4 | 30.0 | 26.0 | 27.2 | 24.7 | 2 |
| TMIM0403S-R47MG-D | 0.47 | ±20 | 1V/1M | 3.5 | 4.1 | 21.0 | 18.0 | 21.0 | 19.0 | 2 |
| TMIM0403S-R68MG-D | 0.68 | ±20 | 1V/1M | 4.4 | 5.2 | 19.0 | 16.0 | 18.0 | 16.0 | 2 |
| TMIM0403S-1R0MG-D | 1.00 | ±20 | 1V/1M | 6.5 | 7.8 | 12.5 | 11.0 | 12.5 | 10.0 | 2 |
| TMIM0403S-1R5MG-D | 1.50 | ±20 | 1V/1M | 9.5 | 11.4 | 10.5 | 9.5 | 11.0 | 10.0 | 2 |
| TMIM0403S-2R2MG-D | 2.20 | ±20 | 1V/1M | 14.5 | 17.4 | 8.5 | 7.5 | 10.5 | 9.5 | 2 |
| TMIM0403S-3R3MG-D | 3.30 | ±20 | 1V/1M | 17.2 | 20.7 | 7.5 | 6.5 | 10.0 | 9.0 | 2 |
| TMIM0403S-4R7MG-D | 4.70 | ±20 | 1V/1M | 27.0 | 32.4 | 5.8 | 5.1 | 6.6 | 5.9 | 2 |

**2221 inch AxBxC=5.50x5.30,C=2.40(Max.) Unit : mm Operating Temperature:-40~+125℃**

| Part Number | Inductance (uH) | Tolerance (%) | Test Frequency (Hz) | DCR (mΩ) typ. | DCR (mΩ) max. | I sat (A) typ. | I sat (A) max. | I rms (A) typ. | I rms (A) max. | Fig. |
|---|---|---|---|---|---|---|---|---|---|---|
| TMIM0524S-R15MG-D | 0.15 | ±20 | 1V/1M | 1.2 | 1.5 | 44.0 | 40.0 | 38.0 | 35.0 | 2 |
| TMIM0524S-R33MG-D | 0.33 | ±20 | 1V/1M | 2.1 | 2.5 | 28.0 | 26.0 | 25.0 | 23.0 | 2 |
| TMIM0524S-R47MG-D | 0.47 | ±20 | 1V/1M | 2.6 | 3.2 | 22.0 | 20.0 | 18.0 | 16.0 | 2 |
| TMIM0524S-R68MG-D | 0.68 | ±20 | 1V/1M | 4.0 | 4.8 | 18.0 | 16.0 | 16.0 | 14.0 | 2 |
| TMIM0524S-1R0MG-D | 1.00 | ±20 | 1V/1M | 5.7 | 6.9 | 15.0 | 13.0 | 14.0 | 12.0 | 2 |
| TMIM0524S-1R5MG-D | 1.50 | ±20 | 1V/1M | 8.0 | 9.6 | 12.5 | 11.0 | 12.5 | 11.0 | 2 |
| TMIM0524S-2R2MG-D | 2.20 | ±20 | 1V/1M | 13.0 | 15.6 | 10.5 | 9.5 | 10.5 | 9.5 | 2 |
| TMIM0524S-3R3MG-D | 3.30 | ±20 | 1V/1M | 18.0 | 21.6 | 9.0 | 8.0 | 9.0 | 8.0 | 2 |
| TMIM0524S-4R7MG-D | 4.70 | ±20 | 1V/1M | 26.0 | 31.2 | 7.0 | 6.3 | 7.0 | 6.3 | 2 |

# TMIM Series




Halogen-free RoHS

## ■ Specifications

**2120 inch AxBxC=5.30x5.10,C=3.00(Max.) Unit : mm Operating Temperature:-40~+125℃**

| Part Number | Inductance (uH) | Tolerance (%) | Test Frequency (Hz) | DCR (mΩ) typ. | DCR (mΩ) max. | I sat (A) typ. | I sat (A) max. | I rms (A) typ. | I rms (A) max. | Fig. |
|---|---|---|---|---|---|---|---|---|---|---|
| TMIM5530S-R68MG-D | 0.68 | ±20 | 1V/1M | 3.3 | 4.0 | 24.0 | 21.0 | 20.0 | 18.0 | 2 |
| TMIM5530S-1R0MG-D | 1.00 | ±20 | 1V/1M | 5.0 | 6.0 | 19.5 | 17.0 | 17.0 | 15.5 | 2 |
| TMIM5530S-1R5MG-D | 1.50 | ±20 | 1V/1M | 7.1 | 8.6 | 17.0 | 15.0 | 14.5 | 13.0 | 2 |
| TMIM5530S-3R3MG-D | 3.30 | ±20 | 1V/1M | 14.0 | 17.0 | 10.0 | 9.0 | 10.0 | 9.0 | 2 |

**2221 inch AxBxC=5.50x5.30,C=3.00(Max.) Unit : mm Operating Temperature:-40~+125℃**

| Part Number | Inductance (uH) | Tolerance (%) | Test Frequency (Hz) | DCR (mΩ) typ. | DCR (mΩ) max. | I sat (A) typ. | I sat (A) max. | I rms (A) typ. | I rms (A) max. | Fig. |
|---|---|---|---|---|---|---|---|---|---|---|
| TMIM0503S-R10MG-D02 | 0.10 | ±20 | 1V/1M | 0.66 | 0.76 | 73.0 | 65.0 | 52.0 | 44.0 | 2 |
| TMIM0503S-R15MG-D02 | 0.15 | ±20 | 1V/1M | 0.85 | 0.96 | 48.0 | 44.0 | 42.0 | 38.0 | 2 |
| TMIM0503S-R18MG-D02 | 0.18 | ±20 | 1V/1M | 1.10 | 1.32 | 40.0 | 35.0 | 35.0 | 32.0 | 2 |
| TMIM0503S-R20MG-D02 | 0.20 | ±20 | 1V/1M | 1.30 | 1.60 | 38.0 | 33.0 | 33.0 | 30.0 | 2 |
| TMIM0503S-R22MG-D02 | 0.22 | ±20 | 1V/1M | 1.30 | 1.60 | 34.0 | 30.0 | 31.0 | 28.0 | 2 |
| TMIM0503S-R33MG-D02 | 0.33 | ±20 | 1V/1M | 1.80 | 2.20 | 32.0 | 28.0 | 29.0 | 26.0 | 2 |
| TMIM0503S-R36MG-D02 | 0.36 | ±20 | 1V/1M | 1.90 | 2.30 | 30.0 | 26.0 | 27.0 | 24.5 | 2 |
| TMIM0503S-R47MG-D02 | 0.47 | ±20 | 1V/1M | 2.40 | 2.90 | 28.0 | 24.0 | 24.0 | 22.0 | 2 |
| TMIM0503S-R56MG-D02 | 0.56 | ±20 | 1V/1M | 2.70 | 3.30 | 25.0 | 22.0 | 22.0 | 20.0 | 2 |
| TMIM0503S-R68MG-D02 | 0.68 | ±20 | 1V/1M | 3.30 | 4.00 | 24.0 | 21.0 | 20.0 | 18.0 | 2 |
| TMIM0503S-R82MG-D02 | 0.82 | ±20 | 1V/1M | 4.10 | 4.90 | 22.0 | 19.0 | 18.0 | 16.5 | 2 |
| TMIM0503S-1R0MG-D02 | 1.00 | ±20 | 1V/1M | 5.00 | 6.00 | 19.5 | 17.0 | 17.0 | 15.5 | 2 |
| TMIM0503S-1R5MG-D02 | 1.50 | ±20 | 1V/1M | 7.10 | 8.60 | 17.0 | 15.0 | 14.5 | 13.0 | 2 |
| TMIM0503S-1R8MG-D02 | 1.80 | ±20 | 1V/1M | 8.60 | 10.3 | 15.0 | 13.0 | 13.0 | 11.5 | 2 |
| TMIM0503S-2R2MG-D02 | 2.20 | ±20 | 1V/1M | 9.80 | 11.8 | 12.0 | 10.5 | 12.0 | 10.5 | 2 |
| TMIM0503S-3R3MG-D02 | 3.30 | ±20 | 1V/1M | 14.0 | 17.0 | 10.0 | 9.0 | 10.0 | 9.0 | 2 |
| TMIM0503S-4R7MG-D02 | 4.70 | ±20 | 1V/1M | 22.0 | 26.4 | 9.0 | 8.0 | 9.0 | 8.0 | 2 |

**2625 inch AxBxC=6.60x6.40,C=1.50(Max.) Unit : mm Operating Temperature:-40~+125℃**

| Part Number | Inductance (uH) | Tolerance (%) | Test Frequency (Hz) | DCR (mΩ) typ. | DCR (mΩ) max. | I sat (A) typ. | I sat (A) max. | I rms (A) typ. | I rms (A) max. | Fig. |
|---|---|---|---|---|---|---|---|---|---|---|
| TMIM0615S-1R0MG-D | 1.00 | ±20 | 1V/1M | 8.5 | 10.5 | 13.0 | 11.0 | 12.8 | 11.5 | 2 |
| TMIM0615S-1R5MG-D | 1.50 | ±20 | 1V/1M | 16.0 | 19.2 | 11.0 | 10.0 | 8.8 | 8.0 | 2 |




Halogen-free RoHS

## ■ Specifications

2625 inch AxBxC=6.60x6.40,C=2.00(Max.) Unit : mm Operating Temperature:-40~+125℃

| Part Number | Inductance (uH) | Tolerance (%) | Test Frequency (Hz) | DCR (mΩ) typ. | DCR (mΩ) max. | I sat (A) typ. | I sat (A) max. | I rms (A) typ. | I rms (A) max. | Fig. |
|---|---|---|---|---|---|---|---|---|---|---|
| TMIM0602S-R18MG-D | 0.18 | ±20 | 1V/1M | 1.4 | 1.7 | 36.0 | 32.0 | 35.0 | 31.0 | 2 |
| TMIM0602S-R36MG-D | 0.36 | ±20 | 1V/1M | 2.3 | 2.8 | 25.0 | 22.0 | 27.0 | 24.0 | 2 |
| TMIM0602S-R47MG-D | 0.47 | ±20 | 1V/1M | 3.3 | 4.0 | 21.0 | 19.0 | 23.0 | 21.0 | 2 |
| TMIM0602S-R56MG-D | 0.56 | ±20 | 1V/1M | 3.5 | 4.2 | 18.0 | 16.0 | 20.0 | 18.0 | 2 |
| TMIM0602S-R68MG-D | 0.68 | ±20 | 1V/1M | 3.8 | 4.5 | 17.0 | 15.0 | 19.0 | 17.0 | 2 |
| TMIM0602S-R82MG-D | 0.82 | ±20 | 1V/1M | 4.7 | 5.6 | 15.0 | 13.0 | 17.0 | 15.0 | 2 |
| TMIM0602S-1R0MG-D | 1.00 | ±20 | 1V/1M | 5.7 | 6.8 | 14.0 | 12.0 | 15.0 | 13.0 | 2 |
| TMIM0602S-1R2MG-D | 1.20 | ±20 | 1V/1M | 6.7 | 8.1 | 13.0 | 11.0 | 14.0 | 12.0 | 2 |
| TMIM0602S-1R5MG-D | 1.50 | ±20 | 1V/1M | 7.8 | 9.4 | 12.0 | 10.0 | 13.0 | 11.0 | 2 |
| TMIM0602S-2R2MG-D | 2.20 | ±20 | 1V/1M | 12.5 | 14.0 | 9.0 | 8.0 | 11.0 | 10.0 | 2 |
| TMIM0602S-3R3MG-D | 3.30 | ±20 | 1V/1M | 18.4 | 22.0 | 7.5 | 6.5 | 9.0 | 8.0 | 2 |
| TMIM0602S-4R7MG-D | 4.70 | ±20 | 1V/1M | 23.5 | 28.2 | 6.3 | 5.4 | 8.0 | 7.0 | 2 |
| TMIM0602S-5R6MG-D | 5.60 | ±20 | 1V/1M | 28.0 | 33.6 | 5.3 | 4.7 | 7.0 | 6.0 | 2 |

2625 inch AxBxC=6.60x6.40,C=3.00(Max.) Unit : mm Operating Temperature:-40~+125℃

| Part Number | Inductance (uH) | Tolerance (%) | Test Frequency (Hz) | DCR (mΩ) typ. | DCR (mΩ) max. | I sat (A) typ. | I sat (A) max. | I rms (A) typ. | I rms (A) max. | Fig. |
|---|---|---|---|---|---|---|---|---|---|---|
| TMIM0603S-R15MG-D | 0.15 | ±20 | 1V/1M | 0.60 | 0.75 | 69.0 | 63.0 | 45.0 | 41.0 | 2 |
| TMIM0603S-R20MG-D | 0.20 | ±20 | 1V/1M | 0.95 | 1.15 | 42.0 | 38.0 | 37.0 | 33.0 | 2 |
| TMIM0603S-R22MG-D | 0.22 | ±20 | 1V/1M | 1.00 | 1.20 | 40.0 | 36.0 | 35.0 | 31.0 | 2 |
| TMIM0603S-R36MG-D | 0.36 | ±20 | 1V/1M | 1.50 | 1.80 | 32.0 | 29.0 | 30.0 | 26.0 | 2 |
| TMIM0603S-R40MG-D | 0.40 | ±20 | 1V/1M | 1.70 | 2.10 | 30.0 | 27.0 | 28.0 | 25.0 | 2 |
| TMIM0603S-R47MG-D | 0.47 | ±20 | 1V/1M | 2.00 | 2.40 | 26.0 | 23.0 | 26.0 | 23.0 | 2 |
| TMIM0603S-R62MG-D | 0.62 | ±20 | 1V/1M | 2.30 | 2.80 | 24.0 | 21.0 | 24.0 | 21.0 | 2 |
| TMIM0603S-R68MG-D | 0.68 | ±20 | 1V/1M | 2.60 | 3.20 | 23.0 | 20.0 | 23.0 | 20.0 | 2 |
| TMIM0603S-R88MG-D | 0.88 | ±20 | 1V/1M | 3.50 | 4.00 | 20.0 | 17.0 | 20.0 | 17.0 | 2 |
| TMIM0603S-1R0MG-D | 1.00 | ±20 | 1V/1M | 3.60 | 4.20 | 18.0 | 15.0 | 18.0 | 15.0 | 2 |
| TMIM0603S-1R5MG-D | 1.50 | ±20 | 1V/1M | 5.50 | 6.4 0 | 14.0 | 12.0 | 16.0 | 14.0 | 2 |
| TMIM0603S-2R2MG-D | 2.20 | ±20 | 1V/1M | 8.10 | 9.30 | 11.0 | 9.5 | 14.0 | 12.0 | 2 |
| TMIM0603S-3R3MG-D | 3.30 | ±20 | 1V/1M | 11.5 | 13.3 | 9.0 | 8.0 | 11.5 | 10.0 | 2 |
| TMIM0603S-4R7MG-D | 4.70 | ±20 | 1V/1M | 16.3 | 18.8 | 7.0 | 6.2 | 10.0 | 9.0 | 2 |
| TMIM0603S-5R6MG-D | 5.60 | ±20 | 1V/1M | 20.5 | 23.6 | 6.5 | 5.8 | 9.0 | 8.0 | 2 |
| TMIM0603S-6R8MG-D | 6.80 | ±20 | 1V/1M | 26.0 | 30.0 | 6.0 | 5.3 | 8.0 | 7.2 | 2 |
| TMIM0603S-8R2MG-D | 8.20 | ±20 | 1V/1M | 32.0 | 36.8 | 5.5 | 5.0 | 7.0 | 6.0 | 2 |
| TMIM0603S-100MG-D | 10.0 | ±20 | 1V/1M | 38.0 | 43.7 | 5.0 | 4.5 | 6.0 | 5.3 | 2 |




Halogen-free RoHS

## ■ Specifications

**2625 inch AxBxC=6.60x6.40,C=5.00(Max.) Unit : mm Operating Temperature:-40~+125℃**

| Part Number | Inductance (uH) | Tolerance (%) | Test Frequency (Hz) | DCR (mΩ) typ. | DCR (mΩ) max. | I sat (A) typ. | I sat (A) max. | I rms (A) typ. | I rms (A) max. | Fig. |
|---|---|---|---|---|---|---|---|---|---|---|
| TMIM0605S-R22MG-D | 0.22 | ±20 | 1V/1M | 0.86 | 1.05 | 40.0 | 36.0 | 35.0 | 31.0 | 2 |
| TMIM0605S-R47MG-D | 0.47 | ±20 | 1V/1M | 1.50 | 1.80 | 27.0 | 24.0 | 27.0 | 24.0 | 2 |
| TMIM0605S-R68MG-D | 0.68 | ±20 | 1V/1M | 1.90 | 2.30 | 23.0 | 20.0 | 25.0 | 22.0 | 2 |
| TMIM0605S-1R0MG-D | 1.00 | ±20 | 1V/1M | 2.60 | 3.10 | 20.0 | 18.0 | 20.0 | 18.0 | 2 |
| TMIM0605S-1R2MG-D | 1.20 | ±20 | 1V/1M | 3.30 | 4.00 | 18.0 | 16.0 | 19.0 | 17.5 | 2 |
| TMIM0605S-1R5MG-D | 1.50 | ±20 | 1V/1M | 3.80 | 4.60 | 17.0 | 15.0 | 18.0 | 16.5 | 2 |
| TMIM0605S-1R8MG-D | 1.80 | ±20 | 1V/1M | 4.10 | 4.90 | 15.0 | 13.0 | 17.0 | 15.5 | 2 |
| TMIM0605S-2R2MG-D | 2.20 | ±20 | 1V/1M | 5.50 | 6.60 | 13.0 | 11.0 | 15.0 | 13.5 | 2 |
| TMIM0605S-3R3MG-D | 3.30 | ±20 | 1V/1M | 8.20 | 9.80 | 11.5 | 10.0 | 13.0 | 12.0 | 2 |
| TMIM0605S-3R8MG-D | 3.80 | ±20 | 1V/1M | 9.00 | 10.8 | 11.0 | 10.0 | 12.5 | 11.5 | 2 |
| TMIM0605S-4R7MG-D | 4.70 | ±20 | 1V/1M | 10.8 | 13.0 | 10.5 | 9.5 | 11.5 | 10.5 | 2 |
| TMIM0605S-5R0MG-D | 5.00 | ±20 | 1V/1M | 11.8 | 14.2 | 10.0 | 9.0 | 11.0 | 10.0 | 2 |
| TMIM0605S-5R6MG-D | 5.60 | ±20 | 1V/1M | 13.0 | 15.6 | 9.2 | 8.5 | 10.0 | 9.0 | 2 |
| TMIM0605S-6R8MG-D | 6.80 | ±20 | 1V/1M | 15.0 | 18.0 | 8.5 | 7.5 | 9.5 | 8.5 | 2 |
| TMIM0605S-8R2MG-D | 8.20 | ±20 | 1V/1M | 19.0 | 22.8 | 7.8 | 6.8 | 8.5 | 7.5 | 2 |
| TMIM0605S-100MG-D | 10.0 | ±20 | 1V/1M | 26.5 | 32.0 | 6.7 | 5.8 | 7.5 | 6.5 | 2 |
| TMIM0605S-120MG-D | 12.0 | ±20 | 1V/1M | 31.0 | 37.2 | 6.0 | 5.20 | 7.0 | 6.0 | 2 |
| TMIM0605S-150MG-D | 15.0 | ±20 | 1V/1M | 37.0 | 44.5 | 5.6 | 4.8 | 6.5 | 5.5 | 2 |

**0605 inch AxBxC=1.40x1.20,C=0.65(Max.) Unit : mm Operating Temperature:-40~+125℃**

| Part Number | Inductance (uH) | Tolerance (%) | Test Frequency (Hz) | DCR (mΩ) typ. | DCR (mΩ) max. | I sat (A) typ. | I sat (A) max. | I rms (A) typ. | I rms (A) max. | Fig. |
|---|---|---|---|---|---|---|---|---|---|---|
| TMIM141265HL-R33MB | 0.33 | ±20 | 1V/1M | 26.0 | 32.0 | 5.5 | 5.0 | 3.3 | 3.0 | 3 |
| TMIM141265HL-R47MB | 0.47 | ±20 | 1V/1M | 35.0 | 42.0 | 3.4 | 3.1 | 3.0 | 2.7 | 3 |

**0605 inch AxBxC=1.40x1.20,C=0.80(Max.) Unit : mm Operating Temperature:-40~+125℃**

| Part Number | Inductance (uH) | Tolerance (%) | Test Frequency (Hz) | DCR (mΩ) typ. | DCR (mΩ) max. | I sat (A) typ. | I sat (A) max. | I rms (A) typ. | I rms (A) max. | Fig. |
|---|---|---|---|---|---|---|---|---|---|---|
| TMIM141208HL-R24MB | 0.24 | ±20 | 1V/1M | 22.0 | 27.0 | 6.0 | 5.7 | 4.1 | 3.7 | 3 |
| TMIM141208HL-R33MB | 0.33 | ±20 | 1V/1M | 23.0 | 28.0 | 5.3 | 5.0 | 4.0 | 3.5 | 3 |
| TMIM141208HL-R47MB | 0.47 | ±20 | 1V/1M | 29.0 | 35.0 | 4.6 | 4.2 | 3.8 | 3.3 | 3 |




Halogen-free RoHS

## ■ Specifications

**0603 inch AxBxC=1.60x0.80,C=0.80(Max.) Unit : mm Operating Temperature:-40~+125℃**

| Part Number | Inductance (uH) | Tolerance (%) | Test Frequency (Hz) | DCR (mΩ) typ. | DCR (mΩ) max. | I sat (A) typ. | I sat (A) max. | I rms (A) typ. | I rms (A) max. | Fig. |
|---|---|---|---|---|---|---|---|---|---|---|
| TMIM160808HL-R22MB | 0.22 | ±20 | 1V/1M | 33.0 | 40.0 | 5.5 | 5.0 | 3.4 | 3.0 | 3 |
| TMIM160808HL-R47MB | 0.47 | ±20 | 1V/1M | 80.0 | 100.0 | 4.7 | 4.2 | 2.8 | 2.5 | 3 |
| TMIM160808HL-R68MB | 0.68 | ±20 | 1V/1M | 115.0 | 138.0 | 3.3 | 3.0 | 2.2 | 2.0 | 3 |
| TMIM160808HL-1R0MB | 1.00 | ±20 | 1V/1M | 180.0 | 200.0 | 3.0 | 2.6 | 2.1 | 1.8 | 3 |
| TMIM160808HL-2R2MB | 2.20 | ±20 | 1V/1M | 220.0 | 260.0 | 1.5 | 1.3 | 1.4 | 1.2 | 3 |

**0805 inch AxBxC=2.00x1.20,C=0.65(Max.) Unit : mm Operating Temperature:-40~+125℃**

| Part Number | Inductance (uH) | Tolerance (%) | Test Frequency (Hz) | DCR (mΩ) typ. | DCR (mΩ) max. | I sat (A) typ. | I sat (A) max. | I rms (A) typ. | I rms (A) max. | Fig. |
|---|---|---|---|---|---|---|---|---|---|---|
| TMIM201265HL-1R0MB | 1.00 | ±20 | 1V/1M | 78.0 | 86.0 | 2.8 | 2.5 | 2.6 | 2.3 | 3 |
| TMIM201265HL-2R2MB | 2.20 | ±20 | 1V/1M | 215.0 | 230.0 | 1.8 | 1.5 | 1.7 | 1.4 | 3 |

**0805 inch AxBxC=2.00x1.20,C=0.80(Max.) Unit : mm Operating Temperature:-40~+125℃**

| Part Number | Inductance (uH) | Tolerance (%) | Test Frequency (Hz) | DCR (mΩ) typ. | DCR (mΩ) max. | I sat (A) typ. | I sat (A) max. | I rms (A) typ. | I rms (A) max. | Fig. |
|---|---|---|---|---|---|---|---|---|---|---|
| TMIM201208HL-R15MB | 0.15 | ±20 | 1V/1M | 11.0 | 13.0 | 7.5 | 7.0 | 6.8 | 6.3 | 3 |
| TMIM201208HL-R33MB | 0.33 | ±20 | 1V/1M | 33.0 | 45.0 | 5.2 | 4.8 | 4.3 | 4.0 | 3 |
| TMIM201208HL-R47MB | 0.47 | ±20 | 1V/1M | 34.0 | 50.0 | 5.0 | 4.6 | 3.1 | 2.7 | 3 |
| TMIM201208HL-R68MB | 0.68 | ±20 | 1V/1M | 50.0 | 60.0 | 4.2 | 3.7 | 3.7 | 3.3 | 3 |
| TMIM201208HL-1R0MB | 1.00 | ±20 | 1V/1M | 55.0 | 70.0 | 3.2 | 2.8 | 2.8 | 2.4 | 3 |
| TMIM201208HL-1R5MB | 1.50 | ±20 | 1V/1M | 118.0 | 135.0 | 3.0 | 2.5 | 2.2 | 1.9 | 3 |
| TMIM201208HL-2R2MB | 2.20 | ±20 | 1V/1M | 160.0 | 185.0 | 2.5 | 2.1 | 1.9 | 1.5 | 3 |

**0805 inch AxBxC=2.00x1.20,C=1.00(Max.) Unit : mm Operating Temperature:-40~+125℃**

| Part Number | Inductance (uH) | Tolerance (%) | Test Frequency (Hz) | DCR (mΩ) typ. | DCR (mΩ) max. | I sat (A) typ. | I sat (A) max. | I rms (A) typ. | I rms (A) max. | Fig. |
|---|---|---|---|---|---|---|---|---|---|---|
| TMIM201210HL-R10MB | 0.10 | ±20 | 1V/1M | 8.0 | 13.0 | 8.5 | 8.0 | 7.5 | 7.0 | 3 |
| TMIM201210HL-R22MB | 0.22 | ±20 | 1V/1M | 16.0 | 22.0 | 7.3 | 6.8 | 7.1 | 6.5 | 3 |
| TMIM201210HL-R33MB | 0.33 | ±20 | 1V/1M | 24.0 | 32.0 | 6.5 | 6.0 | 5.5 | 5.0 | 3 |
| TMIM201210HL-R47MB | 0.47 | ±20 | 1V/1M | 29.0 | 36.0 | 5.5 | 5.0 | 4.7 | 4.3 | 3 |
| TMIM201210HL-R68MB | 0.68 | ±20 | 1V/1M | 37.0 | 43.0 | 5.0 | 4.5 | 4.3 | 4.0 | 3 |
| TMIM201210HL-1R0MB | 1.00 | ±20 | 1V/1M | 55.0 | 63.0 | 4.0 | 3.5 | 3.9 | 3.5 | 3 |
| TMIM201210HL-1R5MB | 1.50 | ±20 | 1V/1M | 76.0 | 85.0 | 3.2 | 2.7 | 3.1 | 2.6 | 3 |
| TMIM201210HL-2R2MB | 2.20 | ±20 | 1V/1M | 135.0 | 150.0 | 2.7 | 2.4 | 2.0 | 1.7 | 3 |




Halogen-free RoHS

■ Specifications

| 0806 inch AxBxC=2.00x1.60,C=0.80(Max.) Unit : mm | | | | | | | | | | Operating Temperature:-40~+125℃ |
|---|---|---|---|---|---|---|---|---|---|---|
| Part Number | Inductance (uH) | Tolerance (%) | Test Frequency (Hz) | DCR (mΩ) typ. | DCR (mΩ) max. | I sat (A) typ. | I sat (A) max. | I rms (A) typ. | I rms (A) max. | Fig. |
| TMIM201608HL-R24MB | 0.24 | ±20 | 1V/1M | 14.0 | 20.0 | 6.0 | 5.5 | 6.5 | 5.8 | 3 |
| TMIM201608HL-R33MB | 0.33 | ±20 | 1V/1M | 18.0 | 24.0 | 5.8 | 5.3 | 5.5 | 4.8 | 3 |
| TMIM201608HL-R47MB | 0.47 | ±20 | 1V/1M | 27.0 | 31.0 | 5.5 | 5.0 | 4.9 | 4.5 | 3 |
| TMIM201608HL-R68MB | 0.68 | ±20 | 1V/1M | 39.0 | 44.0 | 5.1 | 4.6 | 3.8 | 3.6 | 3 |
| TMIM201608HL-1R0MB | 1.00 | ±20 | 1V/1M | 53.0 | 60.0 | 3.6 | 3.3 | 3.1 | 2.9 | 3 |
| TMIM201608HL-1R5MB | 1.50 | ±20 | 1V/1M | 73.0 | 85.0 | 3.3 | 3.0 | 2.9 | 2.7 | 3 |
| TMIM201608HL-2R2MB | 2.20 | ±20 | 1V/1M | 123.0 | 140.0 | 2.7 | 2.4 | 2.2 | 2.0 | 3 |

| 0806 inch AxBxC=2.00x1.60,C=1.00(Max.) Unit : mm | | | | | | | | | | Operating Temperature:-40~+125℃ |
|---|---|---|---|---|---|---|---|---|---|---|
| Part Number | Inductance (uH) | Tolerance (%) | Test Frequency (Hz) | DCR (mΩ) typ. | DCR (mΩ) max. | I sat (A) typ. | I sat (A) max. | I rms (A) typ. | I rms (A) max. | Fig. |
| TMIM201610HL-R10MB | 0.10 | ±20 | 1V/1M | 8.0 | 14.0 | 9.0 | 8.4 | 8.5 | 8.0 | 3 |
| TMIM201610HL-R15MB | 0.15 | ±20 | 1V/1M | 10.0 | 16.0 | 8.7 | 8.0 | 7.6 | 7.0 | 3 |
| TMIM201610HL-R24MB | 0.24 | ±20 | 1V/1M | 15.0 | 18.0 | 7.3 | 7.0 | 6.8 | 6.2 | 3 |
| TMIM201610HL-R33MB | 0.33 | ±20 | 1V/1M | 17.0 | 20.0 | 7.0 | 6.5 | 6.5 | 6.0 | 3 |
| TMIM201610HL-R47MB | 0.47 | ±20 | 1V/1M | 19.0 | 22.0 | 6.3 | 5.5 | 6.0 | 5.5 | 3 |
| TMIM201610HL-R68MB | 0.68 | ±20 | 1V/1M | 24.0 | 31.0 | 5.2 | 4.7 | 5.0 | 4.5 | 3 |
| TMIM201610HL-1R0MB | 1.00 | ±20 | 1V/1M | 38.0 | 46.0 | 4.8 | 4.2 | 4.0 | 3.7 | 3 |
| TMIM201610HL-1R5MB | 1.50 | ±20 | 1V/1M | 80.0 | 96.0 | 3.5 | 3.1 | 3.4 | 3.0 | 3 |
| TMIM201610HL-2R2MB | 2.20 | ±20 | 1V/1M | 120.0 | 138.0 | 3.0 | 2.8 | 2.8 | 2.5 | 3 |
| TMIM201610HL-3R3MB | 3.30 | ±20 | 1V/1M | 140.0 | 170.0 | 2.3 | 2.0 | 1.7 | 1.5 | 3 |
| TMIM201610HL-4R7MB | 4.70 | ±20 | 1V/1M | 190.0 | 220.0 | 2.0 | 1.8 | 1.6 | 1.4 | 3 |

| 1008 inch AxBxC=2.50x2.00,C=0.80(Max.) Unit : mm | | | | | | | | | | Operating Temperature:-40~+125℃ |
|---|---|---|---|---|---|---|---|---|---|---|
| Part Number | Inductance (uH) | Tolerance (%) | Test Frequency (Hz) | DCR (mΩ) typ. | DCR (mΩ) max. | I sat (A) typ. | I sat (A) max. | I rms (A) typ. | I rms (A) max. | Fig. |
| TMIM252008HL-4R7MB | 4.70 | ±20 | 1V/1M | 180.0 | 215.0 | 1.9 | 1.5 | 2.0 | 1.5 | 1 |
| TMIM252008HL-100MB | 10.0 | ±20 | 1V/1M | 500.0 | 600.0 | 1.1 | 0.9 | 1.4 | 1.2 | 1 |

# TMIM Series




Halogen-free RoHS

## ■ Specifications

1008 inch AxBxC=2.50x2.00,C=1.00(Max.) Unit : mm Operating Temperature:-40~+125℃

| Part Number | Inductance (uH) | Tolerance (%) | Test Frequency (Hz) | DCR (mΩ) typ. | DCR (mΩ) max. | I sat (A) typ. | I sat (A) max. | I rms (A) typ. | I rms (A) max. | Fig. |
|---|---|---|---|---|---|---|---|---|---|---|
| TMIM252010HL-R22MB | 0.22 | ±20 | 1V/1M | 12.0 | 17.0 | 8.6 | 7.9 | 6.8 | 6.5 | 3 |
| TMIM252010HL-R24MB | 0.24 | ±20 | 1V/1M | 12.0 | 16.0 | 8.5 | 8.0 | 6.8 | 6.4 | 3 |
| TMIM252010HL-R33MB | 0.33 | ±20 | 1V/1M | 13.0 | 17.0 | 7.6 | 7.2 | 6.6 | 6.2 | 3 |
| TMIM252010HL-R47MB | 0.47 | ±20 | 1V/1M | 15.0 | 22.0 | 6.9 | 6.5 | 6.1 | 5.6 | 3 |
| TMIM252010HL-R68MB | 0.68 | ±20 | 1V/1M | 23.0 | 27.0 | 5.9 | 5.5 | 5.6 | 5.0 | 3 |
| TMIM252010HL-1R0MB | 1.00 | ±20 | 1V/1M | 24.0 | 28.0 | 5.3 | 4.8 | 4.5 | 4.1 | 3 |
| TMIM252010HL-1R5MB | 1.50 | ±20 | 1V/1M | 45.0 | 55.0 | 4.3 | 3.9 | 4.0 | 3.6 | 3 |
| TMIM252010HL-2R2MB | 2.20 | ±20 | 1V/1M | 57.0 | 66.0 | 3.4 | 3.0 | 2.9 | 2.6 | 3 |
| TMIM252010HL-3R3MB | 3.30 | ±20 | 1V/1M | 86.0 | 100.0 | 2.8 | 2.5 | 2.5 | 2.2 | 3 |
| TMIM252010HL-4R7MB | 4.70 | ±20 | 1V/1M | 180.0 | 216.0 | 2.6 | 2.0 | 2.0 | 1.6 | 3 |
| TMIM252010HL-100MB | 10.0 | ±20 | 1V/1M | 490.0 | 520.0 | 1.6 | 1.4 | 1.2 | 1.1 | 3 |

1008 inch AxBxC=2.50x2.00,C=1.20(Max.) Unit : mm Operating Temperature:-40~+125℃

| Part Number | Inductance (uH) | Tolerance (%) | Test Frequency (Hz) | DCR (mΩ) typ. | DCR (mΩ) max. | I sat (A) typ. | I sat (A) max. | I rms (A) typ. | I rms (A) max. | Fig. |
|---|---|---|---|---|---|---|---|---|---|---|
| TMIM252012HL-R10MB | 0.10 | ±20 | 1V/1M | 4.0 | 7.0 | 12.0 | 10.0 | 12.0 | 8.0 | 3 |
| TMIM252012HL-R22MB | 0.22 | ±20 | 1V/1M | 9.0 | 10.8 | 9.6 | 9.0 | 8.2 | 7.6 | 3 |
| TMIM252012HL-R24MB | 0.24 | ±20 | 1V/1M | 9.0 | 10.8 | 9.2 | 8.6 | 7.9 | 7.2 | 3 |
| TMIM252012HL-R33MB | 0.33 | ±20 | 1V/1M | 10.0 | 12.0 | 8.0 | 7.5 | 7.0 | 6.4 | 3 |
| TMIM252012HL-R47MB | 0.47 | ±20 | 1V/1M | 16.0 | 20.0 | 7.4 | 6.8 | 6.7 | 6.0 | 3 |
| TMIM252012HL-R68MB | 0.68 | ±20 | 1V/1M | 19.0 | 23.0 | 6.5 | 6.0 | 6.1 | 5.5 | 3 |
| TMIM252012HL-1R0MB | 1.00 | ±20 | 1V/1M | 31.0 | 37.0 | 5.8 | 5.3 | 5.7 | 5.2 | 3 |
| TMIM252012HL-1R5MB | 1.50 | ±20 | 1V/1M | 42.0 | 51.0 | 4.8 | 4.2 | 4.2 | 3.6 | 3 |
| TMIM252012HL-2R2MB | 2.20 | ±20 | 1V/1M | 52.0 | 60.0 | 4.0 | 3.3 | 3.7 | 3.3 | 3 |
| TMIM252012HL-3R3MB | 3.30 | ±20 | 1V/1M | 80.0 | 97.0 | 3.0 | 2.7 | 2.8 | 2.5 | 3 |
| TMIM252012HL-4R7MB | 4.70 | ±20 | 1V/1M | 170.0 | 204.0 | 2.8 | 2.2 | 2.3 | 2.0 | 3 |
| TMIM252012HL-100MB | 10.0 | ±20 | 1V/1M | 330.0 | 400.0 | 1.6 | 1.45 | 1.2 | 1.05 | 3 |

# TMIM Series




Halogen-free RoHS

## ■ Specifications

1310 inch AxBxC=3.20x2.50,C=1.20(Max.) Unit : mm Operating Temperature:-40~+125℃

| Part Number | Inductance (uH) | Tolerance (%) | Test Frequency (Hz) | DCR (mΩ) typ. | DCR (mΩ) max. | I sat (A) typ. | I sat (A) max. | I rms (A) typ. | I rms (A) max. | Fig. |
|---|---|---|---|---|---|---|---|---|---|---|
| TMIM322512HL-R22MB | 0.22 | ±20 | 1V/1M | 7.4 | 8.5 | 9.3 | 8.7 | 9.5 | 9.0 | 3 |
| TMIM322512HL-R33MB | 0.33 | ±20 | 1V/1M | 9.0 | 12.0 | 9.2 | 8.6 | 8.5 | 8.0 | 3 |
| TMIM322512HL-R47MB | 0.47 | ±20 | 1V/1M | 17.0 | 19.0 | 8.3 | 7.5 | 7.1 | 6.6 | 3 |
| TMIM322512HL-R68MB | 0.68 | ±20 | 1V/1M | 19.0 | 24.0 | 7.4 | 6.9 | 6.3 | 5.8 | 3 |
| TMIM322512HL-1R0MB | 1.00 | ±20 | 1V/1M | 26.0 | 30.0 | 6.6 | 5.8 | 5.7 | 5.2 | 3 |
| TMIM322512HL-1R5MB | 1.50 | ±20 | 1V/1M | 40.0 | 50.0 | 5.3 | 5.0 | 4.6 | 4.0 | 3 |
| TMIM322512HL-2R2MB | 2.20 | ±20 | 1V/1M | 58.0 | 70.0 | 4.9 | 4.4 | 4.2 | 3.7 | 3 |
| TMIM322512HL-3R3MB | 3.30 | ±20 | 1V/1M | 75.0 | 95.0 | 3.5 | 3.1 | 3.2 | 2.8 | 3 |
| TMIM322512HL-4R7MB | 4.70 | ±20 | 1V/1M | 115.0 | 135.0 | 2.9 | 2.5 | 2.5 | 2.0 | 3 |
| TMIM322512HL-6R8MB | 6.80 | ±20 | 1V/1M | 177.0 | 210.0 | 2.8 | 2.4 | 2.1 | 1.9 | 3 |
| TMIM322512HL-100MB | 10.0 | ±20 | 1V/1M | 210.0 | 230.0 | 2.3 | 1.9 | 2.2 | 1.8 | 3 |

1310 inch AxBxC=3.20x2.50,C=2.00(Max.) Unit : mm Operating Temperature:-40~+125℃

| Part Number | Inductance (uH) | Tolerance (%) | Test Frequency (Hz) | DCR (mΩ) typ. | DCR (mΩ) max. | I sat (A) typ. | I sat (A) max. | I rms (A) typ. | I rms (A) max. | Fig. |
|---|---|---|---|---|---|---|---|---|---|---|
| TMIM322520HL-R33MB | 0.33 | ±20 | 1V/1M | 7.5 | 9.0 | 15.5 | 14.0 | 9.5 | 9.0 | 3 |
| TMIM322520HL-R47MB | 0.47 | ±20 | 1V/1M | 9.0 | 10.5 | 15.0 | 13.0 | 9.5 | 8.5 | 3 |
| TMIM322520HL-R68MB | 0.68 | ±20 | 1V/1M | 12.5 | 14.5 | 13.0 | 11.0 | 9.0 | 8.0 | 3 |
| TMIM322520HL-1R0MB | 1.00 | ±20 | 1V/1M | 15.0 | 17.5 | 9.00 | 8.3 | 8.2 | 7.5 | 3 |
| TMIM322520HL-1R5MB | 1.50 | ±20 | 1V/1M | 22.0 | 25.0 | 6.80 | 6.0 | 6.5 | 6.0 | 3 |
| TMIM322520HL-2R2MB | 2.20 | ±20 | 1V/1M | 36.0 | 43.0 | 6.50 | 5.5 | 5.4 | 4.8 | 3 |
| TMIM322520HL-3R3MB | 3.30 | ±20 | 1V/1M | 55.0 | 60.0 | 4.50 | 3.5 | 4.5 | 4.0 | 3 |
| TMIM322520HL-4R7MB | 4.70 | ±20 | 1V/1M | 81.0 | 94.0 | 4.00 | 3.0 | 3.5 | 3.0 | 3 |
| TMIM322520HL-6R8MB | 6.80 | ±20 | 1V/1M | 101.0 | 125.0 | 3.80 | 2.9 | 2.8 | 2.3 | 3 |

# TMPA Series



Halogen-free RoHS

■ Dimensions （Unit：mm）

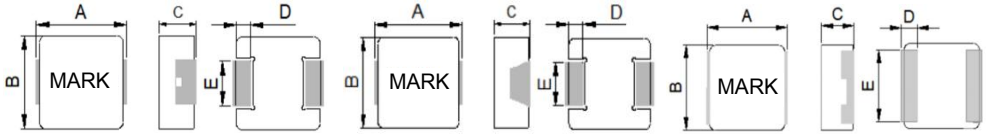


Fig.1 Fig.2 Fig.3

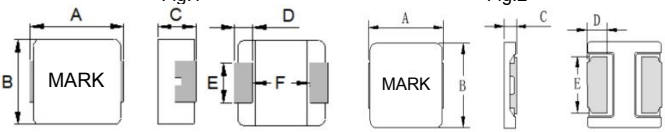


Fig.4 Fig.5

| P/N | A | B | C | D | E | F | Fig. |
|---|---|---|---|---|---|---|---|
| TMPA0402SP | 4.45±0.25 | 4.10±0.2 | 1.80±0.2 | 0.80±0.25 | 2.00±0.2 | / | 1 |
| | | | | | | | |
| TMPA0503S | 5.70±0.30 | 5.20±0.2 | 2.80±0.2 | 1.00±0.30 | 2.00±0.2 | / | 1 |
| | | | | | | | |
| TMPA0603S | 7.10±0.30 | 6.60±0.2 | 2.80±0.2 | 1.60±0.30 | 3.00±0.2 | / | 1 |
| TMPA0604S | 7.10±0.30 | 6.60±0.2 | 3.80±0.2 | 1.60±0.30 | 3.00±0.2 | / | 1 |
| TMPA0605S | 7.30±0.30 | 6.60±0.3 | 4.80±0.2 | 1.60±0.30 | 3.00±0.2 | / | 1 |
| | | | | | | | |
| TMPA0754S | 7.80±0.30 | 7.10±0.2 | 5.20±0.2 | 1.60±0.30 | 3.00±0.3 | / | 1 |
| | | | | | | | |
| TMPA1003S | 11.00±0.50 | 10.0±0.3 | 2.80±0.2 | 2.00±0.30 | 3.00±0.3 | / | 1 or 2 |
| TMPA1004S | 11.00±0.30 | 10.0±0.3 | 3.80±0.2 | 2.00±0.30 | 3.00±0.3 | / | 1 or 2 |
| TMPA1005S | 11.00±0.50 | 10.0±0.3 | 4.80±0.2 | 2.00±0.30 | 3.00±0.3 | / | 1 or 2 |
| | | | | | | | |
| TMPA1205SP | 13.50±0.50 | 12.6±0.2 | 4.70±0.3 | 2.30±0.30 | 4.70±0.3 | / | 1 or 2 |
| TMPA1206SP | 13.50±0.50 | 12.6±0.2 | 5.70±0.3 | 2.30±0.30 | 4.70±0.3 | / | 1 or 2 |
| TMPA1265SP | 13.50±0.50 | 12.6±0.2 | 6.20±0.3 | 2.30±0.30 | 4.70±0.3 | / | 1 or 2 |
| | | | | | | | |
| TMPA1707SP | 17.80±0.50 | 16.9±0.3 | 6.70±0.3 | 2.30±0.30 | 11.90±0.3 | / | 3 |
| TMPA2313SP | 23.50±0.50 | 22.0±0.3 | 12.60±0.4 | 5.00±0.40 | 19.00±0.3 | / | 3 |
| | | | | | | | |
| TMPA404010AF | 4.20±0.20 | 4.15±0.2 | 0.83±0.2 | 0.90±0.20 | 1.80±0.2 | 2.4±0.2 | 4 |
| TMPA606010AF | 6.10±0.30 | 6.10±0.3 | 0.80±0.2 | 1.75±0.30 | 4.00±0.2 | / | 5 |

# TMPA Series



Halogen-free RoHS

## ■ Specifications

1816 inch AxBxC=4.45x4.10,C=2.0(Max.) Unit : mm Operating Temperature:-40~+125℃

| Part Number | Inductance (uH) | Tolerance (%) | Test Frequency (Hz) | DCR (mΩ) typ. | DCR (mΩ) max. | I sat (A) typ. | I sat (A) max. | I rms (A) typ. | I rms (A) max. | Fig. |
|---|---|---|---|---|---|---|---|---|---|---|
| TMPA0402SP-R10MN | 0.10 | ±20 | 1V/100K | 2.9 | 3.2 | 26 | 22 | 16 | 14 | 1 |
| TMPA0402SP-R22MN | 0.22 | ±20 | 1V/100K | 4.8 | 5.5 | 15 | 13 | 14 | 12.5 | 1 |
| TMPA0402SP-R33MN | 0.33 | ±20 | 1V/100K | 7.5 | 8.3 | 10.5 | 9.5 | 12 | 11 | 1 |
| TMPA0402SP-R47MN | 0.47 | ±20 | 1V/100K | 9.5 | 11 | 9.0 | 8.0 | 10 | 9.0 | 1 |
| TMPA0402SP-R68MN | 0.68 | ±20 | 1V/100K | 11.6 | 13.5 | 7.6 | 6.6 | 9.0 | 8.0 | 1 |
| TMPA0402SP-R82MN | 0.82 | ±20 | 1V/100K | 16.3 | 18.8 | 6.0 | 5.5 | 8.0 | 7.0 | 1 |
| TMPA0402SP-1R0MN | 1.00 | ±20 | 1V/100K | 19 | 22 | 5.5 | 5.0 | 7.5 | 6.5 | 1 |
| TMPA0402SP-1R5MN | 1.50 | ±20 | 1V/100K | 27 | 31 | 5.2 | 4.8 | 6.7 | 5.8 | 1 |
| TMPA0402SP-2R2MN | 2.20 | ±20 | 1V/100K | 41 | 48 | 4.5 | 4.0 | 5.5 | 5.0 | 1 |
| TMPA0402SP-3R3MN | 3.30 | ±20 | 1V/100K | 65 | 75 | 3.1 | 2.7 | 4.5 | 3.5 | 1 |
| TMPA0402SP-4R7MN | 4.70 | ±20 | 1V/100K | 84 | 95 | 2.8 | 2.5 | 3.8 | 3.2 | 1 |
| TMPA0402SP-5R6MN | 5.60 | ±20 | 1V/100K | 97 | 115 | 2.6 | 2.3 | 3.2 | 2.8 | 1 |
| TMPA0402SP-6R8MN | 6.80 | ±20 | 1V/100K | 131 | 157 | 2.4 | 2.1 | 2.9 | 2.5 | 1 |
| TMPA0402SP-8R2MN | 8.20 | ±20 | 1V/100K | 140 | 168 | 2.2 | 2.0 | 2.6 | 2.3 | 1 |
| TMPA0402SP-100MN | 10.0 | ±20 | 1V/100K | 165 | 215 | 2.1 | 1.9 | 2.4 | 2.2 | 1 |
| TMPA0402SP-150MN | 15.0 | ±20 | 1V/100K | 325 | 375 | 1.6 | 1.4 | 1.5 | 1.3 | 1 |

2321 inch AxBxC=5.70x5.20,C=3.0(Max.) Unit : mm Operating Temperature:-40~+125℃

| Part Number | Inductance (uH) | Tolerance (%) | Test Frequency (Hz) | DCR (mΩ) typ. | DCR (mΩ) max. | I sat (A) typ. | I sat (A) max. | I rms (A) typ. | I rms (A) max. | Fig. |
|---|---|---|---|---|---|---|---|---|---|---|
| TMPA0503S-R10MN-D | 0.10 | ±20 | 1V/100K | 2.0 | 2.2 | 33 | 29 | 26 | 23 | 1 |
| TMPA0503S-R33MN-D | 0.33 | ±20 | 1V/100K | 4.5 | 5.4 | 12 | 10 | 16 | 14 | 1 |
| TMPA0503S-R47MN-D | 0.47 | ±20 | 1V/100K | 5.2 | 6.0 | 10 | 9.0 | 13.5 | 12 | 1 |
| TMPA0503S-R56MN-D | 0.56 | ±20 | 1V/100K | 6.1 | 7.2 | 9.5 | 8.5 | 13.0 | 11.5 | 1 |
| TMPA0503S-R68MN-D | 0.68 | ±20 | 1V/100K | 7.4 | 8.5 | 9.0 | 8.0 | 12.5 | 11 | 1 |
| TMPA0503S-R82MN-D | 0.82 | ±20 | 1V/100K | 8.0 | 9.2 | 8.8 | 7.7 | 10 | 9.0 | 1 |
| TMPA0503S-1R0MN-D | 1.00 | ±20 | 1V/100K | 10.5 | 12 | 8.5 | 7.5 | 9.0 | 8.0 | 1 |
| TMPA0503S-1R5MN-D | 1.50 | ±20 | 1V/100K | 13.6 | 15.7 | 7.5 | 6.5 | 8.0 | 7.0 | 1 |
| TMPA0503S-2R2MN-D | 2.20 | ±20 | 1V/100K | 21.6 | 25 | 6.5 | 5.8 | 7.0 | 6.5 | 1 |
| TMPA0503S-3R3MN-D | 3.30 | ±20 | 1V/100K | 28 | 33 | 6.0 | 5.3 | 6.3 | 5.8 | 1 |
| TMPA0503S-4R7MN-D | 4.70 | ±20 | 1V/100K | 38 | 44 | 5.3 | 4.6 | 5.5 | 4.8 | 1 |
| TMPA0503S-5R6MN-D | 5.60 | ±20 | 1V/100K | 50 | 58 | 4.6 | 4.0 | 5.0 | 4.3 | 1 |
| TMPA0503S-6R8MN-D | 6.80 | ±20 | 1V/100K | 57 | 66 | 3.5 | 3.1 | 4.3 | 3.7 | 1 |
| TMPA0503S-100MN-D | 10.0 | ±20 | 1V/100K | 88 | 103 | 2.5 | 2.1 | 3.8 | 3.4 | 1 |
| TMPA0503S-150MN-D | 15.0 | ±20 | 1V/100K | 140 | 170 | 2.2 | 1.7 | 2.9 | 2.5 | 1 |
| TMPA0503S-220MN-D | 22.0 | ±20 | 1V/100K | 190 | 228 | 2.0 | 1.7 | 2.4 | 2.0 | 1 |

# TMPA Series



Halogen-free RoHS

## ■ Specifications

2826 inch AxBxC=7.10x6.60,C=3.00(Max.) Unit : mm Operating Temperature:-40~+125℃

| Part Number | Inductance (uH) | Tolerance (%) | Test Frequency (Hz) | DCR (mΩ) typ. | DCR (mΩ) max. | I sat (A) typ. | I sat (A) max. | I rms (A) typ. | I rms (A) max. | Fig. |
|---|---|---|---|---|---|---|---|---|---|---|
| TMPA0603S-R10YN-D | 0.10 | ±30 | 1V/100K | 1.1 | 1.3 | 45 | 40 | 35 | 30 | 1 |
| TMPA0603S-R22MN-D | 0.22 | ±20 | 1V/100K | 2.0 | 2.5 | 34 | 32 | 23 | 21 | 1 |
| TMPA0603S-R33MN-D | 0.33 | ±20 | 1V/100K | 2.8 | 3.4 | 25 | 22 | 21 | 20 | 1 |
| TMPA0603S-R47MN-D | 0.47 | ±20 | 1V/100K | 3.4 | 4.0 | 20 | 18 | 18 | 16 | 1 |
| TMPA0603S-R56MN-D | 0.56 | ±20 | 1V/100K | 3.9 | 4.5 | 18 | 16 | 16.5 | 15 | 1 |
| TMPA0603S-R68MN-D | 0.68 | ±20 | 1V/100K | 4.7 | 5.3 | 17 | 15 | 16 | 14.5 | 1 |
| TMPA0603S-1R0MN-D | 1.00 | ±20 | 1V/100K | 6.7 | 7.4 | 15 | 13.5 | 12 | 11 | 1 |
| TMPA0603S-1R5MN-D | 1.50 | ±20 | 1V/100K | 10.2 | 12.1 | 14 | 12 | 10 | 9.0 | 1 |
| TMPA0603S-2R2MN-D | 2.20 | ±20 | 1V/100K | 13.5 | 15 | 10 | 9.0 | 8.0 | 7.5 | 1 |
| TMPA0603S-3R3MN-D | 3.30 | ±20 | 1V/100K | 19 | 22 | 9.5 | 8.5 | 6.5 | 6.0 | 1 |
| TMPA0603S-4R7MN-D | 4.70 | ±20 | 1V/100K | 28 | 33 | 6.5 | 5.5 | 5.5 | 5.0 | 1 |
| TMPA0603S-5R6MN-D | 5.60 | ±20 | 1V/100K | 39 | 42 | 6 | 5.2 | 5.5 | 5.0 | 1 |
| TMPA0603S-6R8MN-D | 6.80 | ±20 | 1V/100K | 43 | 50 | 6 | 5.0 | 4.5 | 4.2 | 1 |
| TMPA0603S-100MN-D | 10.0 | ±20 | 1V/100K | 62 | 68 | 5.5 | 4.5 | 4.0 | 3.5 | 1 |
| TMPA0603S-150MN-D | 15.0 | ±20 | 1V/100K | 110 | 140 | 4.5 | 4.0 | 3.0 | 2.5 | 1 |
| TMPA0603S-220MN-D | 22.0 | ±20 | 1V/100K | 150 | 190 | 3.0 | 2.5 | 2.5 | 2.0 | 1 |
| TMPA0603S-330MN-D | 33.0 | ±20 | 1V/100K | 215 | 258 | 2.5 | 2.0 | 2.1 | 1.8 | 1 |
| TMPA0603S-470MN-D | 47.0 | ±20 | 1V/100K | 250 | 300 | 1.8 | 1.6 | 1.9 | 1.6 | 1 |

2826 inch AxBxC=7.10x6.60,C=3.00(Max.) Unit : mm Operating Temperature:-40~+125℃

| Part Number | Inductance (uH) | Tolerance (%) | Test Frequency (Hz) | DCR (mΩ) typ. | DCR (mΩ) max. | I sat (A) typ. | I sat (A) max. | I rms (A) typ. | I rms (A) max. | Fig. |
|---|---|---|---|---|---|---|---|---|---|---|
| TMPA0603HT-R47MN-D | 0.47 | ±20 | 1V/100K | 3.5 | 4.0 | 21 | 18 | 20 | 18 | 1 |
| TMPA0603HT-R56MN-D | 0.56 | ±20 | 1V/100K | 4.2 | 4.8 | 20 | 17 | 19 | 17 | 1 |
| TMPA0603HT-R68MN-D | 0.68 | ±20 | 1V/100K | 4.8 | 5.6 | 19 | 16.5 | 17 | 15.5 | 1 |
| TMPA0603HT-1R0MN-D | 1.00 | ±20 | 1V/100K | 6.6 | 8.0 | 16 | 14 | 15 | 13 | 1 |
| TMPA0603HT-1R5MN-D | 1.50 | ±20 | 1V/100K | 11.2 | 13.2 | 14 | 12 | 13 | 11 | 1 |
| TMPA0603HT-2R2MN-D | 2.20 | ±20 | 1V/100K | 13.7 | 15.8 | 13.0 | 11.0 | 11.0 | 9.0 | 1 |
| TMPA0603HT-3R3MN-D | 3.30 | ±20 | 1V/100K | 21.5 | 25.8 | 9.5 | 8.3 | 9.0 | 7.3 | 1 |
| TMPA0603HT-4R7MN-D | 4.70 | ±20 | 1V/100K | 32 | 37 | 8.5 | 7.0 | 7.0 | 6.0 | 1 |
| TMPA0603HT-5R6MN-D | 5.60 | ±20 | 1V/100K | 36 | 42 | 7.2 | 6.0 | 6.5 | 5.5 | 1 |
| TMPA0603HT-6R8MN-D | 6.80 | ±20 | 1V/100K | 43 | 50 | 6.5 | 5.5 | 6.0 | 5.0 | 1 |
| TMPA0603HT-100MN-D | 10.0 | ±20 | 1V/100K | 62 | 68 | 5.0 | 4.2 | 5.0 | 4.2 | 1 |
| TMPA0603HT-150MN-D | 15.0 | ±20 | 1V/100K | 95 | 114 | 3.2 | 2.8 | 4.1 | 3.5 | 1 |
| TMPA0603HT-220MN-D | 22.0 | ±20 | 1V/100K | 140 | 168 | 3.0 | 2.6 | 3.4 | 2.8 | 1 |

# TMPA Series



Halogen-free RoHS

## ■ Specifications

**2826 inch AxBxC=7.10x6.60,C=4.00(Max.) Unit : mm Operating Temperature:-40~+125℃**

| Part Number | Inductance (uH) | Tolerance (%) | Test Frequency (Hz) | DCR (mΩ) typ. | DCR (mΩ) max. | I sat (A) typ. | I sat (A) max. | I rms (A) typ. | I rms (A) max. | Fig. |
|---|---|---|---|---|---|---|---|---|---|---|
| TMPA0604S-R15MN-D | 0.15 | ±20 | 1V/100K | 1.4 | 1.68 | 45 | 40 | 35 | 30 | 1 |
| TMPA0604S-R33MN-D | 0.33 | ±20 | 1V/100K | 2.2 | 2.5 | 28 | 25 | 25 | 23 | 1 |
| TMPA0604S-R45MN-D | 0.45 | ±20 | 1V/100K | 2.8 | 3.2 | 21 | 18 | 20 | 18 | 1 |
| TMPA0604S-R56MN-D | 0.56 | ±20 | 1V/100K | 3.4 | 3.7 | 20 | 17 | 19 | 16 | 1 |
| TMPA0604S-1R0MN-D | 1.00 | ±20 | 1V/100K | 5.6 | 6.2 | 15 | 13.5 | 15 | 13 | 1 |
| TMPA0604S-2R2MN-D | 2.2 | ±20 | 1V/100K | 8.7 | 10 | 12 | 11 | 11 | 10 | 1 |
| TMPA0604S-6R8MN-D | 6.80 | ±20 | 1V/100K | 31 | 38 | 6.8 | 5.8 | 7.6 | 6.6 | 1 |
| TMPA0604S-100MN-D | 10.0 | ±20 | 1V/100K | 52 | 60 | 6.3 | 5.8 | 5.0 | 4.5 | 1 |
| TMPA0604S-470MN-D | 47.0 | ±20 | 1V/100K | 235 | 278 | 2.5 | 2.0 | 2.3 | 2.0 | 1 |

**2926 inch AxBxC=7.30x6.60,C=5.00(Max.) Unit : mm Operating Temperature:-40~+125℃**

| Part Number | Inductance (uH) | Tolerance (%) | Test Frequency (Hz) | DCR (mΩ) typ. | DCR (mΩ) max. | I sat (A) typ. | I sat (A) max. | I rms (A) typ. | I rms (A) max. | Fig. |
|---|---|---|---|---|---|---|---|---|---|---|
| TMPA0605S-R15MN-D | 0.15 | ±20 | 1V/100K | 1.3 | 1.7 | 45 | 40 | 35 | 32 | 1 |
| TMPA0605S-R22MN-D | 0.22 | ±20 | 1V/100K | 1.7 | 2.2 | 40 | 35 | 30 | 26 | 1 |
| TMPA0605S-R33MN-D | 0.33 | ±20 | 1V/100K | 1.9 | 2.4 | 25 | 23 | 26 | 24 | 1 |
| TMPA0605S-R47MN-D | 0.47 | ±20 | 1V/100K | 2.9 | 3.3 | 22 | 20 | 22 | 20 | 1 |
| TMPA0605S-R56MN-D | 0.56 | ±20 | 1V/100K | 3.4 | 3.9 | 21 | 18 | 21 | 19 | 1 |
| TMPA0605S-R68MN-D | 0.68 | ±20 | 1V/100K | 3.6 | 4.1 | 20 | 17 | 20 | 18 | 1 |
| TMPA0605S-R82MN-D | 0.82 | ±20 | 1V/100K | 5.3 | 5.9 | 18 | 15 | 18 | 16 | 1 |
| TMPA0605S-1R0MN-D | 1.00 | ±20 | 1V/100K | 5.6 | 6.2 | 16 | 13 | 17 | 15 | 1 |
| TMPA0605S-1R5MN-D | 1.50 | ±20 | 1V/100K | 6.6 | 7.3 | 13 | 10.5 | 15 | 13 | 1 |
| TMPA0605S-2R2MN-D | 2.20 | ±20 | 1V/100K | 10 | 11.5 | 10 | 8.5 | 14 | 12 | 1 |
| TMPA0605S-3R3MN-D | 3.30 | ±20 | 1V/100K | 14 | 16.2 | 9.5 | 8.0 | 13 | 11 | 1 |
| TMPA0605S-4R7MN-D | 4.70 | ±20 | 1V/100K | 20.8 | 24 | 8.8 | 7.5 | 11 | 9.5 | 1 |
| TMPA0605S-5R6MN-D | 5.60 | ±20 | 1V/100K | 28 | 33 | 8.0 | 7.2 | 10 | 8.5 | 1 |
| TMPA0605S-6R8MN-D | 6.80 | ±20 | 1V/100K | 30 | 36 | 7.6 | 7.0 | 9.0 | 8.0 | 1 |
| TMPA0605S-8R2MN-D | 8.20 | ±20 | 1V/100K | 38.5 | 45 | 6.5 | 6.0 | 7.5 | 6.5 | 1 |
| TMPA0605S-100MN-D | 10.0 | ±20 | 1V/100K | 44 | 53 | 6.0 | 5.7 | 7.0 | 6.0 | 1 |
| TMPA0605S-150MN-D | 15.0 | ±20 | 1V/100K | 73 | 85 | 4.0 | 3.2 | 5.0 | 4.0 | 1 |
| TMPA0605S-220MN-D | 22.0 | ±20 | 1V/100K | 122 | 142 | 3.6 | 3.1 | 4.2 | 3.6 | 1 |
| TMPA0605S-330MN-D | 33.0 | ±20 | 1V/100K | 142 | 170 | 2.3 | 1.8 | 3.0 | 2.5 | 1 |
| TMPA0605S-470MN-D | 47.0 | ±20 | 1V/100K | 275 | 320 | 1.8 | 1.5 | 2.6 | 2.0 | 1 |

# TMPA Series



Halogen-free RoHS

## ■ Specifications

3128 inch AxBxC=7.8x7.1,C=5.40(Max.) Unit : mm Operating Temperature:-40~+125℃

| Part Number | Inductance (uH) | Tolerance (%) | Test Frequency (Hz) | DCR (mΩ) typ. | DCR (mΩ) max. | I sat (A) typ. | I sat (A) max. | I rms (A) typ. | I rms (A) max. | Fig. |
|---|---|---|---|---|---|---|---|---|---|---|
| TMPA0754S-1R0MN-D02 | 1.0 | ±20 | 1V/100K | 4.7 | 5.5 | 20 | 18 | 17 | 15 | 1 |
| TMPA0754S-1R5MN-D02 | 1.5 | ±20 | 1V/100K | 6.1 | 7.3 | 18 | 16 | 15.5 | 14 | 1 |
| TMPA0754S-1R8MN-D02 | 1.8 | ±20 | 1V/100K | 7.8 | 9.3 | 17 | 15 | 13.5 | 12 | 1 |
| TMPA0754S-2R2MN-D02 | 2.2 | ±20 | 1V/100K | 8.9 | 10.7 | 15 | 13 | 13 | 11.5 | 1 |
| TMPA0754S-3R3MN-D02 | 3.3 | ±20 | 1V/100K | 12.5 | 14 | 13 | 11.5 | 11 | 9.5 | 1 |
| TMPA0754S-4R7MN-D02 | 4.7 | ±20 | 1V/100K | 15.7 | 17.6 | 12 | 10.5 | 9.5 | 8.5 | 1 |
| TMPA0754S-5R6MN-D02 | 5.6 | ±20 | 1V/100K | 20.2 | 22.6 | 11 | 9.5 | 8.5 | 7.5 | 1 |
| TMPA0754S-6R8MN-D02 | 6.8 | ±20 | 1V/100K | 24.5 | 27 | 10.2 | 9.3 | 7.8 | 7 | 1 |
| TMPA0754S-8R2MN-D02 | 8.2 | ±20 | 1V/100K | 28.5 | 31.3 | 9.6 | 8.8 | 7.3 | 6.6 | 1 |
| TMPA0754S-100MN-D02 | 10.0 | ±20 | 1V/100K | 37.2 | 41 | 9 | 8 | 6.7 | 6.1 | 1 |
| TMPA0754S-120MN-D02 | 12.0 | ±20 | 1V/100K | 49.2 | 55.1 | 8.2 | 7.6 | 5.6 | 5 | 1 |
| TMPA0754S-150MN-D02 | 15.0 | ±20 | 1V/100K | 62.3 | 70.4 | 7.7 | 7 | 5 | 4.5 | 1 |
| TMPA0754S-220MN-D02 | 22.0 | ±20 | 1V/100K | 77.5 | 87 | 6.5 | 5.7 | 4.5 | 4 | 1 |
| TMPA0754S-330MN-D02 | 33.0 | ±20 | 1V/100K | 109 | 122.1 | 3.7 | 3.3 | 3.7 | 3.3 | 1 |
| TMPA0754S-470MN-D02 | 47.0 | ±20 | 1V/100K | 150 | 168 | 3.1 | 2.8 | 3.1 | 2.8 | 1 |
| TMPA0754S-680MN-D02 | 68.0 | ±20 | 1V/100K | 228 | 255 | 2.8 | 2.5 | 2.6 | 2.2 | 1 |
| TMPA0754S-820MN-D02 | 82.0 | ±20 | 1V/100K | 300 | 336 | 2.6 | 2.3 | 2.3 | 2 | 1 |
| TMPA0754S-101MN-D02 | 100.0 | ±20 | 1V/100K | 325 | 368 | 2.5 | 2.2 | 2.1 | 1.9 | 1 |

4340 inch AxBxC=11.0x10.0,C=3.00(Max.) Unit : mm Operating Temperature:-40~+125℃

| Part Number | Inductance (uH) | Tolerance (%) | Test Frequency (Hz) | DCR (mΩ) typ. | DCR (mΩ) max. | I sat (A) typ. | I sat (A) max. | I rms (A) typ. | I rms (A) max. | Fig. |
|---|---|---|---|---|---|---|---|---|---|---|
| TMPA1003S-R22MN-D | 0.22 | ±20 | 1V/100K | 0.9 | 1.0 | 50 | 45 | 33 | 30 | 2 |
| TMPA1003S-R36MN-D | 0.36 | ±20 | 1V/100K | 1.25 | 1.4 | 40 | 35 | 28 | 25 | 2 |
| TMPA1003S-R47MN-D | 0.47 | ±20 | 1V/100K | 1.8 | 2.2 | 36 | 32 | 26 | 23 | 2 |
| TMPA1003S-R82MN-D | 0.82 | ±20 | 1V/100K | 3.1 | 3.7 | 28 | 25 | 20 | 18 | 1 |
| TMPA1003S-1R0MN-D | 1.0 | ±20 | 1V/100K | 5.0 | 6.0 | 25 | 22 | 16 | 14 | 1 |
| TMPA1003S-2R2MN-D | 2.20 | ±20 | 1V/100K | 7.8 | 8.8 | 18 | 16 | 14 | 12 | 1 |
| TMPA1003S-3R3MN-D | 3.30 | ±20 | 1V/100K | 14.5 | 16 | 14 | 12 | 12 | 11 | 1 |
| TMPA1003S-4R7MN-D | 4.70 | ±20 | 1V/100K | 18.5 | 21.3 | 12 | 10 | 10 | 9 | 1 |
| TMPA1003S-6R8MN-D | 6.8 | ±20 | 1V/100K | 29 | 35 | 9.0 | 8.0 | 7.8 | 7.0 | 1 |
| TMPA1003S-8R2MN-D | 8.20 | ±20 | 1V/100K | 32 | 38 | 7.2 | 6.8 | 7.2 | 6.5 | 1 |
| TMPA1003S-100MN-D | 10.0 | ±20 | 1V/100K | 45 | 49.5 | 6.8 | 6.3 | 6 | 5.5 | 1 |

# TMPA Series



Halogen-free RoHS

## ■ Specifications

4340 inch AxBxC=11.0x10.0,C=4.00(Max.) Unit : mm Operating Temperature:-40~+125℃

| Part Number | Inductance (uH) | Tolerance (%) | Test Frequency (Hz) | DCR (mΩ) typ. | DCR (mΩ) max. | I sat (A) typ. | I sat (A) max. | I rms (A) typ. | I rms (A) max. | Fig. |
|---|---|---|---|---|---|---|---|---|---|---|
| TMPA1004S-R15YN-D | 0.15 | ±30 | 1V/100K | 0.5 | 0.6 | 82.0 | 75.0 | 44.0 | 38.0 | 2 |
| TMPA1004S-R22MN-D | 0.22 | ±20 | 1V/100K | 0.72 | 0.83 | 70.0 | 60.0 | 36.0 | 33.0 | 2 |
| TMPA1004S-R47MN-D | 0.47 | ±20 | 1V/100K | 1.3 | 1.5 | 46.0 | 40.0 | 32.0 | 28.0 | 2 |
| TMPA1004S-R68MN-D | 0.68 | ±20 | 1V/100K | 1.9 | 2.2 | 31.0 | 28.0 | 23.0 | 20.0 | 2 |
| TMPA1004S-1R0MN-D | 1.00 | ±20 | 1V/100K | 2.9 | 3.25 | 29.0 | 26.0 | 20.0 | 18.0 | 2 |
| TMPA1004S-1R5MN-D | 1.50 | ±20 | 1V/100K | 3.7 | 4.2 | 26.0 | 22.0 | 17.5 | 16.0 | 2 |
| TMPA1004S-2R2MN-D | 2.20 | ±20 | 1V/100K | 5.8 | 6.7 | 20.0 | 16.0 | 15.0 | 13.0 | 1 |
| TMPA1004S-3R3MN-D | 3.30 | ±20 | 1V/100K | 10.5 | 11.8 | 17.5 | 14.0 | 11.0 | 10.0 | 1 |
| TMPA1004S-4R7MN-D | 4.70 | ±20 | 1V/100K | 15.8 | 19 | 15.2 | 13.0 | 8.8 | 8.0 | 1 |
| TMPA1004S-6R8MN-D | 6.80 | ±20 | 1V/100K | 22 | 24.5 | 12.2 | 11.0 | 7.8 | 6.8 | 1 |
| TMPA1004S-100MN-D | 10.0 | ±20 | 1V/100K | 27 | 30 | 8.6 | 7.5 | 7.5 | 6.1 | 1 |
| TMPA1004S-150MN-D | 15.0 | ±20 | 1V/100K | 41 | 45 | 7.0 | 6.0 | 6.25 | 5.0 | 1 |
| TMPA1004S-220MN-D | 22.0 | ±20 | 1V/100K | 58 | 66 | 6.2 | 5.5 | 5.0 | 4.1 | 1 |
| TMPA1004S-330MN-D | 33.0 | ±20 | 1V/100K | 84 | 91 | 5.5 | 5.0 | 4.4 | 3.5 | 1 |
| TMPA1004S-470MN-D | 47.0 | ±20 | 1V/100K | 125 | 143 | 4.0 | 3.7 | 3.5 | 3.0 | 1 |
| TMPA1004S-680MN-D | 68.0 | ±20 | 1V/100K | 184 | 210 | 3.2 | 3.0 | 2.6 | 2.4 | 1 |
| TMPA1004S-820MN-D | 82.0 | ±20 | 1V/100K | 240 | 270 | 3.0 | 2.8 | 2.3 | 2.1 | 1 |
| TMPA1004S-101MN-D | 100 | ±20 | 1V/100K | 270 | 310 | 2.7 | 2.4 | 2.0 | 1.8 | 1 |

4340 inch AxBxC=11.0x10.0,C=5.00(Max.) Unit : mm Operating Temperature:-40~+125℃

| Part Number | Inductance (uH) | Tolerance (%) | Test Frequency (Hz) | DCR (mΩ) typ. | DCR (mΩ) max. | I sat (A) typ. | I sat (A) max. | I rms (A) typ. | I rms (A) max. | Fig. |
|---|---|---|---|---|---|---|---|---|---|---|
| TMPA1004HT-1R0MN-D | 1.00 | ±20 | 1V/100K | 2.80 | 3.07 | 29.0 | 26.0 | 27.0 | 24.0 | 1 |
| TMPA1004HT-1R5MN-D | 1.50 | ±20 | 1V/100K | 4.20 | 4.50 | 27.0 | 24.0 | 22.0 | 19.0 | 1 |
| TMPA1004HT-2R2MN-D | 2.20 | ±20 | 1V/100K | 6.50 | 7.20 | 21.0 | 18.0 | 18.0 | 15.0 | 1 |
| TMPA1004HT-3R3MN-D | 3.30 | ±20 | 1V/100K | 10.2 | 11.8 | 18.0 | 16.0 | 15.0 | 12.0 | 1 |
| TMPA1004HT-4R7MN-D | 4.70 | ±20 | 1V/100K | 14.3 | 15.3 | 15.0 | 13.0 | 13.0 | 10.0 | 1 |
| TMPA1004HT-5R6MN-D | 5.60 | ±20 | 1V/100K | 15.5 | 17.5 | 13.0 | 11.0 | 12.0 | 9.6 | 1 |
| TMPA1004HT-6R8MN-D | 6.80 | ±20 | 1V/100K | 20.2 | 22.3 | 11.0 | 10.0 | 10.5 | 9.0 | 1 |
| TMPA1004HT-100MN-D | 10.0 | ±20 | 1V/100K | 29.3 | 33.0 | 9.0 | 8.0 | 8.0 | 7.0 | 1 |
| TMPA1004HT-150MN-D | 15.0 | ±20 | 1V/100K | 45.0 | 50.0 | 7.6 | 6.5 | 7.0 | 6.0 | 1 |
| TMPA1004HT-220MN-D | 22.0 | ±20 | 1V/100K | 64.0 | 72.0 | 6.5 | 5.7 | 6.0 | 5.0 | 1 |
| TMPA1004HT-330MN-D | 33.0 | ±20 | 1V/100K | 110 | 117.7 | 5.3 | 4.5 | 5.0 | 4.2 | 1 |
| TMPA1004HT-470MN-D | 47.0 | ±20 | 1V/100K | 145 | 167.0 | 4.5 | 4.0 | 4.0 | 3.4 | 1 |
| TMPA1004HT-680MN-D | 68.0 | ±20 | 1V/100K | 210 | 240.0 | 3.5 | 2.8 | 3.5 | 3.0 | 1 |

# TMPA Series



Halogen-free RoHS

## ■ Specifications

4340 inch AxBxC=11.0x10.0,C=5.00(Max.) Unit : mm Operating Temperature:-40~+125℃

| Part Number | Inductance (uH) | Tolerance (%) | Test Frequency (Hz) | DCR (mΩ) typ. | DCR (mΩ) max. | I sat (A) typ. | I sat (A) max. | I rms (A) typ. | I rms (A) max. | Fig. |
|---|---|---|---|---|---|---|---|---|---|---|
| TMPA1005S-R30MN-D | 0.30 | ±20 | 1V/100K | 0.67 | 0.80 | 55.0 | 49.0 | 36.0 | 32.0 | 2 |
| TMPA1005S-R47MN-D | 0.47 | ±20 | 1V/100K | 1.15 | 1.32 | 46.0 | 40.0 | 33.0 | 29.0 | 2 |
| TMPA1005S-R68MN-D | 0.68 | ±20 | 1V/100K | 1.60 | 1.90 | 35.0 | 32.0 | 28.0 | 25.0 | 2 |
| TMPA1005S-1R0MN-D | 1.00 | ±20 | 1V/100K | 2.60 | 3.00 | 33.0 | 30.0 | 25.0 | 23.0 | 2 |
| TMPA1005S-1R5MN-D | 1.50 | ±20 | 1V/100K | 3.40 | 3.80 | 27.0 | 24.0 | 23.0 | 21.0 | 2 |
| TMPA1005S-2R2MN-D | 2.20 | ±20 | 1V/100K | 5.10 | 5.60 | 20.0 | 18.0 | 19.5 | 17.5 | 1 |
| TMPA1005S-3R3MN-D | 3.30 | ±20 | 1V/100K | 8.10 | 9.10 | 17.5 | 15.5 | 17.0 | 15.0 | 1 |
| TMPA1005S-4R7MN-D | 4.70 | ±20 | 1V/100K | 9.30 | 10.5 | 16.0 | 14.0 | 15.0 | 13.0 | 1 |
| TMPA1005S-6R8MN-D | 6.80 | ±20 | 1V/100K | 15.0 | 17.3 | 14.0 | 12.0 | 12.0 | 10.0 | 1 |
| TMPA1005S-100MN-D | 10.0 | ±20 | 1V/100K | 18.9 | 21.8 | 13.0 | 11.0 | 7.60 | 7.20 | 1 |
| TMPA1005S-220MN-D | 22.0 | ±20 | 1V/100K | 44.0 | 54.0 | 6.00 | 5.50 | 6.00 | 5.50 | 1 |
| TMPA1005S-330MN-D | 33.0 | ±20 | 1V/100K | 74.0 | 86.0 | 5.80 | 5.20 | 5.50 | 5.00 | 1 |
| TMPA1005S-470MN-D | 47.0 | ±20 | 1V/100K | 106 | 127 | 3.50 | 4.00 | 4.50 | 4.00 | 1 |
| TMPA1005S-101MN-D | 100 | ±20 | 1V/100K | 242 | 290 | 2.80 | 2.40 | 2.20 | 2.00 | 1 |

5350 inch AxBxC=13.5x12.6,C=5.00(Max.) Unit : mm Operating Temperature:-40~+125℃

| Part Number | Inductance (uH) | Tolerance (%) | Test Frequency (Hz) | DCR (mΩ) typ. | DCR (mΩ) max. | I sat (A) typ. | I sat (A) max. | I rms (A) typ. | I rms (A) max. | Fig. |
|---|---|---|---|---|---|---|---|---|---|---|
| TMPA1205SP-R10YN-D | 0.10 | ±30 | 1V/100K | 0.28 | 0.32 | 95.0 | 85.0 | 57.0 | 52.0 | 2 |
| TMPA1205SP-R22MN-D | 0.22 | ±20 | 1V/100K | 0.50 | 0.61 | 65 | 60 | 55 | 50 | 2 |
| TMPA1205SP-R33MN-D | 0.33 | ±20 | 1V/100K | 0.65 | 0.80 | 65 | 59 | 42 | 37 | 2 |
| TMPA1205SP-R47MN-D | 0.47 | ±20 | 1V/100K | 0.77 | 0.90 | 65 | 58 | 38 | 34 | 2 |
| TMPA1205SP-R68MN-D | 0.68 | ±20 | 1V/100K | 1.30 | 1.55 | 50 | 42 | 34 | 31 | 2 |
| TMPA1205SP-1R0MN-D | 1.00 | ±20 | 1V/100K | 1.60 | 1.90 | 40 | 34 | 30 | 27 | 2 |
| TMPA1205SP-1R5MN-D | 1.50 | ±20 | 1V/100K | 3.20 | 3.80 | 31 | 28 | 25 | 22 | 1 |
| TMPA1205SP-2R2MN-D | 2.20 | ±20 | 1V/100K | 4.10 | 4.80 | 26 | 23 | 17 | 15.5 | 1 |
| TMPA1205SP-3R3MN-D | 3.30 | ±20 | 1V/100K | 6.00 | 7.00 | 23 | 20.5 | 15.5 | 14 | 1 |
| TMPA1205SP-4R7MN-D | 4.70 | ±20 | 1V/100K | 8.80 | 10.2 | 18.5 | 16 | 14 | 12.5 | 1 |
| TMPA1205SP-6R8MN-D | 6.80 | ±20 | 1V/100K | 13.0 | 16.0 | 16.5 | 15 | 12 | 11 | 1 |
| TMPA1205SP-100MN-D | 10.0 | ±20 | 1V/100K | 19.2 | 22.0 | 13 | 10.5 | 10 | 9.0 | 1 |
| TMPA1205SP-220MN-D | 22.0 | ±20 | 1V/100K | 42.0 | 52.0 | 8.5 | 7.5 | 8.0 | 7.0 | 1 |
| TMPA1205SP-330MN-D | 33.0 | ±20 | 1V/100K | 66.0 | 80.0 | 7.3 | 6.5 | 6.0 | 5.2 | 1 |
| TMPA1205SP-470MN-D | 47.0 | ±20 | 1V/100K | 78 | 94 | 6.0 | 5.2 | 5.2 | 4.3 | 1 |
| TMPA1205SP-680MN-D | 68.0 | ±20 | 1V/100K | 110 | 132 | 5.0 | 4.4 | 4.3 | 3.6 | 1 |
| TMPA1205SP-101MN-D | 100 | ±20 | 1V/100K | 175 | 210 | 4.0 | 3.7 | 3.5 | 3.0 | 1 |
| TMPA1205SP-151MN-D | 150 | ±20 | 1V/100K | 280 | 336 | 3.2 | 2.8 | 2.7 | 2.3 | 1 |

# TMPA Series



Halogen-free RoHS

## ■ Specifications

5350 inch AxBxC=13.5x12.6,C=6.00(Max.) Unit : mm Operating Temperature:-40~+125℃

| Part Number | Inductance (uH) | Tolerance (%) | Test Frequency (Hz) | DCR (mΩ) typ. | DCR (mΩ) max. | I sat (A) typ. | I sat (A) max. | I rms (A) typ. | I rms (A) max. | Fig. |
|---|---|---|---|---|---|---|---|---|---|---|
| TMPA1206SP-R36MN-D | 0.36 | ±20 | 1V/100K | 0.65 | 0.80 | 70.0 | 60.0 | 60.0 | 50.0 | 2 |
| TMPA1206SP-1R0MN-D | 1.00 | ±20 | 1V/100K | 1.70 | 2.00 | 34.0 | 29.0 | 30.0 | 26.0 | 2 |
| TMPA1206SP-1R5MN-D | 1.50 | ±20 | 1V/100K | 2.40 | 3.00 | 32.0 | 27.0 | 28.0 | 24.0 | 2 |
| TMPA-1206SP-2R2MN-D | 2.20 | ±20 | 1V/100K | 3.70 | 4.30 | 28.0 | 24.0 | 25.0 | 21.0 | 1 |
| TMPA1206SP-3R3MN-D | 3.30 | ±20 | 1V/100K | 5.30 | 6.50 | 28.0 | 24.0 | 21.0 | 18.0 | 1 |
| TMPA1206SP-4R7MN-D | 4.70 | ±20 | 1V/100K | 7.00 | 8.40 | 23.0 | 19.5 | 19.0 | 16.0 | 1 |
| TMPA1206SP-5R6MN-D | 5.60 | ±20 | 1V/100K | 9.00 | 10.8 | 19.0 | 17.0 | 16.0 | 14.0 | 1 |
| TMPA1206SP-100MN-D | 10.0 | ±20 | 1V/100K | 15.5 | 18.6 | 16.0 | 14.5 | 12.0 | 10.5 | 1 |
| TMPA1206SP-150MN-D | 15.0 | ±20 | 1V/100K | 24.0 | 29.0 | 10.0 | 9.00 | 10.0 | 8.50 | 1 |
| TMPA1206SP-220MN-D | 22.0 | ±20 | 1V/100K | 31.2 | 37.5 | 9.00 | 8.00 | 8.00 | 7.00 | 1 |
| TMPA1206SP-330MN-D | 33.0 | ±20 | 1V/100K | 56.0 | 68.0 | 7.80 | 6.70 | 6.50 | 5.50 | 1 |
| TMPA1206SP-470MN-D | 47.0 | ±20 | 1V/100K | 76.0 | 88.0 | 6.70 | 5.50 | 5.20 | 4.50 | 1 |
| TMPA1206SP-680MN-D | 68.0 | ±20 | 1V/100K | 103 | 124 | 5.80 | 5.00 | 4.50 | 3.70 | 1 |
| TMPA1206SP-101MN-D | 100 | ±20 | 1V/100K | 162 | 195 | 5.00 | 4.00 | 3.20 | 2.80 | 1 |
| TMPA1206SP-151MN-D | 150 | ±20 | 1V/100K | 270 | 325 | 4.10 | 3.20 | 2.60 | 2.20 | 1 |

5350 inch AxBxC=13.5x12.6,C=6.50(Max.) Unit : mm Operating Temperature:-40~+125℃

| Part Number | Inductance (uH) | Tolerance (%) | Test Frequency (Hz) | DCR (mΩ) typ. | DCR (mΩ) max. | I sat (A) typ. | I sat (A) max. | I rms (A) typ. | I rms (A) max. | Fig. |
|---|---|---|---|---|---|---|---|---|---|---|
| TMPA1265SP-R10YN-D | 0.10 | ±30 | 1V/100K | 0.2 | 0.25 | 120 | 115 | 65 | 60 | 2 |
| TMPA1265SP-R22MN-D | 0.22 | ±20 | 1V/100K | 0.4 | 0.46 | 112 | 105 | 53 | 42 | 2 |
| TMPA1265SP-R33MN-D | 0.33 | ±20 | 1V/100K | 0.6 | 0.7 | 75 | 65 | 46 | 36 | 2 |
| TMPA1265SP-R47MN-D | 0.47 | ±20 | 1V/100K | 0.88 | 1.02 | 68 | 58 | 42 | 35 | 2 |
| TMPA1265SP-R68MN-D | 0.68 | ±20 | 1V/100K | 1.25 | 1.5 | 55 | 46 | 36.5 | 33 | 2 |
| TMPA1265SP-1R0MN-D | 1.00 | ±20 | 1V/100K | 1.5 | 1.8 | 45 | 36 | 33 | 29 | 2 |
| TMPA1265SP-1R5MN-D | 1.50 | ±20 | 1V/100K | 2.2 | 2.53 | 35 | 30 | 29 | 25 | 2 |
| TMPA1265SP-2R2MN-D | 2.20 | ±20 | 1V/100K | 3.7 | 4.2 | 28.5 | 24 | 25 | 21 | 1 |
| TMPA1265SP-3R3MN-D | 3.30 | ±20 | 1V/100K | 5.3 | 6.2 | 27 | 22.5 | 22 | 19 | 1 |
| TMPA1265SP-4R7MN-D | 4.70 | ±20 | 1V/100K | 6.8 | 8.0 | 25 | 21 | 20 | 17 | 1 |
| TMPA1265SP-6R8MN-D | 6.80 | ±20 | 1V/100K | 9.8 | 11.3 | 21 | 18 | 16.5 | 14 | 1 |
| TMPA1265SP-100MN-D | 10.0 | ±20 | 1V/100K | 13 | 15.8 | 17 | 15 | 13 | 11 | 1 |
| TMPA1265SP-150MN-D | 15.0 | ±20 | 1V/100K | 22 | 26 | 13.5 | 12 | 11 | 9.5 | 1 |
| TMPA1265SP-220MN-D | 22.0 | ±20 | 1V/100K | 31 | 35 | 10 | 9 | 10 | 8 | 1 |
| TMPA1265SP-330MN-D | 33.0 | ±20 | 1V/100K | 46 | 55 | 9.0 | 8.0 | 9.0 | 6.5 | 1 |
| TMPA1265SP-470MN-D | 47.0 | ±20 | 1V/100K | 58 | 67 | 7.6 | 6.8 | 8.0 | 5.7 | 1 |
| TMPA1265SP-101MN-D | 100 | ±20 | 1V/100K | 140 | 161 | 5.0 | 4.0 | 5.0 | 3.8 | 1 |

# TMPA Series



Halogen-free RoHS

## ■ Specifications

**5350 inch AxBxC=13.5x12.6,C=6.50(Max.) Unit : mm Operating Temperature:-40~+125℃**

| Part Number | Inductance (uH) | Tolerance (%) | Test Frequency (Hz) | DCR (mΩ) typ. | DCR (mΩ) max. | I sat (A) typ. | I sat (A) max. | I rms (A) typ. | I rms (A) max. | Fig. |
|---|---|---|---|---|---|---|---|---|---|---|
| TMPA1265HT-R22MN-D | 0.22 | ±20 | 1V/100K | 0.40 | 0.46 | 75 | 70 | 45 | 40 | 2 |
| TMPA1265HT-R33MN-D | 0.33 | ±20 | 1V/100K | 0.55 | 0.62 | 68 | 63 | 43 | 37 | 2 |
| TMPA1265HT-R47MN-D | 0.47 | ±20 | 1V/100K | 0.80 | 0.90 | 65 | 60 | 40 | 35 | 2 |
| TMPA1265HT-1R0MN-D | 1.00 | ±20 | 1V/100K | 1.40 | 1.70 | 37 | 33 | 35 | 30 | 2 |
| TMPA1265HT-1R5MN-D | 1.50 | ±20 | 1V/100K | 2.20 | 2.53 | 31 | 27 | 27 | 23 | 2 |
| TMPA1265HT-2R2MN-D | 2.20 | ±20 | 1V/100K | 3.2 | 3.7 | 27 | 23 | 25 | 22 | 1 |
| TMPA1265HT-3R3MN-D | 3.30 | ±20 | 1V/100K | 4.8 | 5.6 | 24 | 21 | 22 | 20 | 1 |
| TMPA1265HT-4R7MN-D | 4.70 | ±20 | 1V/100K | 6.7 | 7.7 | 22 | 20 | 19 | 17 | 1 |
| TMPA1265HT-6R8MN-D | 6.80 | ±20 | 1V/100K | 10.3 | 12 | 17 | 15 | 15 | 13 | 1 |
| TMPA1265HT-100MN-D | 10.0 | ±20 | 1V/100K | 13.8 | 16.0 | 15 | 13 | 12 | 11 | 1 |
| TMPA1265HT-150MN-D | 15.0 | ±20 | 1V/100K | 21 | 25 | 12 | 11 | 9.5 | 8.5 | 1 |
| TMPA1265HT-220MN-D | 22.0 | ±20 | 1V/100K | 30 | 35 | 9.0 | 8.0 | 8.5 | 7.5 | 1 |
| TMPA1265HT-330MN-D | 33.0 | ±20 | 1V/100K | 46 | 55 | 8.0 | 7.0 | 7.6 | 6.5 | 1 |

**7067 inch AxBxC=17.8x16.9,C=7.00(Max.) Unit : mm Operating Temperature:-40~+125℃**

| Part Number | Inductance (uH) | Tolerance (%) | Test Frequency (Hz) | DCR (mΩ) typ. | DCR (mΩ) max. | I sat (A) typ. | I sat (A) max. | I rms (A) typ. | I rms (A) max. | Fig. |
|---|---|---|---|---|---|---|---|---|---|---|
| TMPA1707SP-R15MN-D | 0.15 | ±20 | 1V/100K | 0.35 | 0.45 | 140 | 130 | 70 | 65 | 3 |
| TMPA1707SP-R22MN-D | 0.22 | ±20 | 1V/100K | 0.45 | 0.55 | 130 | 120 | 68 | 63 | 3 |
| TMPA1707SP-R33MN-D | 0.33 | ±20 | 1V/100K | 0.50 | 0.65 | 118 | 110 | 63 | 58 | 3 |
| TMPA1707SP-R47MN-D | 0.47 | ±20 | 1V/100K | 0.70 | 0.90 | 110 | 100 | 60 | 55 | 3 |
| TMPA1707SP-R68MN-D | 0.68 | ±20 | 1V/100K | 0.9 | 1.08 | 65 | 58 | 52 | 47 | 3 |
| TMPA1707SP-1R0MN-D | 1.00 | ±20 | 1V/100K | 1.06 | 1.3 | 50 | 45 | 46 | 42 | 3 |
| TMPA1707SP-1R5MN-D | 1.50 | ±20 | 1V/100K | 1.5 | 1.8 | 46 | 40 | 39 | 35 | 3 |
| TMPA1707SP-2R2MN-D | 2.20 | ±20 | 1V/100K | 1.8 | 2.2 | 35 | 32 | 32 | 30 | 3 |
| TMPA1707SP-3R3MN-D | 3.30 | ±20 | 1V/100K | 2.7 | 3.3 | 32 | 29 | 30 | 28 | 3 |
| TMPA1707SP-4R7MN-D | 4.70 | ±20 | 1V/100K | 3.7 | 4.5 | 29 | 26 | 28 | 26 | 3 |
| TMPA1707SP-6R8MN-D | 6.80 | ±20 | 1V/100K | 6.0 | 7.2 | 25 | 22 | 24 | 22 | 3 |
| TMPA1707SP-100MN-D | 10.0 | ±20 | 1V/100K | 9.2 | 10.6 | 22 | 19 | 21 | 19 | 3 |
| TMPA1707SP-150MN-D | 15.0 | ±20 | 1V/100K | 12.8 | 15.5 | 16 | 14 | 16 | 14 | 3 |
| TMPA1707SP-220MN-D | 22.0 | ±20 | 1V/100K | 20.5 | 24 | 13.5 | 11.5 | 13.5 | 11.5 | 3 |
| TMPA1707SP-330MN-D | 33.0 | ±20 | 1V/100K | 32 | 37 | 12 | 10 | 12 | 10 | 3 |
| TMPA1707SP-470MN-D | 47.0 | ±20 | 1V/100K | 40 | 47 | 9.5 | 8.0 | 9.5 | 8.0 | 3 |
| TMPA1707SP-680MN-D | 68.0 | ±20 | 1V/100K | 66 | 76 | 8.5 | 7.2 | 8.0 | 6.5 | 3 |
| TMPA1707SP-820MN-D | 82.0 | ±20 | 1V/100K | 69 | 83 | 8.0 | 6.5 | 6.5 | 5.7 | 3 |
| TMPA1707SP-101MN-D | 100.0 | ±20 | 1V/100K | 90 | 105 | 6.5 | 5.5 | 6.0 | 5.0 | 3 |

# TMPA Series



Halogen-free RoHS

## ■ Specifications

**9387 inch AxBxC=23.5x22.0,C=13.0(Max.) Unit : mm Operating Temperature:-40~+125℃**

| Part Number | Inductance (uH) | Tolerance (%) | Test Frequency (Hz) | DCR (mΩ) typ. | DCR (mΩ) max. | I sat (A) typ. | I sat (A) max. | I rms (A) typ. | I rms (A) max. | Fig. |
|---|---|---|---|---|---|---|---|---|---|---|
| TMPA2313SP-R47MN-D | 0.47 | ±20 | 1V/100K | 0.44 | 0.5 | 140 | 110 | 80 | 75 | 3 |
| TMPA2313SP-R68MN-D | 0.68 | ±20 | 1V/100K | 0.60 | 0.72 | 90 | 80 | 75 | 70 | 3 |
| TMPA2313SP-1R0MN-D | 1.00 | ±30 | 1V/100K | 0.80 | 0.95 | 60 | 54 | 70 | 65 | 3 |
| TMPA2313SP-1R5MN-D | 1.50 | ±20 | 1V/100K | 1.0 | 1.15 | 52 | 48 | 62 | 57 | 3 |
| TMPA2313SP-2R2MN-D | 2.20 | ±20 | 1V/100K | 1.05 | 1.25 | 48 | 43 | 58 | 52 | 3 |
| TMPA2313SP-3R3MN-D | 3.30 | ±20 | 1V/100K | 1.5 | 1.75 | 41 | 37 | 49 | 47 | 3 |
| TMPA2313SP-4R7MN-D | 4.70 | ±20 | 1V/100K | 1.9 | 2.2 | 38 | 34 | 47 | 44 | 3 |
| TMPA2313SP-5R6MN-D | 5.60 | ±20 | 1V/100K | 2.3 | 2.7 | 37 | 33 | 43 | 40 | 3 |
| TMPA2313SP-6R8MN-D | 6.80 | ±20 | 1V/100K | 2.7 | 3.1 | 36 | 32 | 40 | 36 | 3 |
| TMPA2313SP-100MN-D | 10.0 | ±20 | 1V/100K | 3.8 | 4.15 | 28 | 20 | 33 | 30 | 3 |
| TMPA2313SP-150MN-D | 15.0 | ±20 | 1V/100K | 5.1 | 6.12 | 23 | 18 | 26 | 23 | 3 |
| TMPA2313SP-220MN-D | 22.0 | ±20 | 1V/100K | 9.2 | 11 | 15 | 14 | 22 | 18 | 3 |
| TMPA2313SP-330MN-D | 33.0 | ±20 | 1V/100K | 13.5 | 15.4 | 12 | 10.5 | 19 | 16 | 3 |
| TMPA2313SP-470MN-D | 47.0 | ±20 | 1V/100K | 17.3 | 20.8 | 12 | 10 | 17 | 14 | 3 |
| TMPA2313SP-680MN-D | 68.0 | ±20 | 1V/100K | 26.2 | 29.5 | 12 | 9 | 14 | 12 | 3 |
| TMPA2313SP-820MN-D | 82.0 | ±20 | 1V/100K | 31 | 34.2 | 9.0 | 7.7 | 12 | 10 | 3 |
| TMPA2313SP-101MN-D | 100 | ±20 | 1V/100K | 36 | 40 | 9.0 | 7.5 | 11 | 9.5 | 3 |
| TMPA2313SP-151MN-D | 150 | ±20 | 1V/100K | 67 | 80 | 7 | 5.5 | 8 | 7 | 3 |
| TMPA2313SP-331MN-D | 330 | ±20 | 1V/100K | 140 | 160 | 4.0 | 3.5 | 5.0 | 4.5 | 3 |
| TMPA2313SP-471MN-D | 470 | ±20 | 1V/100K | 193 | 232 | 3.5 | 3.0 | 4.5 | 4.0 | 3 |

**1716 inch AxBxC=4.20x4.15,C=1.03(Max.) Unit : mm Operating Temperature:-40~+125℃**

| Part Number | Inductance (uH) | Tolerance (%) | Test Frequency (Hz) | DCR (mΩ) typ. | DCR (mΩ) max. | I sat (A) typ. | I sat (A) max. | I rms (A) typ. | I rms (A) max. | Fig. |
|---|---|---|---|---|---|---|---|---|---|---|
| TMPA404010AF-4R7MN | 4.70 | ±20 | 1V/100K | 120 | 144 | 3.0 | 2.6 | 2.6 | 2.3 | 4 |
| TMPA404010AF-6R8MN | 6.80 | ±20 | 1V/100K | 200 | 240 | 2.3 | 2.0 | 2.0 | 1.8 | 4 |
| TMPA404010AF-100MN | 10.0 | ±30 | 1V/100K | 300 | 320 | 2.0 | 1.7 | 1.6 | 1.4 | 4 |

**2424 inch AxBxC=6.10x6.10,C=1.00(Max.) Unit : mm Operating Temperature:-40~+125℃**

| Part Number | Inductance (uH) | Tolerance (%) | Test Frequency (Hz) | DCR (mΩ) typ. | DCR (mΩ) max. | I sat (A) typ. | I sat (A) max. | I rms (A) typ. | I rms (A) max. | Fig. |
|---|---|---|---|---|---|---|---|---|---|---|
| TMPA606010AF-4R7MN-D | 4.70 | ±20 | 1V/100K | 140.0 | 161.0 | 3.5 | 3.0 | 2.6 | 2.3 | 5 |
| TMPA606010AF-6R8MN-D | 6.80 | ±20 | 1V/100K | 164.0 | 197.0 | 2.5 | 2.2 | 2.1 | 1.9 | 5 |
| TMPA606010AF-100MN-D | 10.0 | ±30 | 1V/100K | 259.0 | 310.0 | 2.1 | 1.9 | 1.7 | 1.5 | 5 |

# TMPC Series



Halogen-free RoHS

■ Dimensions （Unit：mm）

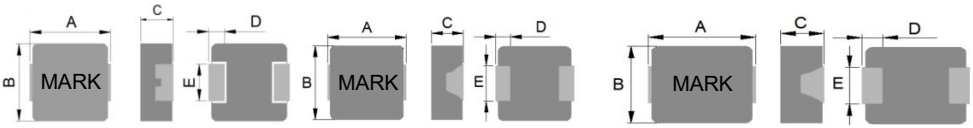


Fig.1 Fig.2 Fig.3

| P/N | A | B | C | D | E | Fig. |
|---|---|---|---|---|---|---|
| TMPC0312H | 3.50±0.20 | 3.20±0.20 | 1.00±0.20 | 0.70±0.20 | 1.20±0.20 | 1 |
| TMPC0315H | 3.50±0.30 | 3.20±0.20 | 1.30±0.20 | 0.70±0.20 | 1.20±0.20 | 1 |
| TMPC0302H | 3.50±0.30 | 3.20±0.20 | 1.80±0.20 | 0.70±0.20 | 1.20±0.20 | 1 |
| | | | | | | |
| TMPC0412HP | 4.45±0.25 | 4.06±0.25 | 1.00±0.20 | 0.76±0.30 | 2.00±0.20 | 1 |
| TMPC0415HP-T02 | 4.45±0.25 | 4.06±0.25 | 1.30±0.20 | 0.76±0.30 | 2.00±0.20 | 1 |
| TMPC0402HP-T02 | 4.45±0.25 | 4.06±0.25 | 1.80±0.20 | 0.76±0.30 | 2.00±0.20 | 1 |
| | | | | | | |
| TMPC0512HP | 5.70±0.30 | 5.20±0.20 | 1.00±0.20 | 1.10±0.30 | 2.50±0.30 | 1 |
| TMPC0515HP-D02 | 5.70±0.30 | 5.20±0.20 | 1.30±0.20 | 1.10±0.30 | 2.50±0.30 | 1 |
| TMPC0518HP | 5.70±0.30 | 5.20±0.20 | 1.60±0.20 | 1.10±0.30 | 2.50±0.30 | 1 |
| TMPC0502HP-D02 | 5.70±0.30 | 5.20±0.20 | 1.80±0.20 | 1.10±0.30 | 2.50±0.30 | 1 |
| TMPC0503HP-D02 | 5.70±0.30 | 5.20±0.20 | 2.80±0.20 | 1.10±0.30 | 2.50±0.30 | 1 |
| TMPC053T | 4.90±0.30 | 4.70±0.20 | 2.80±0.20 | 1.00±0.30 | 1.50±0.30 | 1 |
| | | | | | | |
| TMPC0612H | 7.00±0.30 | 6.60±0.30 | 1.00±0.20 | 1.80±0.30 | 2.50±0.30 | 1 |
| TMPC0615H-D02 | 7.00±0.30 | 6.60±0.30 | 1.30±0.20 | 1.80±0.30 | 3.00±0.30 | 1 |
| TMPC0618H | 7.00±0.30 | 6.60±0.30 | 1.60±0.20 | 1.80±0.30 | 3.00±0.30 | 1 |
| TMPC0602H-D02 | 7.00±0.30 | 6.60±0.30 | 1.80±0.20 | 1.80±0.30 | 3.00±0.30 | 1 |
| TMPC624H | 7.00±0.30 | 6.60±0.30 | 2.20±0.20 | 1.80±0.30 | 3.00±0.30 | 1 |
| TMPC0603H | 7.30±0.30 | 6.60±0.30 | 2.80±0.20 | 1.80±0.30 | 3.00±0.30 | 1 |
| TMPC0604H | 7.30±0.30 | 6.60±0.30 | 3.80±0.20 | 1.80±0.30 | 3.00±0.30 | 1 |
| TMPC0605H | 7.30±0.30 | 6.60±0.30 | 4.80±0.20 | 1.80±0.30 | 3.00±0.30 | 1 |
| | | | | | | |
| TMPC8030HP | 8.80±0.40 | 8.40±0.30 | 2.80±0.20 | 1.60±0.30 | 5.00±0.30 | 1 |
| TMPC8040HP | 8.80±0.40 | 8.40±0.30 | 3.80±0.20 | 1.60±0.30 | 5.00±0.30 | 1 |
| | | | | | | |
| TMPC1002H | 11.0±0.50 | 10.0±0.30 | 1.80±0.20 | 2.30±0.30 | 3.00±0.30 | 1 |
| TMPC1003H | 11.0±0.50 | 10.0±0.30 | 2.80±0.20 | 2.30±0.30 | 3.00±0.30 | 1 or 2 |
| TMPC1004H | 11.0±0.50 | 10.0±0.30 | 3.80±0.20 | 2.30±0.30 | 3.00±0.30 | 1 or 2 |
| TMPC1005H | 11.0±0.50 | 10.0±0.30 | 4.80±0.20 | 2.30±0.30 | 3.00±0.30 | 1 or 2 |
| | | | | | | |
| TMPC1203HP | 13.5±0.50 | 12.5±0.30 | 2.80±0.20 | 2.30±0.30 | 4.70±0.30 | 1 |
| TMPC1235HP | 13.5±0.50 | 12.5±0.30 | 3.30±0.20 | 2.30±0.30 | 4.70±0.30 | 1 |
| TMPC1205HP | 13.5±0.50 | 12.5±0.30 | 4.80±0.20 | 2.30±0.30 | 4.70±0.30 | 1 or 2 |
| TMPC1206HP | 13.5±0.50 | 12.5±0.30 | 5.70±0.30 | 2.30±0.30 | 4.70±0.30 | 1 or 2 |
| TMPC1265HP | 13.5±0.50 | 12.5±0.30 | 6.20±0.30 | 2.30±0.30 | 4.70±0.30 | 1 or 2 |
| TMPC120804H | 13.0±0.50 | 8.00±0.30 | 3.80±0.20 | 2.30±0.30 | 3.00±0.30 | 3 |

# TMPC Series



Halogen-free RoHS

## ■ Specifications

1414 inch AxBxC=3.50x3.20,C=1.20(Max.) Unit : mm Operating Temperature:-40~+125℃

| Part Number | Inductance (uH) | Tolerance (%) | Test Frequency (Hz) | DCR (mΩ) typ. | DCR (mΩ) max. | I sat (A) typ. | I sat (A) max. | I rms (A) typ. | I rms (A) max. | Fig. |
|---|---|---|---|---|---|---|---|---|---|---|
| TMPC0312H-R22MG | 0.22 | ±20 | 1V/100K | 14 | 17 | 10.0 | 9.0 | 6.5 | 6.0 | 1 |
| TMPC0312H-R33MG | 0.33 | ±20 | 1V/100K | 16 | 20 | 9.2 | 8.5 | 6.2 | 5.8 | 1 |
| TMPC0312H-R47MG | 0.47 | ±20 | 1V/100K | 25 | 30 | 7.2 | 6.5 | 5.0 | 4.5 | 1 |
| TMPC0312H-R68MG | 0.68 | ±20 | 1V/100K | 34 | 40 | 6.1 | 5.6 | 4.0 | 3.5 | 1 |
| TMPC0312H-1R0MG | 1.00 | ±20 | 1V/100K | 50 | 60 | 5.5 | 5.0 | 3.3 | 2.9 | 1 |
| TMPC0312H-1R5MG | 1.50 | ±20 | 1V/100K | 71 | 85 | 4.0 | 3.6 | 3.0 | 2.6 | 1 |
| TMPC0312H-2R2MG | 2.20 | ±20 | 1V/100K | 98 | 115 | 3.4 | 3.0 | 2.7 | 2.3 | 1 |
| TMPC0312H-3R3MG | 3.30 | ±20 | 1V/100K | 191 | 210 | 3.1 | 2.8 | 2.0 | 1.7 | 1 |
| TMPC0312H-4R7MG | 4.70 | ±20 | 1V/100K | 266 | 293 | 2.8 | 2.5 | 1.6 | 1.4 | 1 |
| TMPC0312H-6R8MG | 6.80 | ±20 | 1V/100K | 360 | 400 | 2.0 | 1.7 | 1.4 | 1.2 | 1 |
| TMPC0312H-100MG | 10.0 | ±20 | 1V/100K | 498 | 550 | 1.4 | 1.2 | 1.0 | 0.8 | 1 |

1414 inch AxBxC=3.50x3.20,C=1.50(Max.) Unit : mm Operating Temperature:-40~+125℃

| Part Number | Inductance (uH) | Tolerance (%) | Test Frequency (Hz) | DCR (mΩ) typ. | DCR (mΩ) max. | I sat (A) typ. | I sat (A) max. | I rms (A) typ. | I rms (A) max. | Fig. |
|---|---|---|---|---|---|---|---|---|---|---|
| TMPC0315H-R22MG | 0.22 | ±20 | 1V/100K | 14 | 17 | 10.8 | 9.5 | 7.0 | 6.3 | 1 |
| TMPC0315H-R47MG | 0.47 | ±20 | 1V/100K | 23.3 | 28 | 8.0 | 7.0 | 5.5 | 5.0 | 1 |
| TMPC0315H-R68MG | 0.68 | ±20 | 1V/100K | 34 | 42 | 6.5 | 6.0 | 4.5 | 4.0 | 1 |
| TMPC0315H-1R0MG | 1.00 | ±20 | 1V/100K | 41 | 50 | 5.8 | 5.3 | 3.6 | 3.1 | 1 |
| TMPC0315H-1R5MG | 1.50 | ±20 | 1V/100K | 64 | 77 | 4.0 | 3.7 | 3.4 | 3.0 | 1 |
| TMPC0315H-2R2MG | 2.20 | ±20 | 1V/100K | 82 | 98 | 3.8 | 3.3 | 3.2 | 2.8 | 1 |
| TMPC0315H-3R3MG | 3.30 | ±20 | 1V/100K | 170 | 205 | 3.2 | 2.9 | 2.5 | 2.1 | 1 |
| TMPC0315H-4R7MG | 4.70 | ±20 | 1V/100K | 220 | 264 | 2.8 | 2.5 | 1.9 | 1.6 | 1 |
| TMPC0315H-6R8MG | 6.80 | ±20 | 1V/100K | 290 | 348 | 2.0 | 1.8 | 1.5 | 1.3 | 1 |
| TMPC0315H-100MG | 10.0 | ±20 | 1V/100K | 435 | 522 | 1.6 | 1.4 | 1.2 | 0.8 | 1 |

# TMPC Series



Halogen-free RoHS

## ■ Specifications

1414 inch AxBxC=3.50x3.20,C=2.00(Max.) Unit : mm Operating Temperature:-40~+125℃

| Part Number | Inductance (uH) | Tolerance (%) | Test Frequency (Hz) | DCR (mΩ) typ. | DCR (mΩ) max. | I sat (A) typ. | I sat (A) max. | I rms (A) typ. | I rms (A) max. | Fig. |
|---|---|---|---|---|---|---|---|---|---|---|
| TMPC0302H-R10YG | 0.10 | ±30 | 1V/100K | 6.6 | 9.0 | 14 | 12.5 | 10.5 | 9.5 | 1 |
| TMPC0302H-R22YG | 0.22 | ±30 | 1V/100K | 11 | 14 | 11.2 | 10.5 | 9.0 | 8.0 | 1 |
| TMPC0302H-R33MG | 0.33 | ±20 | 1V/100K | 17 | 21 | 10 | 9.0 | 8.0 | 7.0 | 1 |
| TMPC0302H-R47MG | 0.47 | ±20 | 1V/100K | 19.7 | 23 | 9.0 | 8.0 | 7.0 | 6.0 | 1 |
| TMPC0302H-R68MG | 0.68 | ±20 | 1V/100K | 25.5 | 29 | 7.0 | 6.5 | 5.5 | 4.5 | 1 |
| TMPC0302H-R82MG | 0.82 | ±20 | 1V/100K | 27 | 32 | 6.0 | 5.5 | 4.8 | 4.3 | 1 |
| TMPC0302H-1R0MG | 1.00 | ±20 | 1V/100K | 32 | 38 | 5.0 | 4.5 | 4.0 | 3.5 | 1 |
| TMPC0302H-1R5MG | 1.50 | ±20 | 1V/100K | 42 | 50 | 4.0 | 3.5 | 3.8 | 3.1 | 1 |
| TMPC0302H-2R2MG | 2.20 | ±20 | 1V/100K | 65 | 75 | 3.7 | 3.2 | 3.5 | 3.0 | 1 |
| TMPC0302H-3R3MG | 3.30 | ±20 | 1V/100K | 125 | 145 | 3.5 | 3.0 | 3.0 | 2.6 | 1 |
| TMPC0302H-4R7MG | 4.70 | ±20 | 1V/100K | 172 | 200 | 3.0 | 2.6 | 2.6 | 2.2 | 1 |
| TMPC0302H-6R8MG | 6.80 | ±20 | 1V/100K | 260 | 300 | 2.2 | 1.9 | 1.9 | 1.5 | 1 |
| TMPC0302H-100MG | 10.0 | ±20 | 1V/100K | 366 | 422 | 1.6 | 1.4 | 1.4 | 1.1 | 1 |

1818 inch AxBxC=4.45x4.06,C=1.20(Max.) Unit : mm Operating Temperature:-40~+125℃

| Part Number | Inductance (uH) | Tolerance (%) | Test Frequency (Hz) | DCR (mΩ) typ. | DCR (mΩ) max. | I sat (A) typ. | I sat (A) max. | I rms (A) typ. | I rms (A) max. | Fig. |
|---|---|---|---|---|---|---|---|---|---|---|
| TMPC0412HP-R10YG-Z02 | 0.10 | ±30 | 1V/100K | 4.3 | 5.5 | 25.0 | 22.0 | 11.5 | 10.0 | 1 |
| TMPC0412HP-R15YG-Z02 | 0.15 | ±30 | 1V/100K | 5.5 | 6.8 | 21.5 | 19.0 | 10.0 | 9.00 | 1 |
| TMPC0412HP-R22MG-Z02 | 0.22 | ±20 | 1V/100K | 6.6 | 8.0 | 20.0 | 17.0 | 8.50 | 7.50 | 1 |
| TMPC0412HP-R33MG-Z02 | 0.33 | ±20 | 1V/100K | 13.6 | 16 | 11.0 | 9.00 | 7.00 | 6.00 | 1 |
| TMPC0412HP-R47MG-Z02 | 0.47 | ±20 | 1V/100K | 18 | 20 | 6.50 | 5.50 | 6.00 | 5.00 | 1 |
| TMPC0412HP-R68MG-Z02 | 0.68 | ±20 | 1V/100K | 32 | 37 | 6.00 | 5.00 | 5.00 | 4.00 | 1 |
| TMPC0412HP-1R0MG-Z02 | 1.00 | ±20 | 1V/100K | 41 | 47 | 6.00 | 5.00 | 4.00 | 3.50 | 1 |
| TMPC0412HP-1R2MG-Z02 | 1.20 | ±20 | 1V/100K | 48 | 56 | 5.00 | 4.20 | 3.50 | 2.70 | 1 |
| TMPC0412HP-1R5MG-Z02 | 1.50 | ±20 | 1V/100K | 55 | 63.3 | 4.00 | 3.20 | 3.00 | 2.40 | 1 |
| TMPC0412HP-2R2MG-Z02 | 2.20 | ±20 | 1V/100K | 69.2 | 80 | 3.50 | 3.00 | 2.80 | 2.20 | 1 |
| TMPC0412HP-3R3MG-Z02 | 3.30 | ±20 | 1V/100K | 84 | 97 | 3.00 | 2.70 | 2.30 | 2.00 | 1 |
| TMPC0412HP-4R7MG-Z02 | 4.70 | ±20 | 1V/100K | 128 | 145 | 2.50 | 2.30 | 2.00 | 1.70 | 1 |
| TMPC0412HP-5R6MG-Z02 | 5.60 | ±20 | 1V/100K | 180 | 208 | 2.30 | 2.00 | 1.70 | 1.50 | 1 |
| TMPC0412HP-6R8MG-Z02 | 6.80 | ±20 | 1V/100K | 300 | 360 | 1.70 | 1.50 | 1.50 | 1.30 | 1 |
| TMPC0412HP-8R2MG-Z02 | 8.20 | ±20 | 1V/100K | 313 | 376 | 1.60 | 1.40 | 1.40 | 1.10 | 1 |
| TMPC0412HP-100MG-Z02 | 10.0 | ±20 | 1V/100K | 410 | 463 | 1.40 | 1.20 | 1.30 | 1.00 | 1 |

# TMPC Series



Halogen-free RoHS

## ■ Specifications

| 1818 inch AxBxC=4.45x4.06,C=1.50(Max.) Unit : mm | | | | | | | | | | Operating Temperature:-40~+125℃ |
|---|---|---|---|---|---|---|---|---|---|---|
| Part Number | Inductance (uH) | Tolerance (%) | Test Frequency (Hz) | DCR (mΩ) typ. | DCR (mΩ) max. | I sat (A) typ. | I sat (A) max. | I rms (A) typ. | I rms (A) max. | Fig. |
| TMPC0415HP-R47MG-T02 | 0.47 | ±20 | 1V/100K | 11 | 13.2 | 11 | 10 | 9.3 | 8.3 | 1 |
| TMPC0415HP-R68MG-T02 | 0.68 | ±20 | 1V/100K | 14 | 16.1 | 9.6 | 8.6 | 8.0 | 7.0 | 1 |
| TMPC0415HP-1R0MG-T02 | 1.00 | ±20 | 1V/100K | 20.3 | 23.3 | 8.4 | 7.4 | 6.1 | 5.1 | 1 |
| TMPC0415HP-1R5MG-T02 | 1.50 | ±20 | 1V/100K | 30 | 34.5 | 7.0 | 6.0 | 5.4 | 4.4 | 1 |
| TMPC0415HP-2R2MG-T02 | 2.20 | ±20 | 1V/100K | 41.3 | 48 | 5.7 | 4.9 | 4.5 | 4.0 | 1 |
| TMPC0415HP-3R3MG-T02 | 3.30 | ±20 | 1V/100K | 70.8 | 82.5 | 4.6 | 4.1 | 3.2 | 2.7 | 1 |
| TMPC0415HP-4R7MG-T02 | 4.70 | ±20 | 1V/100K | 85 | 100 | 3.4 | 3 | 2.8 | 2.4 | 1 |
| TMPC0415HP-6R8MG-T02 | 6.80 | ±20 | 1V/100K | 115 | 135 | 2.6 | 2.3 | 2.5 | 2.2 | 1 |
| TMPC0415HP-100MG-T02 | 10.0 | ±20 | 1V/100K | 228 | 264 | 2.2 | 2.0 | 1.9 | 1.7 | 1 |

| 1818 inch AxBxC=4.45x4.06,C=2.00(Max.) Unit : mm | | | | | | | | | | Operating Temperature:-40~+125℃ |
|---|---|---|---|---|---|---|---|---|---|---|
| Part Number | Inductance (uH) | Tolerance (%) | Test Frequency (Hz) | DCR (mΩ) typ. | DCR (mΩ) max. | I sat (A) typ. | I sat (A) max. | I rms (A) typ. | I rms (A) max. | Fig. |
| TMPC0402HP-R47MG-T02 | 0.47 | ±20 | 1V/100K | 8.0 | 8.6 | 16.0 | 14.0 | 11.0 | 10.5 | 1 |
| TMPC0402HP-R68MG-T02 | 0.68 | ±20 | 1V/100K | 11 | 12.7 | 11.0 | 9.5 | 9.5 | 8.5 | 1 |
| TMPC0402HP-1R0MG-T02 | 1.0 | ±20 | 1V/100K | 15.5 | 18.5 | 10.6 | 9.0 | 7.7 | 7.2 | 1 |
| TMPC0402HP-1R5MG-T02 | 1.5 | ±20 | 1V/100K | 25 | 28.8 | 9.0 | 8.0 | 6.5 | 6.0 | 1 |
| TMPC0402HP-2R2MG-T02 | 2.2 | ±20 | 1V/100K | 33 | 37.9 | 8.5 | 8.0 | 5.8 | 5.1 | 1 |
| TMPC0402HP-3R3MG-T02 | 3.3 | ±20 | 1V/100K | 60 | 69 | 6.0 | 5.4 | 4.5 | 4.0 | 1 |
| TMPC0402HP-4R7MG-T02 | 4.7 | ±20 | 1V/100K | 72 | 83.5 | 4.6 | 4.0 | 4.0 | 3.5 | 1 |
| TMPC0402HP-6R8MG-T02 | 6.8 | ±20 | 1V/100K | 106 | 117 | 3.8 | 3.4 | 3.2 | 2.9 | 1 |
| TMPC0402HP-100MG-T02 | 10.0 | ±20 | 1V/100K | 170 | 199 | 3.0 | 2.6 | 2.6 | 2.3 | 1 |

# TMPC Series



Halogen-free RoHS

## ■ Specifications

| 2323 inch AxBxC=5.70x5.20,C=1.20(Max.) Unit : mm | | | | | | | | | | Operating Temperature:-40~+125℃ |
|---|---|---|---|---|---|---|---|---|---|---|
| Part Number | Inductance (uH) | Tolerance (%) | Test Frequency (Hz) | DCR (mΩ) typ. | DCR (mΩ) max. | I sat (A) typ. | I sat (A) max. | I rms (A) typ. | I rms (A) max. | Fig. |
| TMPC0512HP-R10YG-D | 0.10 | ±30 | 1V/100K | 4.3 | 5.2 | 14.5 | 14.0 | 14 | 13 | 1 |
| TMPC0512HP-R22MG-D | 0.22 | ±20 | 1V/100K | 5.5 | 6.7 | 14.0 | 13.5 | 10.7 | 10 | 1 |
| TMPC0512HP-R33MG-D | 0.33 | ±20 | 1V/100K | 7.8 | 9.4 | 13.5 | 13.0 | 8.5 | 8.0 | 1 |
| TMPC0512HP-R47MG-D | 0.47 | ±20 | 1V/100K | 13.6 | 15.8 | 11 | 10.5 | 7.0 | 6.5 | 1 |
| TMPC0512HP-R68MG-D | 0.68 | ±20 | 1V/100K | 21.5 | 24.5 | 9.0 | 8.5 | 6.0 | 5.5 | 1 |
| TMPC0512HP-1R0MG-D | 1.00 | ±20 | 1V/100K | 26 | 30 | 6.0 | 5.5 | 5.0 | 4.5 | 1 |
| TMPC0512HP-1R5MG-D | 1.50 | ±20 | 1V/100K | 38 | 44 | 5.0 | 4.5 | 4.0 | 3.5 | 1 |
| TMPC0512HP-2R2MG-D | 2.20 | ±20 | 1V/100K | 65 | 75 | 4.0 | 3.6 | 3.5 | 3.0 | 1 |
| TMPC0512HP-3R3MG-D | 3.30 | ±20 | 1V/100K | 75 | 86 | 3.8 | 3.4 | 3.0 | 2.6 | 1 |
| TMPC0512HP-4R7MG-D | 4.70 | ±20 | 1V/100K | 100 | 115 | 3.2 | 3.1 | 2.5 | 2.2 | 1 |
| TMPC0512HP-6R8MG-D | 6.80 | ±20 | 1V/100K | 193 | 222 | 3.0 | 2.6 | 2.0 | 1.6 | 1 |
| TMPC0512HP-100MG-D | 10.0 | ±20 | 1V/100K | 335 | 385 | 1.8 | 1.6 | 1.5 | 1.4 | 1 |
| TMPC0512HP-150MG-D | 15.0 | ±20 | 1V/100K | 410 | 470 | 1.6 | 1.4 | 1.3 | 1.2 | 1 |

| 2323 inch AxBxC=5.70x5.20,C=1.50(Max.) Unit : mm | | | | | | | | | | Operating Temperature:-40~+125℃ |
|---|---|---|---|---|---|---|---|---|---|---|
| Part Number | Inductance (uH) | Tolerance (%) | Test Frequency (Hz) | DCR (mΩ) typ. | DCR (mΩ) max. | I sat (A) typ. | I sat (A) max. | I rms (A) typ. | I rms (A) max. | Fig. |
| TMPC0515HP-R47MG-D02 | 0.47 | ±20 | 1V/100K | 9.4 | 11.2 | 16.0 | 14.5 | 9.5 | 8.2 | 1 |
| TMPC0515HP-R68MG-D02 | 0.68 | ±20 | 1V/100K | 12.2 | 14.5 | 14.0 | 12.5 | 8.1 | 7.0 | 1 |
| TMPC0515HP-1R0MG-D02 | 1.00 | ±20 | 1V/100K | 18.5 | 21.5 | 8.0 | 7.0 | 7.0 | 6.0 | 1 |
| TMPC0515HP-1R5MG-D02 | 1.50 | ±20 | 1V/100K | 22.5 | 25.9 | 7.0 | 6.0 | 6.0 | 5.0 | 1 |
| TMPC0515HP-2R2MG-D02 | 2.20 | ±20 | 1V/100K | 32.6 | 38.2 | 5.5 | 4.7 | 5.3 | 4.6 | 1 |
| TMPC0515HP-3R3MG-D02 | 3.30 | ±20 | 1V/100K | 54 | 63.6 | 4.7 | 4.0 | 4.3 | 3.7 | 1 |
| TMPC0515HP-4R7MG-D02 | 4.70 | ±20 | 1V/100K | 65 | 78 | 4.0 | 3.5 | 3.7 | 3.2 | 1 |
| TMPC0515HP-6R8MG-D02 | 6.80 | ±20 | 1V/100K | 100 | 120 | 3.2 | 2.7 | 2.8 | 2.4 | 1 |
| TMPC0515HP-100MG-D02 | 10.0 | ±20 | 1V/100K | 140 | 164 | 2.5 | 2.2 | 2.4 | 2.1 | 1 |

# TMPC Series



Halogen-free RoHS

## ■ Specifications

2323 inch AxBxC=5.70x5.20,C=1.80(Max.) Unit : mm Operating Temperature:-40~+125℃

| Part Number | Inductance (uH) | Tolerance (%) | Test Frequency (Hz) | DCR (mΩ) typ. | DCR (mΩ) max. | I sat (A) typ. | I sat (A) max. | I rms (A) typ. | I rms (A) max. | Fig. |
|---|---|---|---|---|---|---|---|---|---|---|
| TMPC0518HP-R33MG-D | 0.33 | ±20 | 1V/100K | 7.5 | 8.6 | 15.0 | 14.0 | 11.0 | 10.0 | 1 |
| TMPC0518HP-R47MG-D | 0.47 | ±20 | 1V/100K | 9.8 | 11.3 | 14.0 | 13.0 | 10.0 | 9.0 | 1 |
| TMPC0518HP-R68MG-D | 0.68 | ±20 | 1V/100K | 12.4 | 14.3 | 13.0 | 11.5 | 9.0 | 8.0 | 1 |
| TMPC0518HP-1R0MG-D | 1.0 | ±20 | 1V/100K | 18.2 | 21 | 10.0 | 9.0 | 6.8 | 6.0 | 1 |
| TMPC0518HP-1R5MG-D | 1.5 | ±20 | 1V/100K | 26 | 30 | 9.0 | 8.0 | 6.0 | 5.0 | 1 |
| TMPC0518HP-2R2MG-D | 2.2 | ±20 | 1V/100K | 42 | 48.3 | 7.5 | 6.5 | 4.5 | 3.7 | 1 |
| TMPC0518HP-3R3MG-D | 3.3 | ±20 | 1V/100K | 60 | 69 | 5.0 | 4.5 | 3.5 | 3.0 | 1 |
| TMPC0518HP-4R7MG-D | 4.7 | ±20 | 1V/100K | 85 | 98 | 4.5 | 4.0 | 3.0 | 2.6 | 1 |
| TMPC0518HP-6R8MG-D | 6.8 | ±20 | 1V/100K | 118 | 137 | 3.5 | 3.2 | 2.4 | 2.0 | 1 |
| TMPC0518HP-100MG-D | 10.0 | ±20 | 1V/100K | 165 | 190 | 2.8 | 2.5 | 2.3 | 1.9 | 1 |
| TMPC0518HP-150MG-D | 15.0 | ±20 | 1V/100K | 275 | 318 | 2.3 | 2.0 | 1.7 | 1.4 | 1 |

2323 inch AxBxC=5.70x5.20,C=2.00(Max.) Unit : mm Operating Temperature:-40~+125℃

| Part Number | Inductance (uH) | Tolerance (%) | Test Frequency (Hz) | DCR (mΩ) typ. | DCR (mΩ) max. | I sat (A) typ. | I sat (A) max. | I rms (A) typ. | I rms (A) max. | Fig. |
|---|---|---|---|---|---|---|---|---|---|---|
| TMPC0502HP-R47MG-D02 | 0.47 | ±20 | 1V/100K | 5.9 | 7.2 | 20 | 18 | 12.5 | 11 | 1 |
| TMPC0502HP-R68MG-D02 | 0.68 | ±20 | 1V/100K | 8.9 | 10.7 | 18 | 16 | 10.7 | 9.5 | 1 |
| TMPC0502HP-1R0MG-D02 | 1.00 | ±20 | 1V/100K | 11.8 | 14.2 | 15.5 | 14 | 8.5 | 7.5 | 1 |
| TMPC0502HP-1R5MG-D02 | 1.50 | ±20 | 1V/100K | 16.8 | 19.7 | 10.3 | 9.3 | 7.2 | 6.2 | 1 |
| TMPC0502HP-2R2MG-D02 | 2.20 | ±20 | 1V/100K | 25.3 | 29.2 | 8.8 | 7.8 | 6.2 | 5.2 | 1 |
| TMPC0502HP-3R3MG-D02 | 3.30 | ±20 | 1V/100K | 34.5 | 40.5 | 6.1 | 5.6 | 4.8 | 4.3 | 1 |
| TMPC0502HP-4R7MG-D02 | 4.70 | ±20 | 1V/100K | 43.5 | 50 | 4.7 | 4.2 | 4.4 | 3.9 | 1 |
| TMPC0502HP-6R8MG-D02 | 6.80 | ±20 | 1V/100K | 65 | 75 | 3.8 | 3.4 | 3.7 | 3.3 | 1 |
| TMPC0502HP-100MG-D02 | 10.0 | ±20 | 1V/100K | 110 | 132 | 3.5 | 3.2 | 2.7 | 2.4 | 1 |

# TMPC Series



Halogen-free RoHS

## ■ Specifications

**2323 inch AxBxC=5.70x5.20,C=3.00(Max.) Unit : mm Operating Temperature:-40~+125℃**

| Part Number | Inductance (uH) | Tolerance (%) | Test Frequency (Hz) | DCR (mΩ) typ. | DCR (mΩ) max. | I sat (A) typ. | I sat (A) max. | I rms (A) typ. | I rms (A) max. | Fig. |
|---|---|---|---|---|---|---|---|---|---|---|
| TMPC0503HP-R10YG-D02 | 0.10 | ±30 | 1V/100K | 2.20 | 2.60 | 40.0 | 35.0 | 24.0 | 21.0 | 1 |
| TMPC0503HP-R22MG-D02 | 0.22 | ±20 | 1V/100K | 3.20 | 3.80 | 32.0 | 28.0 | 19.0 | 17.0 | 1 |
| TMPC0503HP-R33MG-D02 | 0.33 | ±20 | 1V/100K | 4.30 | 5.00 | 20.0 | 18.0 | 15.0 | 13.0 | 1 |
| TMPC0503HP-R47MG-D02 | 0.47 | ±20 | 1V/100K | 6.30 | 7.10 | 18.0 | 16.0 | 13.0 | 11.0 | 1 |
| TMPC0503HP-R68MG-D02 | 0.68 | ±20 | 1V/100K | 8.0 | 9.0 | 15.5 | 14.0 | 11.0 | 9.0 | 1 |
| TMPC0503HP-1R0MG-D02 | 1.00 | ±20 | 1V/100K | 11.0 | 12.7 | 13.0 | 11.0 | 9.0 | 8.0 | 1 |
| TMPC0503HP-1R5MG-D02 | 1.50 | ±20 | 1V/100K | 14.4 | 16.6 | 11.5 | 10.0 | 8.0 | 7.0 | 1 |
| TMPC0503HP-2R2MG-D02 | 2.20 | ±20 | 1V/100K | 26.0 | 29.2 | 11.0 | 9.5 | 7.0 | 6.0 | 1 |
| TMPC0503HP-3R3MG-D02 | 3.30 | ±20 | 1V/100K | 33.0 | 38.0 | 9.0 | 8.0 | 6.0 | 5.0 | 1 |
| TMPC0503HP-4R7MG-D02 | 4.70 | ±20 | 1V/100K | 48.0 | 53.0 | 8.0 | 6.5 | 5.5 | 4.5 | 1 |
| TMPC0503HP-6R8MG-D02 | 6.80 | ±20 | 1V/100K | 68.0 | 76.2 | 6.0 | 4.5 | 4.2 | 3.6 | 1 |
| TMPC0503HP-100MG-D02 | 10.0 | ±20 | 1V/100K | 104.0 | 120.0 | 4.0 | 3.2 | 3.5 | 2.7 | 1 |
| TMPC0503HP-150MG-D02 | 15.0 | ±20 | 1V/100K | 165.0 | 190.0 | 3.2 | 2.7 | 2.7 | 2.3 | 1 |
| TMPC0503HP-220MG-D02 | 22.0 | ±20 | 1V/100K | 217.0 | 250.0 | 2.7 | 2.3 | 2.2 | 1.9 | 1 |

**1919 inch AxBxC=4.90x4.70,C=3.00(Max.) Unit : mm Operating Temperature:-40~+125℃**

| Part Number | Inductance (uH) | Tolerance (%) | Test Frequency (Hz) | DCR (mΩ) typ. | DCR (mΩ) max. | I sat (A) typ. | I sat (A) max. | I rms (A) typ. | I rms (A) max. | Fig. |
|---|---|---|---|---|---|---|---|---|---|---|
| TMPC053T-R10MG-V01 | 0.10 | ±20 | 1V/100K | 2.0 | 2.5 | 34.0 | - | 20.0 | - | 1 |
| TMPC053T-R22MG-V01 | 0.22 | ±20 | 1V/100K | 3.5 | 3.9 | 20.0 | - | 14.0 | - | 1 |
| TMPC053T-R33MG-V01 | 0.33 | ±20 | 1V/100K | 4.7 | 5.4 | 19.0 | - | 13.0 | - | 1 |
| TMPC053T-R47MG-V01 | 0.47 | ±20 | 1V/100K | 7.1 | 8.1 | 16.0 | - | 10.0 | - | 1 |
| TMPC053T-R68MG-V01 | 0.68 | ±20 | 1V/100K | 8.1 | 9.0 | 14.0 | - | 8.5 | - | 1 |
| TMPC053T-1R0MG-V01 | 1.00 | ±20 | 1V/100K | 12.5 | 14.0 | 11.0 | - | 7.0 | - | 1 |
| TMPC053T-1R5MG-V01 | 1.50 | ±20 | 1V/100K | 17.0 | 22.0 | 10.0 | - | 6.0 | - | 1 |
| TMPC053T-2R2MG-V01 | 2.20 | ±20 | 1V/100K | 24.0 | 27.0 | 9.0 | - | 5.5 | - | 1 |
| TMPC053T-3R3MG-V01 | 3.30 | ±20 | 1V/100K | 32.0 | 38.0 | 7.0 | - | 5.0 | - | 1 |
| TMPC053T-4R7MG-V01 | 4.70 | ±20 | 1V/100K | 50.0 | 60.0 | 5.0 | - | 4.5 | - | 1 |
| TMPC053T-6R8MG-V01 | 6.80 | ±20 | 1V/100K | 90.0 | 103.5 | 4.7 | - | 3.5 | - | 1 |
| TMPC053T-100MG-V01 | 10.0 | ±20 | 1V/100K | 104.0 | 125.0 | 3.7 | - | 3.3 | - | 1 |

# TMPC Series



Halogen-free RoHS

## ■ Specifications

2828 inch AxBxC=7.00x6.60,C=1.20(Max.) Unit : mm Operating Temperature:-40~+125℃

| Part Number | Inductance (uH) | Tolerance (%) | Test Frequency (Hz) | DCR (mΩ) typ. | DCR (mΩ) max. | I sat (A) typ. | I sat (A) max. | I rms (A) typ. | I rms (A) max. | Fig. |
|---|---|---|---|---|---|---|---|---|---|---|
| TMPC0612H-R10YG-D | 0.10 | ±30 | 1V/100K | 3.3 | 4.0 | 30 | 28 | 16 | 14 | 1 |
| TMPC0612H-R22YG-D | 0.22 | ±30 | 1V/100K | 6.5 | 7.5 | 19 | 17 | 11 | 10 | 1 |
| TMPC0612H-R33MG-D | 0.33 | ±20 | 1V/100K | 9.0 | 10 | 16 | 14 | 9.5 | 9.0 | 1 |
| TMPC0612H-R47MG-D | 0.47 | ±20 | 1V/100K | 13 | 17 | 12 | 11 | 8.5 | 8.0 | 1 |
| TMPC0612H-R68MG-D | 0.68 | ±20 | 1V/100K | 17 | 19 | 9 | 8.5 | 7 | 6.0 | 1 |
| TMPC0612H-1R0MG-D | 1.00 | ±20 | 1V/100K | 27 | 30 | 7 | 6.5 | 6 | 5.0 | 1 |
| TMPC0612H-1R5MG-D | 1.50 | ±20 | 1V/100K | 35 | 40 | 6.5 | 5.5 | 4.5 | 4.0 | 1 |
| TMPC0612H-2R2MG-D | 2.20 | ±20 | 1V/100K | 53 | 61 | 5.0 | 4.5 | 4.0 | 3.5 | 1 |
| TMPC0612H-3R3MG-D | 3.30 | ±20 | 1V/100K | 90 | 103 | 4.0 | 3.6 | 3.2 | 2.8 | 1 |
| TMPC0612H-4R7MG-D | 4.70 | ±20 | 1V/100K | 130 | 150 | 3.8 | 3.2 | 2.5 | 2.3 | 1 |
| TMPC0612H-6R8MG-D | 6.80 | ±20 | 1V/100K | 172 | 198 | 3.0 | 2.7 | 2.1 | 1.9 | 1 |
| TMPC0612H-100MG-D | 10.0 | ±20 | 1V/100K | 280 | 290 | 2.5 | 2.3 | 1.8 | 1.6 | 1 |
| TMPC0612H-220MG-D | 22.0 | ±20 | 1V/100K | 540 | 600 | 1.7 | 1.6 | 1.2 | 1.0 | 1 |

2828 inch AxBxC=7.00x6.60,C=1.50(Max.) Unit : mm Operating Temperature:-40~+125℃

| Part Number | Inductance (uH) | Tolerance (%) | Test Frequency (Hz) | DCR (mΩ) typ. | DCR (mΩ) max. | I sat (A) typ. | I sat (A) max. | I rms (A) typ. | I rms (A) max. | Fig. |
|---|---|---|---|---|---|---|---|---|---|---|
| TMPC0615H-R47MG-D02 | 0.47 | ±20 | 1V/100K | 7.2 | 8.2 | 24.0 | 21 | 12.5 | 10.5 | 1 |
| TMPC0615H-R68MG-D02 | 0.68 | ±20 | 1V/100K | 12.2 | 14.0 | 19.0 | 17 | 9.0 | 8.0 | 1 |
| TMPC0615H-1R0MG-D02 | 1.0 | ±20 | 1V/100K | 16.5 | 18.9 | 15.5 | 14.5 | 8.0 | 7.0 | 1 |
| TMPC0615H-1R5MG-D02 | 1.5 | ±20 | 1V/100K | 26.0 | 30.0 | 13.5 | 11.5 | 6.5 | 5.5 | 1 |
| TMPC0615H-2R2MG-D02 | 2.2 | ±20 | 1V/100K | 37.0 | 42.5 | 10.0 | 9.0 | 5.5 | 4.5 | 1 |
| TMPC0615H-3R3MG-D02 | 3.3 | ±20 | 1V/100K | 41.0 | 47.2 | 6.0 | 5.3 | 4.8 | 4.0 | 1 |
| TMPC0615H-4R7MG-D02 | 4.7 | ±20 | 1V/100K | 57.0 | 65.6 | 4.3 | 3.8 | 4.0 | 3.5 | 1 |
| TMPC0615H-6R8MG-D02 | 6.8 | ±20 | 1V/100K | 75.0 | 87.0 | 4.0 | 3.6 | 3.6 | 3.1 | 1 |
| TMPC0615H-100MG-D02 | 10.0 | ±20 | 1V/100K | 108.0 | 125 | 3.2 | 2.7 | 3.0 | 2.6 | 1 |

# TMPC Series



Halogen-free RoHS

## ■ Specifications

| 2828 inch AxBxC=7.00x6.60,C=1.80(Max.) Unit : mm | | | | | | | | | | Operating Temperature:-40~+125℃ |
|---|---|---|---|---|---|---|---|---|---|---|
| Part Number | Inductance (uH) | Tolerance (%) | Test Frequency (Hz) | DCR (mΩ) typ. | DCR (mΩ) max. | I sat (A) typ. | I sat (A) max. | I rms (A) typ. | I rms (A) max. | Fig. |
| TMPC0618H-R10YG-D | 0.10 | ±30 | 1V/100K | 2.1 | 2.5 | 45.0 | 40 | 18.0 | 16.0 | 1 |
| TMPC0618H-R22MG-D | 0.22 | ±20 | 1V/100K | 2.5 | 3 | 26.0 | 24 | 16.0 | 14.0 | 1 |
| TMPC0618H-R33MG-D | 0.33 | ±20 | 1V/100K | 4.8 | 5.8 | 22.0 | 19 | 14.0 | 12.0 | 1 |
| TMPC0618H-R47MG-D | 0.47 | ±20 | 1V/100K | 6.4 | 7.4 | 18.0 | 16 | 12.0 | 10.0 | 1 |
| TMPC0618H-R68MG-D | 0.68 | ±20 | 1V/100K | 9.5 | 11.0 | 17.0 | 15 | 10.0 | 9.0 | 1 |
| TMPC0618H-1R0MG-D | 1.00 | ±20 | 1V/100K | 14.5 | 17.0 | 14.0 | 12 | 7.0 | 6.5 | 1 |
| TMPC0618H-1R5MG-D | 1.50 | ±20 | 1V/100K | 21 | 25.2 | 13.0 | 11.0 | 6.0 | 5.5 | 1 |
| TMPC0618H-2R2MG-D | 2.20 | ±20 | 1V/100K | 31 | 35 | 11.0 | 10.0 | 6.0 | 5.5 | 1 |
| TMPC0618H-3R3MG-D | 3.30 | ±20 | 1V/100K | 40 | 46 | 9.0 | 8.0 | 5.0 | 4.5 | 1 |
| TMPC0618H-4R7MG-D | 4.70 | ±20 | 1V/100K | 68 | 76 | 7.0 | 6.0 | 4.0 | 3.6 | 1 |
| TMPC0618H-6R8MG-D | 6.80 | ±20 | 1V/100K | 93 | 104 | 5.5 | 4.5 | 3.0 | 2.6 | 1 |
| TMPC0618H-100MG-D | 10.0 | ±20 | 1V/100K | 143 | 160 | 3.5 | 3.1 | 2.3 | 2.0 | 1 |
| TMPC0618H-150MG-D | 15.0 | ±20 | 1V/100K | 240 | 280 | 3.0 | 2.7 | 2.0 | 1.7 | 1 |
| TMPC0618H-220MG-D | 22.0 | ±20 | 1V/100K | 300 | 360 | 2.5 | 2.1 | 1.8 | 1.5 | 1 |
| TMPC0618H-330MG-D | 33.0 | ±20 | 1V/100K | 550 | 650 | 2.1 | 1.8 | 1.3 | 1.1 | 1 |

| 2828 inch AxBxC=7.00x6.60,C=2.00(Max.) Unit : mm | | | | | | | | | | Operating Temperature:-40~+125℃ |
|---|---|---|---|---|---|---|---|---|---|---|
| Part Number | Inductance (uH) | Tolerance (%) | Test Frequency (Hz) | DCR (mΩ) typ. | DCR (mΩ) max. | I sat (A) typ. | I sat (A) max. | I rms (A) typ. | I rms (A) max. | Fig. |
| TMPC0602H-R47MG-D02 | 0.47 | ±20 | 1V/100K | 4.9 | 5.5 | 25.0 | 22.0 | 15.5 | 13.5 | 1 |
| TMPC0602H-R68MG-D02 | 0.68 | ±20 | 1V/100K | 6.0 | 6.9 | 21.0 | 18.0 | 13.5 | 11.5 | 1 |
| TMPC0602H-1R0MG-D02 | 1.0 | ±20 | 1V/100K | 9.2 | 10.6 | 16.5 | 15.0 | 11.5 | 9.5 | 1 |
| TMPC0602H-1R5MG-D02 | 1.5 | ±20 | 1V/100K | 13.9 | 16 | 14.5 | 13.5 | 9.5 | 8.5 | 1 |
| TMPC0602H-2R2MG-D02 | 2.2 | ±20 | 1V/100K | 16.2 | 18.6 | 9.0 | 8.0 | 8.8 | 7.8 | 1 |
| TMPC0602H-3R3MG-D02 | 3.3 | ±20 | 1V/100K | 27.5 | 31.6 | 7.3 | 6.6 | 6.8 | 5.8 | 1 |
| TMPC0602H-4R7MG-D02 | 4.7 | ±20 | 1V/100K | 36 | 41.4 | 6.0 | 5.3 | 5.7 | 4.8 | 1 |
| TMPC0602H-6R8MG-D02 | 6.8 | ±20 | 1V/100K | 56 | 64.4 | 5.8 | 5.0 | 4.5 | 4.0 | 1 |
| TMPC0602H-100MG-D02 | 10.0 | ±20 | 1V/100K | 80 | 94 | 4.3 | 3.8 | 3.8 | 3.3 | 1 |

# TMPC Series



Halogen-free RoHS

## ■ Specifications

2828 inch AxBxC=7.00x6.60,C=2.40(Max.) Unit : mm Operating Temperature:-40~+125℃

| Part Number | Inductance (uH) | Tolerance (%) | Test Frequency (Hz) | DCR (mΩ) typ. | DCR (mΩ) max. | I sat (A) typ. | I sat (A) max. | I rms (A) typ. | I rms (A) max. | Fig. |
|---|---|---|---|---|---|---|---|---|---|---|
| TMPC0624H-R10YG-D | 0.10 | ±30 | 1V/100K | 1.4 | 1.7 | 70 | 65 | 30 | 26 | 1 |
| TMPC0624H-R22MG-D | 0.22 | ±20 | 1V/100K | 2.0 | 3.2 | 34 | 30 | 21 | 19 | 1 |
| TMPC0624H-R33MG-D | 0.33 | ±20 | 1V/100K | 3.6 | 4.4 | 30 | 27 | 18 | 17 | 1 |
| TMPC0624H-R47MG-D | 0.47 | ±20 | 1V/100K | 4.8 | 5.1 | 26 | 22 | 15 | 14 | 1 |
| TMPC0624H-R68MG-D | 0.68 | ±20 | 1V/100K | 6.4 | 7.2 | 21 | 18 | 13 | 12 | 1 |
| TMPC0624H-1R0MG-D | 1.00 | ±20 | 1V/100K | 10.5 | 13.5 | 16 | 14 | 11 | 10 | 1 |
| TMPC0624H-1R5MG-D | 1.50 | ±20 | 1V/100K | 17 | 20 | 15 | 13 | 9 | 8 | 1 |
| TMPC0624H-2R2MG-D | 2.20 | ±20 | 1V/100K | 23 | 28 | 14 | 11 | 7 | 6 | 1 |
| TMPC0624H-3R3MG-D | 3.30 | ±20 | 1V/100K | 34 | 39 | 10 | 9 | 6 | 5 | 1 |
| TMPC0624H-4R7MG-D | 4.70 | ±20 | 1V/100K | 41 | 50 | 9 | 7 | 5.5 | 4.8 | 1 |
| TMPC0624H-6R8MG-D | 6.80 | ±20 | 1V/100K | 65 | 72 | 7 | 6.0 | 4 | 3.6 | 1 |
| TMPC0624H-100MG-D | 10.0 | ±20 | 1V/100K | 92 | 101 | 5.0 | 4.7 | 3.2 | 2.9 | 1 |
| TMPC0624H-150MG-D | 15.0 | ±20 | 1V/100K | 150 | 180 | 3.5 | 3.1 | 2.5 | 2.1 | 1 |
| TMPC0624H-220MG-D | 22.0 | ±20 | 1V/100K | 185 | 215 | 3.0 | 2.7 | 1.8 | 1.4 | 1 |

2828 inch AxBxC=7.30x6.60,C=3.00(Max.) Unit : mm Operating Temperature:-40~+125℃

| Part Number | Inductance (uH) | Tolerance (%) | Test Frequency (Hz) | DCR (mΩ) typ. | DCR (mΩ) max. | I sat (A) typ. | I sat (A) max. | I rms (A) typ. | I rms (A) max. | Fig. |
|---|---|---|---|---|---|---|---|---|---|---|
| TMPC0603H-R10YG-D | 0.10 | ±30 | 1V/100K | 1.2 | 1.7 | 60.0 | 55.0 | 32.5 | 28.0 | 1 |
| TMPC0603H-R22YG-D | 0.22 | ±30 | 1V/100K | 2.1 | 2.8 | 40.0 | 36.0 | 23.0 | 20.0 | 1 |
| TMPC0603H-R33MG-D | 0.33 | ±20 | 1V/100K | 3.5 | 3.9 | 32.0 | 28.0 | 20.0 | 17.0 | 1 |
| TMPC0603H-R47MG-D | 0.47 | ±20 | 1V/100K | 4.0 | 4.2 | 26.0 | 23.0 | 17.5 | 16.0 | 1 |
| TMPC0603H-R68MG-D | 0.68 | ±20 | 1V/100K | 4.8 | 5.5 | 25.0 | 22.0 | 15.5 | 14.0 | 1 |
| TMPC0603H-1R0MG-D | 1.00 | ±20 | 1V/100K | 8.3 | 10 | 22.0 | 19.0 | 11.0 | 10.0 | 1 |
| TMPC0603H-1R5MG-D | 1.50 | ±20 | 1V/100K | 13 | 15 | 18.0 | 17.0 | 9.00 | 8.00 | 1 |
| TMPC0603H-2R2MG-D | 2.20 | ±20 | 1V/100K | 18 | 20 | 14.0 | 12.0 | 8.00 | 7.00 | 1 |
| TMPC0603H-3R3MG-D | 3.30 | ±20 | 1V/100K | 28 | 30 | 13.5 | 11.5 | 6.00 | 5.30 | 1 |
| TMPC0603H-4R7MG-D | 4.70 | ±20 | 1V/100K | 37 | 40 | 10.0 | 8.50 | 5.50 | 4.90 | 1 |
| TMPC0603H-6R8MG-D | 6.80 | ±20 | 1V/100K | 54 | 60 | 8.00 | 7.00 | 4.50 | 4.00 | 1 |
| TMPC0603H-100MG-D | 10.0 | ±20 | 1V/100K | 75 | 85 | 6.00 | 5.00 | 3.50 | 3.10 | 1 |
| TMPC0603H-150MG-D | 15.0 | ±20 | 1V/100K | 107 | 123 | 4.00 | 3.20 | 3.00 | 2.70 | 1 |
| TMPC0603H-220MG-D | 22.0 | ±20 | 1V/100K | 165 | 190 | 3.50 | 2.90 | 2.00 | 1.80 | 1 |
| TMPC0603H-330MG-D | 33.0 | ±20 | 1V/100K | 200 | 240 | 2.50 | 2.20 | 2.00 | 1.80 | 1 |
| TMPC0603H-470MG-D | 47.0 | ±20 | 1V/100K | 302 | 363 | 2.00 | 1.70 | 1.75 | 1.60 | 1 |

# TMPC Series



Halogen-free RoHS

## ■ Specifications

| 2828 inch AxBxC=7.30x6.60,C=4.00(Max.) Unit : mm | | | | | | | | | | Operating Temperature:-40~+125℃ |
|---|---|---|---|---|---|---|---|---|---|---|
| Part Number | Inductance (uH) | Tolerance (%) | Test Frequency (Hz) | DCR (mΩ) typ. | DCR (mΩ) max. | I sat (A) typ. | I sat (A) max. | I rms (A) typ. | I rms (A) max. | Fig. |
| TMPC0604H-R15YG-D | 0.15 | ±30 | 1V/100K | 0.9 | 1.2 | 55 | 51 | 30 | 28 | 1 |
| TMPC0604H-R22MG-D | 0.22 | ±20 | 1V/100K | 1.85 | 2.1 | 37 | 34 | 28 | 25 | 1 |
| TMPC0604H-R33MG-D | 0.33 | ±20 | 1V/100K | 2.0 | 2.6 | 34 | 31 | 25 | 23 | 1 |
| TMPC0604H-R47MG-D | 0.47 | ±20 | 1V/100K | 3.0 | 3.4 | 28 | 26 | 23 | 20 | 1 |
| TMPC0604H-R68MG-D | 0.68 | ±20 | 1V/100K | 4.1 | 4.5 | 24 | 22 | 16 | 14 | 1 |
| TMPC0604H-1R0MG-D | 1.00 | ±20 | 1V/100K | 6.8 | 8.0 | 22 | 19 | 14 | 12 | 1 |
| TMPC0604H-1R5MG-D | 1.50 | ±20 | 1V/100K | 10 | 12 | 20 | 18 | 12 | 10 | 1 |
| TMPC0604H-2R2MG-D | 2.20 | ±20 | 1V/100K | 11.5 | 14 | 14 | 13 | 9 | 8.5 | 1 |
| TMPC0604H-3R3MG-D | 3.30 | ±20 | 1V/100K | 24 | 27 | 12 | 11 | 8 | 7.5 | 1 |
| TMPC0604H-4R7MG-D | 4.70 | ±20 | 1V/100K | 28 | 32.5 | 11 | 10 | 6 | 5.5 | 1 |
| TMPC0604H-6R8MG-D | 6.80 | ±20 | 1V/100K | 44 | 50 | 8.5 | 8.0 | 4.8 | 4.3 | 1 |
| TMPC0604H-100MG-D | 10.0 | ±20 | 1V/100K | 64 | 72 | 7 | 6.5 | 4 | 3.7 | 1 |
| TMPC0604H-150MG-D | 15.0 | ±20 | 1V/100K | 80 | 90 | 4.0 | 3.5 | 3.0 | 2.8 | 1 |

| 2828 inch AxBxC=7.30x6.60,C=5.00(Max.) Unit : mm | | | | | | | | | | Operating Temperature:-40~+125℃ |
|---|---|---|---|---|---|---|---|---|---|---|
| Part Number | Inductance (uH) | Tolerance (%) | Test Frequency (Hz) | DCR (mΩ) typ. | DCR (mΩ) max. | I sat (A) typ. | I sat (A) max. | I rms (A) typ. | I rms (A) max. | Fig. |
| TMPC0605H-R33MG-D | 0.33 | ±20 | 1V/100K | 2.5 | 3.0 | 32 | 29 | 25 | 22 | 1 |
| TMPC0605H-R47MG-D | 0.47 | ±20 | 1V/100K | 3.5 | 3.9 | 30 | 26 | 22 | 19 | 1 |
| TMPC0605H-R68MG-D | 0.68 | ±20 | 1V/100K | 4.0 | 4.5 | 24 | 22 | 18 | 16 | 1 |
| TMPC0605H-1R0MG-D | 1.00 | ±20 | 1V/100K | 6.1 | 6.5 | 20 | 18 | 15 | 13.5 | 1 |
| TMPC0605H-1R5MG-D | 1.50 | ±20 | 1V/100K | 8.6 | 9.0 | 16.5 | 15 | 12 | 11 | 1 |
| TMPC0605H-2R2MG-D | 2.20 | ±20 | 1V/100K | 11.2 | 12.0 | 14 | 12 | 10 | 9 | 1 |
| TMPC0605H-3R3MG-D | 3.30 | ±20 | 1V/100K | 19 | 20.9 | 12 | 10 | 8 | 7 | 1 |
| TMPC0605H-4R7MG-D | 4.70 | ±20 | 1V/100K | 28 | 30.8 | 10 | 8.5 | 6.5 | 5.5 | 1 |
| TMPC0605H-6R8MG-D | 6.80 | ±20 | 1V/100K | 46 | 51.5 | 8.5 | 7.8 | 5.5 | 4.7 | 1 |
| TMPC0605H-100MG-D | 10.0 | ±20 | 1V/100K | 60 | 69 | 7.5 | 7.0 | 4.0 | 3.7 | 1 |
| TMPC0605H-150MG-D | 15.0 | ±20 | 1V/100K | 81 | 92 | 6.0 | 5.5 | 3.5 | 3.1 | 1 |
| TMPC0605H-220MG-D | 22.0 | ±20 | 1V/100K | 140 | 170 | 5.5 | 5.0 | 2.5 | 2.2 | 1 |

# TMPC Series



Halogen-free RoHS

## ■ Specifications

3535 inch AxBxC=8.80x8.40,C=3.00(Max.) Unit : mm Operating Temperature:-40~+125℃

| Part Number | Inductance (uH) | Tolerance (%) | Test Frequency (Hz) | DCR (mΩ) typ. | DCR (mΩ) max. | I sat (A) typ. | I sat (A) max. | I rms (A) typ. | I rms (A) max. | Fig. |
|---|---|---|---|---|---|---|---|---|---|---|
| TMPC8030HP-R33MG-D | 0.33 | ±20 | 1V/100K | 2.2 | 2.5 | 47.0 | 42.0 | 25.0 | 22.0 | 1 |
| TMPC8030HP-R47MG-D | 0.47 | ±20 | 1V/100K | 3.0 | 3.3 | 36.0 | 33.0 | 20.0 | 17.0 | 1 |
| TMPC8030HP-R68MG-D | 0.68 | ±20 | 1V/100K | 3.9 | 4.3 | 30 | 27 | 18 | 15 | 1 |
| TMPC8030HP-1R0MG-D | 1.00 | ±20 | 1V/100K | 5.5 | 6.05 | 26.0 | 24.0 | 14.0 | 12.0 | 1 |
| TMPC8030HP-1R5MG-D | 1.50 | ±20 | 1V/100K | 9.0 | 10.4 | 23.0 | 20.0 | 13.0 | 11.0 | 1 |
| TMPC8030HP-2R2MG-D | 2.20 | ±20 | 1V/100K | 11.7 | 13 | 21 | 19 | 11.5 | 9.5 | 1 |
| TMPC8030HP-3R3MG-D | 3.30 | ±20 | 1V/100K | 19 | 21.9 | 16 | 14 | 10 | 8.5 | 1 |
| TMPC8030HP-4R7MG-D | 4.70 | ±20 | 1V/100K | 28 | 32.2 | 14 | 12 | 9 | 8 | 1 |
| TMPC8030HP-6R8MG-D | 6.80 | ±20 | 1V/100K | 49.5 | 57 | 13 | 11 | 7 | 6 | 1 |
| TMPC8030HP-100MG-D | 10.0 | ±20 | 1V/100K | 65 | 74.5 | 9 | 8 | 4.8 | 4.2 | 1 |
| TMPC8030HP-150MG-D | 15.0 | ±20 | 1V/100K | 102 | 122 | 7 | 6 | 3.8 | 3.3 | 1 |
| TMPC8030HP-220MG-D | 22.0 | ±20 | 1V/100K | 135 | 162 | 6.5 | 5.5 | 3.2 | 2.8 | 1 |

3535 inch AxBxC=8.80x8.40,C=4.00(Max.) Unit : mm Operating Temperature:-40~+125℃

| Part Number | Inductance (uH) | Tolerance (%) | Test Frequency (Hz) | DCR (mΩ) typ. | DCR (mΩ) max. | I sat (A) typ. | I sat (A) max. | I rms (A) typ. | I rms (A) max. | Fig. |
|---|---|---|---|---|---|---|---|---|---|---|
| TMPC8040HP-R22MG-D | 0.22 | ±20 | 1V/100K | 1.60 | 1.76 | 60 | 56 | 31 | 29 | 1 |
| TMPC8040HP-R33MG-D | 0.33 | ±20 | 1V/100K | 2.0 | 2.20 | 55 | 50 | 30 | 28 | 1 |
| TMPC8040HP-R47MG-D | 0.47 | ±20 | 1V/100K | 2.6 | 2.86 | 40 | 35 | 28 | 25 | 1 |
| TMPC8040HP-R68MG-D | 0.68 | ±20 | 1V/100K | 3.1 | 3.41 | 36 | 32 | 23 | 21 | 1 |
| TMPC8040HP-1R0MG-D | 1.0 | ±20 | 1V/100K | 4.5 | 4.95 | 29 | 26 | 18 | 16 | 1 |
| TMPC8040HP-1R5MG-D | 1.5 | ±20 | 1V/100K | 6.6 | 7.30 | 27 | 24 | 17 | 15 | 1 |
| TMPC8040HP-2R2MG-D | 2.2 | ±20 | 1V/100K | 10.8 | 11.9 | 25 | 22 | 16 | 14 | 1 |
| TMPC8040HP-3R3MG-D | 3.3 | ±20 | 1V/100K | 15 | 16.5 | 22 | 20 | 14 | 12 | 1 |
| TMPC8040HP-4R7MG-D | 4.7 | ±20 | 1V/100K | 26.8 | 29.5 | 19 | 16 | 8.5 | 7.5 | 1 |
| TMPC8040HP-5R6MG-D | 5.6 | ±20 | 1V/100K | 30 | 35 | 17 | 15 | 7.5 | 6.8 | 1 |
| TMPC8040HP-6R8MG-D | 6.8 | ±20 | 1V/100K | 40 | 46 | 16.5 | 14.5 | 6.5 | 5.8 | 1 |
| TMPC8040HP-100MG-D | 10.0 | ±20 | 1V/100K | 53 | 61 | 10.0 | 8.5 | 5.6 | 5.2 | 1 |

# TMPC Series



Halogen-free RoHS

## ■ Specifications

4343 inch AxBxC=11.0x10.0,C=2.00(Max.) Unit : mm Operating Temperature:-40~+125℃

| Part Number | Inductance (uH) | Tolerance (%) | Test Frequency (Hz) | DCR (mΩ) typ. | DCR (mΩ) max. | I sat (A) typ. | I sat (A) max. | I rms (A) typ. | I rms (A) max. | Fig. |
|---|---|---|---|---|---|---|---|---|---|---|
| TMPC1002H-1R0MG-D | 1.00 | ±20 | 1V/100K | 15 | 18 | 26.0 | 20.0 | 8.5 | 7.5 | 1 |
| TMPC1002H-1R5MG-D | 1.50 | ±20 | 1V/100K | 21 | 25 | 23.0 | 18.0 | 8.0 | 7.0 | 1 |
| TMPC1002H-2R2MG-D | 2.20 | ±20 | 1V/100K | 27 | 32 | 19.0 | 16.0 | 7.0 | 6.0 | 1 |
| TMPC1002H-3R3MG-D | 3.30 | ±20 | 1V/100K | 44 | 52 | 16.0 | 14.0 | 5.5 | 4.5 | 1 |
| TMPC1002H-4R7MG-D | 4.70 | ±20 | 1V/100K | 54 | 64 | 14.0 | 12.0 | 5.0 | 4.0 | 1 |
| TMPC1002H-100MG-D | 10.0 | ±20 | 1V/100K | 100 | 120 | 7.0 | 6.0 | 3.0 | 2.6 | 1 |

4343 inch AxBxC=11.0x10.0,C=3.00(Max.) Unit : mm Operating Temperature:-40~+125℃

| Part Number | Inductance (uH) | Tolerance (%) | Test Frequency (Hz) | DCR (mΩ) typ. | DCR (mΩ) max. | I sat (A) typ. | I sat (A) max. | I rms (A) typ. | I rms (A) max. | Fig. |
|---|---|---|---|---|---|---|---|---|---|---|
| TMPC1003H-R47MG-D | 0.47 | ±20 | 1V/100K | 2.1 | 2.5 | 33 | 31 | 20 | 18 | 2 |
| TMPC1003H-1R0MG-D | 1.00 | ±20 | 1V/100K | 4.6 | 6.0 | 20 | 18 | 15 | 13 | 1 |
| TMPC1003H-1R5MG-D | 1.50 | ±20 | 1V/100K | 6.5 | 7.5 | 20 | 18 | 13 | 11 | 1 |
| TMPC1003H-2R2MG-D | 2.20 | ±20 | 1V/100K | 8.0 | 9.0 | 16 | 14 | 12 | 10 | 1 |
| TMPC1003H-3R3MG-D | 3.30 | ±20 | 1V/100K | 14.5 | 16 | 14 | 13 | 9 | 8 | 1 |
| TMPC1003H-4R7MG-D | 4.70 | ±20 | 1V/100K | 20.5 | 22.5 | 13 | 12 | 7 | 6 | 1 |
| TMPC1003H-6R8MG-D | 6.80 | ±20 | 1V/100K | 30.2 | 35 | 9.5 | 8.5 | 6.5 | 5.5 | 1 |
| TMPC1003H-100MG-D | 10.0 | ±20 | 1V/100K | 50 | 55 | 8 | 7.0 | 5 | 4 | 1 |
| TMPC1003H-150MG-D | 15.0 | ±20 | 1V/100K | 72 | 86 | 7 | 6.5 | 4 | 3.5 | 1 |
| TMPC1003H-220MG-D | 22.0 | ±20 | 1V/100K | 115 | 140 | 5.5 | 5.0 | 3 | 2.5 | 1 |

4343 inch AxBxC=11.0x10.0,C=4.00(Max.) Unit : mm Operating Temperature:-40~+125℃

| Part Number | Inductance (uH) | Tolerance (%) | Test Frequency (Hz) | DCR (mΩ) typ. | DCR (mΩ) max. | I sat (A) typ. | I sat (A) max. | I rms (A) typ. | I rms (A) max. | Fig. |
|---|---|---|---|---|---|---|---|---|---|---|
| TMPC1004H-R22MG-D | 0.22 | ±20 | 1V/100K | 0.8 | 1.0 | 60 | 57 | 35 | 33 | 2 |
| TMPC1004H-R33MG-D | 0.33 | ±20 | 1V/100K | 1.0 | 1.2 | 60 | 50 | 31 | 29 | 2 |
| TMPC1004H-R47MG-D | 0.47 | ±20 | 1V/100K | 1.3 | 1.5 | 43 | 40 | 28 | 25 | 2 |
| TMPC1004H-R68MG-D | 0.68 | ±20 | 1V/100K | 2.4 | 2.7 | 39 | 37 | 22 | 21 | 2 |
| TMPC1004H-1R0MG-D | 1.00 | ±20 | 1V/100K | 3.0 | 3.3 | 36 | 34 | 18 | 17 | 2 |
| TMPC1004H-2R2MG-D | 2.20 | ±20 | 1V/100K | 6.5 | 7.0 | 27 | 25 | 12 | 11 | 1 |
| TMPC1004H-3R3MG-D | 3.30 | ±20 | 1V/100K | 10.8 | 11.8 | 20 | 18 | 11 | 10 | 1 |
| TMPC1004H-4R7MG-D | 4.70 | ±20 | 1V/100K | 15 | 15.5 | 17 | 16 | 10 | 9.0 | 1 |
| TMPC1004H-6R8MG-D | 6.80 | ±20 | 1V/100K | 17.5 | 23.3 | 13.5 | 12.3 | 8.5 | 7.5 | 1 |
| TMPC1004H-100MG-D | 10.0 | ±20 | 1V/100K | 27 | 30 | 12 | 11 | 7.5 | 6.3 | 1 |

# TMPC Series



Halogen-free RoHS

## ■ Specifications

**4343 inch AxBxC=11.0x10.0,C=5.00(Max.) Unit : mm Operating Temperature:-40~+125℃**

| Part Number | Inductance (uH) | Tolerance (%) | Test Frequency (Hz) | DCR (mΩ) typ. | DCR (mΩ) max. | I sat (A) typ. | I sat (A) max. | I rms (A) typ. | I rms (A) max. | Fig. |
|---|---|---|---|---|---|---|---|---|---|---|
| TMPC1005H-R22MG-D | 0.22 | ±20 | 1V/100K | 0.45 | 0.5 | 70 | 65 | 45 | 40 | 2 |
| TMPC1005H-R47MG-D | 0.47 | ±20 | 1V/100K | 1.15 | 1.38 | 50 | 46 | 28 | 24 | 2 |
| TMPC1005H-R68MG-D | 0.68 | ±20 | 1V/100K | 1.7 | 1.9 | 35 | 32 | 25 | 22 | 2 |
| TMPC1005H-1R0MG-D | 1.00 | ±20 | 1V/100K | 2.8 | 3.5 | 30 | 27 | 22 | 20 | 2 |
| TMPC1005H-2R2MG-D | 2.20 | ±20 | 1V/100K | 5.4 | 6.0 | 24 | 22 | 16 | 14.5 | 1 |
| TMPC1005H-3R3MG-D | 3.30 | ±20 | 1V/100K | 9.0 | 10.4 | 22 | 20 | 14 | 12.5 | 1 |
| TMPC1005H-4R7MG-D | 4.70 | ±20 | 1V/100K | 10 | 12.5 | 19 | 17.5 | 13 | 11.5 | 1 |
| TMPC1005H-6R8MG-D | 6.80 | ±20 | 1V/100K | 16.5 | 21 | 15 | 14 | 9.5 | 8.5 | 1 |
| TMPC1005H-100MG-D | 10.0 | ±20 | 1V/100K | 25 | 29 | 13.5 | 12.5 | 8.0 | 7 | 1 |

**5353 inch AxBxC=13.5x12.5,C=3.00(Max.) Unit : mm Operating Temperature:-40~+125℃**

| Part Number | Inductance (uH) | Tolerance (%) | Test Frequency (Hz) | DCR (mΩ) typ. | DCR (mΩ) max. | I sat (A) typ. | I sat (A) max. | I rms (A) typ. | I rms (A) max. | Fig. |
|---|---|---|---|---|---|---|---|---|---|---|
| TMPC1203HP-R36MG-D | 0.36 | ±20 | 1V/100K | 2.2 | 2.6 | 50 | 46 | 30 | 26 | 1 |
| TMPC1203HP-R47MG-D | 0.47 | ±20 | 1V/100K | 2.6 | 3.2 | 45.0 | 41 | 27.0 | 23 | 1 |
| TMPC1203HP-R68MG-D | 0.68 | ±20 | 1V/100K | 4.6 | 5.1 | 40 | 37 | 25 | 21 | 1 |
| TMPC1203HP-1R0MG-D | 1.00 | ±20 | 1V/100K | 6.2 | 8.0 | 35 | 32 | 22 | 18 | 1 |
| TMPC1203HP-1R5MG-D | 1.50 | ±20 | 1V/100K | 8.0 | 9.5 | 30 | 27 | 18 | 15 | 1 |
| TMPC1203HP-2R2MG-D | 2.20 | ±20 | 1V/100K | 12 | 17 | 25 | 23 | 14 | 12 | 1 |
| TMPC1203HP-3R3MG-D | 3.30 | ±20 | 1V/100K | 20 | 24 | 20 | 18 | 10 | 8 | 1 |
| TMPC1203HP-4R7MG-D | 4.70 | ±20 | 1V/100K | 29 | 35 | 18 | 16 | 8.5 | 7 | 1 |
| TMPC1203HP-6R8MG-D | 6.80 | ±20 | 1V/100K | 40 | 48 | 16 | 14 | 8.0 | 6.5 | 1 |
| TMPC1203HP-100MG-D | 10.0 | ±20 | 1V/100K | 55 | 66 | 12 | 10 | 7.5 | 6 | 1 |
| TMPC1203HP-150MG-D | 15.0 | ±20 | 1V/100K | 83 | 92 | 9 | 7.5 | 6 | 5 | 1 |
| TMPC1203HP-220MG-D | 22.0 | ±20 | 1V/100K | 115 | 140 | 6.5 | 5.5 | 4 | 3 | 1 |
| TMPC1203HP-330MG-D | 33.0 | ±20 | 1V/100K | 150 | 180 | 5 | 4.0 | 3 | 2.5 | 1 |
| TMPC1203HP-470MG-D | 47.0 | ±20 | 1V/100K | 230 | 280 | 4.5 | 3.5 | 2.5 | 2 | 1 |

# TMPC Series



Halogen-free RoHS

## ■ Specifications

**5353 inch AxBxC=13.5x12.5,C=3.50(Max.) Unit : mm Operating Temperature:-40~+125℃**

| Part Number | Inductance (uH) | Tolerance (%) | Test Frequency (Hz) | DCR (mΩ) typ. | DCR (mΩ) max. | I sat (A) typ. | I sat (A) max. | I rms (A) typ. | I rms (A) max. | Fig. |
|---|---|---|---|---|---|---|---|---|---|---|
| TMPC1235HP-1R0MG-D | 1.00 | ±20 | 1V/100K | 2.7 | 3.5 | 40 | 36 | 24 | 21 | 1 |
| TMPC1235HP-1R5MG-D | 1.50 | ±20 | 1V/100K | 4.8 | 5.5 | 35 | 32 | 19 | 17 | 1 |
| TMPC1235HP-2R2MG-D | 2.20 | ±20 | 1V/100K | 6.3 | 8.0 | 29 | 27 | 16 | 14 | 1 |
| TMPC1235HP-3R3MG-D | 3.30 | ±20 | 1V/100K | 11 | 13.5 | 27 | 25 | 12 | 10.5 | 1 |
| TMPC1235HP-4R7MG-D | 4.70 | ±20 | 1V/100K | 15.3 | 18.5 | 24 | 20 | 10 | 9 | 1 |
| TMPC1235HP-6R8MG-D | 6.80 | ±20 | 1V/100K | 20 | 24 | 18 | 14 | 9 | 8 | 1 |
| TMPC1235HP-100MG-D | 10.0 | ±20 | 1V/100K | 29 | 34 | 14 | 12 | 7.5 | 6.5 | 1 |
| TMPC1235HP-150MG-D | 15.0 | ±20 | 1V/100K | 55 | 65 | 10 | 9 | 6.5 | 6 | 1 |
| TMPC1235HP-220MG-D | 22.0 | ±20 | 1V/100K | 83 | 99 | 7 | 6 | 4.5 | 3.8 | 1 |
| TMPC1235HP-330MG-D | 33.0 | ±20 | 1V/100K | 132 | 160 | 6.0 | 5 | 3.5 | 3.0 | 1 |
| TMPC1235HP-470MG-D | 47.0 | ±20 | 1V/100K | 181 | 218 | 5.5 | 4.5 | 3 | 2.6 | 1 |

**5353 inch AxBxC=13.5x12.5,C=5.00(Max.) Unit : mm Operating Temperature:-40~+125℃**

| Part Number | Inductance (uH) | Tolerance (%) | Test Frequency (Hz) | DCR (mΩ) typ. | DCR (mΩ) max. | I sat (A) typ. | I sat (A) max. | I rms (A) typ. | I rms (A) max. | Fig. |
|---|---|---|---|---|---|---|---|---|---|---|
| TMPC1205HP-R10MG-D | 0.10 | ±20 | 1V/100K | 0.35 | 0.45 | 120 | 110 | 55 | 50 | 2 |
| TMPC1205HP-R47MG-D | 0.47 | ±20 | 1V/100K | 0.86 | 1.1 | 65 | 60 | 38 | 34 | 2 |
| TMPC1205HP-R68MG-D | 0.68 | ±20 | 1V/100K | 1.4 | 1.7 | 54 | 50 | 34 | 31 | 2 |
| TMPC1205HP-1R0MG-D | 1.00 | ±20 | 1V/100K | 1.85 | 2.5 | 50 | 46 | 29 | 26 | 2 |
| TMPC1205HP-2R2MG-D | 2.20 | ±20 | 1V/100K | 4.2 | 5.5 | 32 | 29 | 20 | 18 | 1 |
| TMPC1205HP-3R3MG-D | 3.30 | ±20 | 1V/100K | 6.8 | 9.2 | 32 | 29 | 15 | 13 | 1 |
| TMPC1205HP-4R7MG-D | 4.70 | ±20 | 1V/100K | 11.4 | 15.0 | 27 | 25 | 12 | 10.5 | 1 |
| TMPC1205HP-6R8MG-D | 6.80 | ±20 | 1V/100K | 14.5 | 18.5 | 21 | 19.5 | 11 | 9.5 | 1 |
| TMPC1205HP-100MG-D | 10.0 | ±20 | 1V/100K | 21.4 | 25.5 | 16 | 14.5 | 9.0 | 8.0 | 1 |
| TMPC1205HP-220MG-D | 22.0 | ±20 | 1V/100K | 50 | 58 | 10 | 9 | 6.5 | 6.0 | 1 |
| TMPC1205HP-330MG-D | 33.0 | ±20 | 1V/100K | 73 | 88 | 8.0 | 7.3 | 5.0 | 4.5 | 1 |
| TMPC1205HP-470MG-D | 47.0 | ±20 | 1V/100K | 100 | 120 | 6.5 | 6.0 | 4.0 | 3.6 | 1 |
| TMPC1205HP-680MG-D | 68.0 | ±20 | 1V/100K | 135 | 162 | 5.5 | 5.0 | 3.5 | 3.1 | 1 |

# TMPC Series



Halogen-free RoHS

## ■ Specifications

**5353 inch AxBxC=13.5x12.5,C=6.00(Max.) Unit : mm Operating Temperature:-40~+125℃**

| Part Number | Inductance (uH) | Tolerance (%) | Test Frequency (Hz) | DCR (mΩ) typ. | DCR (mΩ) max. | I sat (A) typ. | I sat (A) max. | I rms (A) typ. | I rms (A) max. | Fig. |
|---|---|---|---|---|---|---|---|---|---|---|
| TMPC1206HP-R47MG-D | 0.47 | ±20 | 1V/100K | 0.92 | 1.3 | 64 | 58 | 38 | 35 | 2 |
| TMPC1206HP-R68MG-D | 0.68 | ±20 | 1V/100K | 1.33 | 1.7 | 57 | 50 | 33 | 30 | 2 |
| TMPC1206HP-1R0MG-D | 1.00 | ±20 | 1V/100K | 1.8 | 2.4 | 53 | 47 | 29 | 27 | 2 |
| TMPC1206HP-2R2MG-D | 2.20 | ±20 | 1V/100K | 4.0 | 4.7 | 43 | 39 | 21 | 19 | 1 |
| TMPC1206HP-3R3MG-D | 3.30 | ±20 | 1V/100K | 5.8 | 7.1 | 35 | 32 | 17 | 15 | 1 |
| TMPC1206HP-4R7MG-D | 4.70 | ±20 | 1V/100K | 9.5 | 11.5 | 30 | 26 | 16 | 13 | 1 |
| TMPC1206HP-6R8MG-D | 6.80 | ±20 | 1V/100K | 12 | 13.8 | 25 | 21 | 15 | 11 | 1 |
| TMPC1206HP-100MG-D | 10.0 | ±20 | 1V/100K | 18 | 20.7 | 21 | 18 | 11 | 9 | 1 |
| TMPC1206HP-220MG-D | 22.0 | ±20 | 1V/100K | 34 | 39.5 | 14 | 11 | 8.0 | 6.0 | 1 |
| TMPC1206HP-470MG-D | 47.0 | ±20 | 1V/100K | 80 | 90 | 11.0 | 8 | 5.5 | 4.5 | 1 |
| TMPC1206HP-680MG-D | 68.0 | ±20 | 1V/100K | 120 | 140 | 9.0 | 6 | 5.0 | 3.5 | 1 |
| TMPC1206HP-101MG-D | 100 | ±20 | 1V/100K | 180 | 200 | 8.0 | 5.0 | 4.0 | 2.5 | 1 |
| TMPC1206HP-221MG-D | 220 | ±20 | 1V/100K | 480 | 550 | 4.0 | 3.0 | 2.0 | 1.0 | 1 |

**5353 inch AxBxC=13.5x12.5,C=6.50(Max.) Unit : mm Operating Temperature:-40~+125℃**

| Part Number | Inductance (uH) | Tolerance (%) | Test Frequency (Hz) | DCR (mΩ) typ. | DCR (mΩ) max. | I sat (A) typ. | I sat (A) max. | I rms (A) typ. | I rms (A) max. | Fig. |
|---|---|---|---|---|---|---|---|---|---|---|
| TMPC1265HP-R15MG-D | 0.15 | ±20 | 1V/100K | 0.49 | 0.60 | 118 | 108 | 55 | 50 | 2 |
| TMPC1265HP-R47MG-D | 0.47 | ±20 | 1V/100K | 0.9 | 1.2 | 63 | 59 | 41 | 37 | 2 |
| TMPC1265HP-R68MG-D | 0.68 | ±20 | 1V/100K | 1.25 | 1.5 | 55 | 52 | 35 | 32 | 2 |
| TMPC1265HP-1R0MG-D | 1.00 | ±20 | 1V/100K | 1.7 | 2.3 | 48 | 45 | 30 | 27 | 2 |
| TMPC1265HP-2R2MG-D | 2.20 | ±20 | 1V/100K | 3.8 | 4.2 | 37 | 35 | 22 | 20 | 1 |
| TMPC1265HP-3R3MG-D | 3.30 | ±20 | 1V/100K | 5.7 | 6.8 | 30 | 28 | 18 | 16 | 1 |
| TMPC1265HP-4R7MG-D | 4.70 | ±20 | 1V/100K | 7.0 | 8.4 | 28 | 26 | 13.5 | 11.5 | 1 |
| TMPC1265HP-6R8MG-D | 6.80 | ±20 | 1V/100K | 9.5 | 11.5 | 18 | 16 | 11.5 | 10 | 1 |
| TMPC1265HP-100MG-D | 10.0 | ±20 | 1V/100K | 13.2 | 16.5 | 15.5 | 14 | 10.0 | 9.0 | 1 |
| TMPC1265HP-150MG-D | 15.0 | ±20 | 1V/100K | 23.2 | 28 | 13 | 11.5 | 9 | 8 | 1 |

**5131 inch AxBxC=13.0x8.00,C=4.00(Max.) Unit : mm Operating Temperature:-40~+125℃**

| Part Number | Inductance (uH) | Tolerance (%) | Test Frequency (Hz) | DCR (mΩ) typ. | DCR (mΩ) max. | I sat (A) typ. | I sat (A) max. | I rms (A) typ. | I rms (A) max. | Fig. |
|---|---|---|---|---|---|---|---|---|---|---|
| TMPC120804H-R15MG-D | 0.15 | ±20 | 1V/100K | 0.40 | 0.52 | 90 | 80 | 47 | 37 | 3 |
| TMPC120804H-R22MG-D | 0.22 | ±20 | 1V/100K | 0.45 | 0.60 | 80 | 70 | 45 | 35 | 3 |
| TMPC120804H-R33YG-D | 0.33 | ±30 | 1V/100K | 0.90 | 1.05 | 70 | 60 | 36 | 31 | 3 |
| TMPC120804H-R47MG-D | 0.47 | ±20 | 1V/100K | 1.10 | 1.20 | 60 | 50 | 35 | 30 | 3 |

# TMPV Series




Halogen-free RoHS

## ■ Dimensions （Unit：mm）

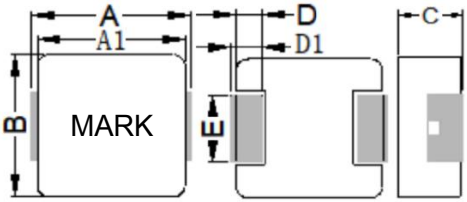


Fig.1

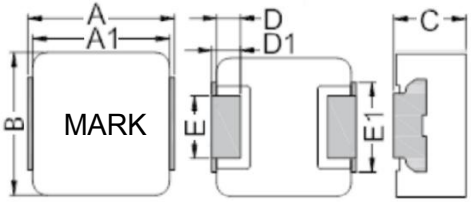


Fig.2

| P/N | A | A1 | B | C | D | D1 | E | E1 | Fig. |
|---|---|---|---|---|---|---|---|---|---|
| TMPV0503SP | 5.5±0.3 | 4.9±0.3 | 5.25±0.2 | 2.8±0.2 | 1.1±0.3 | 1.3±0.3 | 3.0±0.3 | / | 1 |
| TMPV0504SP | 5.5±0.3 | 4.9±0.3 | 5.25±0.2 | 3.8±0.2 | 1.1±0.3 | 1.3±0.3 | 3.0±0.3 | / | 1 |
| | | | | | | | | | |
| TMPV0603S | 7.1±0.3 | 6.6±0.2 | 6.60±0.2 | 2.8±0.2 | 1.6±0.3 | 1.8±0.3 | 3.0±0.2 | 4.3±0.3 | 2 |
| | | | | | | | | | |
| TMPV0754S | 7.9±0.3 | 7.3±0.2 | 7.30±0.2 | 5.2±0.2 | 1.7±0.3 | 2.0±0.3 | 3.0±0.2 | 5.4±0.2 | 2 |
| | | | | | | | | | |
| TMPV1004S | 11.0±0.3 | 10.1±0.3 | 10.0±0.3 | 3.8±0.2 | 2.0±0.3 | 2.3±0.3 | 4.5±0.3 | 6.6±0.3 | 2 |
| TMPV1054S | 11.0±0.3 | 10.1±0.3 | 10.0±0.3 | 5.1±0.3 | 2.0±0.3 | 2.3±0.3 | 4.5±0.3 | 6.6±0.3 | 2 |
| | | | | | | | | | |
| TMPV1265SP | 13.6±0.4 | 12.6±0.3 | 12.6±0.2 | 6.2±0.3 | 2.0±0.3 | 2.5±0.3 | 5.0±0.3 | 9.2±0.3 | 2 |

## ■ Specifications

**2221 inch AxBxC=5.50x5.25,C=3.00(Max.) Unit : mm Operating Temperature:-40~+125℃**

| Part Number | Inductance (uH) | Tolerance (%) | Test Frequency (Hz) | DCR (mΩ) typ. | DCR (mΩ) max. | I sat (A) typ. | I sat (A) max. | I rms (A) typ. | I rms (A) max. | Fig. |
|---|---|---|---|---|---|---|---|---|---|---|
| TMPV0503SP-R10MN-D | 0.10 | ±20 | 1V/100K | 1.5 | 1.8 | 33.0 | 30.0 | 20.0 | 17.0 | 1 |
| TMPV0503SP-R33MN-D | 0.33 | ±20 | 1V/100K | 3.9 | 4.7 | 15.0 | 13.0 | 17.0 | 15.0 | 1 |
| TMPV0503SP-R36MN-D | 0.36 | ±20 | 1V/100K | 4.3 | 5.2 | 14.5 | 12.5 | 16.0 | 14.0 | 1 |
| TMPV0503SP-R68MN-D | 0.68 | ±20 | 1V/100K | 8.5 | 9.7 | 11.7 | 10.0 | 12.0 | 11.0 | 1 |
| TMPV0503SP-1R0MN-D | 1.00 | ±20 | 1V/100K | 10.0 | 11.5 | 8.0 | 6.7 | 10.5 | 9.5 | 1 |
| TMPV0503SP-1R5MN-D | 1.50 | ±20 | 1V/100K | 15.4 | 17.7 | 6.5 | 5.7 | 8.5 | 7.6 | 1 |
| TMPV0503SP-2R2MN-D | 2.20 | ±20 | 1V/100K | 20.0 | 23.0 | 5.8 | 4.8 | 7.5 | 6.6 | 1 |
| TMPV0503SP-3R3MN-D | 3.30 | ±20 | 1V/100K | 31.0 | 36.0 | 5.4 | 4.5 | 6.0 | 5.5 | 1 |
| TMPV0503SP-4R7MN-D | 4.70 | ±20 | 1V/100K | 49.0 | 57.0 | 4.5 | 4.0 | 5.2 | 4.4 | 1 |
| TMPV0503SP-5R6MN-D | 5.60 | ±20 | 1V/100K | 61.0 | 71.0 | 4.3 | 3.8 | 4.4 | 3.8 | 1 |
| TMPV0503SP-6R8MN-D | 6.80 | ±20 | 1V/100K | 72.0 | 83.0 | 4.0 | 3.5 | 4.0 | 3.5 | 1 |
| TMPV0503SP-100MN-D | 10.0 | ±20 | 1V/100K | 97.0 | 111.0 | 2.4 | 2.0 | 3.0 | 2.5 | 1 |
| TMPV0503SP-150MN-D | 15.0 | ±20 | 1V/100K | 165.0 | 190.0 | 2.2 | 1.9 | 2.5 | 2.0 | 1 |
| TMPV0503SP-220MN-D | 22.0 | ±20 | 1V/100K | 205.0 | 235.0 | 2.0 | 1.7 | 2.2 | 1.8 | 1 |

# TMPV Series




Halogen-free RoHS

## ■ Specifications

**2221inch AxBxC=5.50x5.25,C=4.00(Max.) Unit : mm Operating Temperature:-40~+125℃**

| Part Number | Inductance (uH) | Tolerance (%) | Test Frequency (Hz) | DCR (mΩ) typ. | DCR (mΩ) max. | I sat (A) typ. | I sat (A) max. | I rms (A) typ. | I rms (A) max. | Fig. |
|---|---|---|---|---|---|---|---|---|---|---|
| TMPV0504SP-R47MN-D | 0.47 | ±20 | 1V/100K | 5.5 | 6.3 | 16.3 | 14.8 | 13.5 | 12.5 | 1 |
| TMPV0504SP-R68MN-D | 0.68 | ±20 | 1V/100K | 7.5 | 8.6 | 15.2 | 13.7 | 12.5 | 11.5 | 1 |
| TMPV0504SP-1R0MN-D | 1.0 | ±20 | 1V/100K | 9.8 | 11.3 | 13.0 | 11.5 | 11.5 | 10.5 | 1 |
| TMPV0504SP-1R5MN-D | 1.5 | ±20 | 1V/100K | 14.7 | 16.2 | 12.0 | 10.5 | 9.0 | 8.0 | 1 |
| TMPV0504SP-2R2MN-D | 2.2 | ±20 | 1V/100K | 21.8 | 24.0 | 11.0 | 9.5 | 7.8 | 7.0 | 1 |
| TMPV0504SP-3R3MN-D | 3.3 | ±20 | 1V/100K | 30.0 | 34.5 | 9.0 | 8.0 | 6.8 | 6.2 | 1 |
| TMPV0504SP-4R7MN-D | 4.7 | ±20 | 1V/100K | 35.6 | 39.2 | 8.1 | 7.2 | 6.1 | 5.7 | 1 |
| TMPV0504SP-6R8MN-D | 6.8 | ±20 | 1V/100K | 50.0 | 57.5 | 6.3 | 5.4 | 5.2 | 4.7 | 1 |
| TMPV0504SP-100MN-D | 10.0 | ±20 | 1V/100K | 82.0 | 92.0 | 5.2 | 4.6 | 4.0 | 3.6 | 1 |
| TMPV0504SP-150MN-D | 15.0 | ±20 | 1V/100K | 100.0 | 120.0 | 3.8 | 3.2 | 3.0 | 2.8 | 1 |
| TMPV0504SP-220MN-D | 22.0 | ±20 | 1V/100K | 170.0 | 187.0 | 3.5 | 3.0 | 2.7 | 2.4 | 1 |

**2826inch AxBxC=7.10x6.60,C=3.00(Max.) Unit : mm Operating Temperature:-40~+125℃**

| Part Number | Inductance (uH) | Tolerance (%) | Test Frequency (Hz) | DCR (mΩ) typ. | DCR (mΩ) max. | I sat (A) typ. | I sat (A) max. | I rms (A) typ. | I rms (A) max. | Fig. |
|---|---|---|---|---|---|---|---|---|---|---|
| TMPV0603S-R47MN-D | 0.47 | ±20 | 1V/100K | 3.4 | 3.74 | 19.0 | 17.0 | 19.0 | 17.0 | 2 |
| TMPV0603S-R68MN-D | 0.68 | ±20 | 1V/100K | 4.5 | 5.3 | 17.5 | 15.5 | 16.5 | 15 | 2 |
| TMPV0603S-1R0MN-D | 1.00 | ±20 | 1V/100K | 6.0 | 6.6 | 14.0 | 12.5 | 14.0 | 12.5 | 2 |
| TMPV0603S-1R5MN-D | 1.50 | ±20 | 1V/100K | 10.6 | 11.7 | 13.0 | 12.0 | 11.5 | 10.0 | 2 |
| TMPV0603S-2R2MN-D | 2.20 | ±20 | 1V/100K | 15.0 | 16.5 | 10.5 | 9.5 | 9.0 | 8.0 | 2 |
| TMPV0603S-3R3MN-D | 3.30 | ±20 | 1V/100K | 22.0 | 24.2 | 9.5 | 8.1 | 7.8 | 6.6 | 2 |
| TMPV0603S-4R7MN-D | 4.70 | ±20 | 1V/100K | 29.0 | 32.0 | 7.2 | 6.2 | 6.4 | 5.5 | 2 |
| TMPV0603S-6R8MN-D | 6.80 | ±20 | 1V/100K | 42.0 | 46.2 | 6.1 | 5.5 | 5.2 | 4.5 | 2 |
| TMPV0603S-8R2MN-D | 8.20 | ±20 | 1V/100K | 49.0 | 54.0 | 5.6 | 4.5 | 4.8 | 4.0 | 2 |
| TMPV0603S-100MN-D | 10.0 | ±20 | 1V/100K | 63.0 | 69.3 | 4.7 | 4.0 | 4.2 | 3.7 | 2 |
| TMPV0603S-150MN-D | 15.0 | ±20 | 1V/100K | 100.0 | 110.0 | 4.0 | 3.2 | 3.7 | 3.2 | 2 |
| TMPV0603S-220MN-D | 22.0 | ±20 | 1V/100K | 150.0 | 165.0 | 3.0 | 2.5 | 2.9 | 2.4 | 2 |

# TMPV Series




Halogen-free RoHS

## ■ Specifications

3129 inch AxBxC=7.90x7.30,C=5.40(Max.) Unit : mm Operating Temperature:-40~+125℃

| Part Number | Inductance (uH) | Tolerance (%) | Test Frequency (Hz) | DCR (mΩ) typ. | DCR (mΩ) max. | I sat (A) typ. | I sat (A) max. | I rms (A) typ. | I rms (A) max. | Fig. |
|---|---|---|---|---|---|---|---|---|---|---|
| TMPV0754S-R47MN-D | 0.47 | ±20 | 1V/100K | 2.2 | 2.7 | 26.0 | 23.0 | 24.0 | 21.0 | 2 |
| TMPV0754S-R56MN-D | 0.56 | ±20 | 1V/100K | 2.6 | 3.1 | 25.0 | 22.0 | 23.0 | 20.0 | 2 |
| TMPV0754S-R68MN-D | 0.68 | ±20 | 1V/100K | 3.1 | 3.7 | 24.0 | 21.0 | 22.0 | 19.0 | 2 |
| TMPV0754S-1R0MN-D | 1.00 | ±20 | 1V/100K | 5.0 | 6.0 | 23.0 | 20.0 | 20.0 | 17.0 | 2 |
| TMPV0754S-1R5MN-D | 1.50 | ±20 | 1V/100K | 6.3 | 7.3 | 19.0 | 17.0 | 17.0 | 15.0 | 2 |
| TMPV0754S-2R2MN-D | 2.20 | ±20 | 1V/100K | 9.7 | 11.2 | 16.5 | 14.5 | 14.5 | 13.0 | 2 |
| TMPV0754S-3R3MN-D | 3.30 | ±20 | 1V/100K | 13.0 | 15.0 | 14.0 | 12.3 | 11.5 | 10.5 | 2 |
| TMPV0754S-4R7MN-D | 4.70 | ±20 | 1V/100K | 17.8 | 20.5 | 13.3 | 11.3 | 10.5 | 9.0 | 2 |
| TMPV0754S-5R6MN-D | 5.60 | ±20 | 1V/100K | 19.2 | 22.1 | 11.0 | 9.5 | 9.3 | 8.5 | 2 |
| TMPV0754S-6R8MN-D | 6.80 | ±20 | 1V/100K | 23.0 | 26.5 | 10.2 | 9.0 | 8.7 | 8.0 | 2 |
| TMPV0754S-100MN-D | 10.0 | ±20 | 1V/100K | 33.0 | 38.0 | 8.0 | 7.0 | 7.2 | 6.7 | 2 |
| TMPV0754S-150MN-D | 15.0 | ±20 | 1V/100K | 60.0 | 66.0 | 7.2 | 6.2 | 5.5 | 5.0 | 2 |
| TMPV0754S-220MN-D | 22.0 | ±20 | 1V/100K | 85.0 | 93.5 | 6.3 | 5.4 | 5.0 | 4.5 | 2 |
| TMPV0754S-330MN-D | 33.0 | ±20 | 1V/100K | 111.0 | 127.6 | 4.9 | 4.2 | 4.0 | 3.5 | 2 |
| TMPV0754S-470MN-D | 47.0 | ±20 | 1V/100K | 156.0 | 171.6 | 4.1 | 3.5 | 3.2 | 2.7 | 2 |
| TMPV0754S-560MN-D | 56.0 | ±20 | 1V/100K | 188.0 | 206.8 | 3.4 | 2.9 | 3.0 | 2.6 | 2 |
| TMPV0754S-680MN-D | 68.0 | ±20 | 1V/100K | 218.0 | 251.0 | 3.0 | 2.6 | 2.7 | 2.4 | 2 |
| TMPV0754S-101MN-D | 100.0 | ±20 | 1V/100K | 310.0 | 357.0 | 2.0 | 1.6 | 2.2 | 2.0 | 2 |

4340 inch AxBxC=11.0x10.0,C=4.00(Max.) Unit : mm Operating Temperature:-40~+125℃

| Part Number | Inductance (uH) | Tolerance (%) | Test Frequency (Hz) | DCR (mΩ) typ. | DCR (mΩ) max. | I sat (A) typ. | I sat (A) max. | I rms (A) typ. | I rms (A) max. | Fig. |
|---|---|---|---|---|---|---|---|---|---|---|
| TMPV1004S-R47MN-D | 0.47 | ±20 | 1V/100K | 1.42 | 1.63 | 31.0 | 28.0 | 34.0 | 29.0 | 2 |
| TMPV1004S-R56MN-D | 0.56 | ±20 | 1V/100K | 1.7 | 2.0 | 29.0 | 27.0 | 32.0 | 27.0 | 2 |
| TMPV1004S-R68MN-D | 0.68 | ±20 | 1V/100K | 2.0 | 2.3 | 28.0 | 26.0 | 31.0 | 26.0 | 2 |
| TMPV1004S-1R0MN-D | 1.00 | ±20 | 1V/100K | 2.7 | 3.1 | 26.0 | 23.0 | 25.0 | 21.0 | 2 |
| TMPV1004S-1R5MN-D | 1.50 | ±20 | 1V/100K | 3.9 | 4.5 | 24.0 | 21.0 | 22.0 | 19.0 | 2 |
| TMPV1004S-2R2MN-D | 2.20 | ±20 | 1V/100K | 5.3 | 6.1 | 19.0 | 17.0 | 18.0 | 16.0 | 2 |
| TMPV1004S-3R3MN-D | 3.30 | ±20 | 1V/100K | 9.0 | 10.4 | 17.0 | 15.0 | 15.0 | 13.0 | 2 |
| TMPV1004S-4R7MN-D | 4.70 | ±20 | 1V/100K | 13.4 | 15.0 | 13.5 | 11.5 | 11.0 | 10.0 | 2 |
| TMPV1004S-6R8MN-D | 6.80 | ±20 | 1V/100K | 17.0 | 19.0 | 11.0 | 10.0 | 10.0 | 9.5 | 2 |
| TMPV1004S-100MN-D | 10.0 | ±20 | 1V/100K | 27.0 | 30.0 | 8.2 | 7.5 | 8.0 | 7.2 | 2 |
| TMPV1004S-150MN-D | 15.0 | ±20 | 1V/100K | 40.0 | 45.0 | 7.0 | 6.3 | 6.4 | 6.0 | 2 |
| TMPV1004S-220MN-D | 22.0 | ±20 | 1V/100K | 59.0 | 68.0 | 6.0 | 5.5 | 5.5 | 5.0 | 2 |
| TMPV1004S-330MN-D | 33.0 | ±20 | 1V/100K | 89.0 | 102.0 | 4.8 | 4.1 | 4.7 | 3.7 | 2 |
| TMPV1004S-470MN-D | 47.0 | ±20 | 1V/100K | 143.0 | 165.0 | 4.0 | 3.6 | 3.6 | 3.2 | 2 |

# TMPV Series




Halogen-free RoHS

## ■ Specifications

4340 inch AxBxC=11.0x10.0,C=5.40(Max.) Unit : mm Operating Temperature:-40~+125℃

| Part Number | Inductance (uH) | Tolerance (%) | Test Frequency (Hz) | DCR (mΩ) typ. | DCR (mΩ) max. | I sat (A) typ. | I sat (A) max. | I rms (A) typ. | I rms (A) max. | Fig. |
|---|---|---|---|---|---|---|---|---|---|---|
| TMPV1054S-R33MN-D | 0.33 | ±20 | 1V/100K | 1.0 | 1.2 | 60.0 | 55.0 | 41.0 | 36.0 | 2 |
| TMPV1054S-R47MN-D | 0.47 | ±20 | 1V/100K | 1.4 | 1.68 | 50.0 | 44.0 | 36.0 | 32.0 | 2 |
| TMPV1054S-R68MN-D | 0.68 | ±20 | 1V/100K | 1.85 | 2.22 | 46.0 | 40.0 | 32.0 | 28.8 | 2 |
| TMPV1054S-1R0MN-D | 1.00 | ±20 | 1V/100K | 2.3 | 2.76 | 37.0 | 31.7 | 30.0 | 27.0 | 2 |
| TMPV1054S-1R5MN-D | 1.50 | ±20 | 1V/100K | 3.6 | 4.3 | 28.0 | 25.0 | 25.0 | 23.0 | 2 |
| TMPV1054S-2R2MN-D | 2.20 | ±20 | 1V/100K | 4.1 | 4.9 | 25.0 | 21.4 | 23.0 | 20.7 | 2 |
| TMPV1054S-3R3MN-D | 3.30 | ±20 | 1V/100K | 6.2 | 7.2 | 20.0 | 17.5 | 18.7 | 16.8 | 2 |
| TMPV1054S-4R7MN-D | 4.70 | ±20 | 1V/100K | 9.0 | 10.0 | 17.0 | 14.5 | 14.5 | 13.0 | 2 |
| TMPV1054S-6R8MN-D | 6.80 | ±20 | 1V/100K | 12.4 | 14.0 | 15.3 | 13.5 | 12.3 | 11.0 | 2 |
| TMPV1054S-100MN-D | 10.0 | ±20 | 1V/100K | 20.0 | 23.0 | 13.0 | 11.0 | 9.0 | 7.8 | 2 |
| TMPV1054S-150MN-D | 15.0 | ±20 | 1V/100K | 26.3 | 30.3 | 9.2 | 7.9 | 7.6 | 6.8 | 2 |
| TMPV1054S-220MN-D | 22.0 | ±20 | 1V/100K | 43.0 | 49.5 | 8.4 | 7.0 | 6.0 | 5.4 | 2 |
| TMPV1054S-330MN-D | 33.0 | ±20 | 1V/100K | 66.0 | 75.3 | 7.6 | 6.5 | 5.0 | 4.3 | 2 |
| TMPV1054S-470MN-D | 47.0 | ±20 | 1V/100K | 89.0 | 103.0 | 5.5 | 4.8 | 4.2 | 3.7 | 2 |
| TMPV1054S-680MN-D | 68.0 | ±20 | 1V/100K | 130.0 | 150.0 | 4.8 | 3.8 | 3.5 | 3.1 | 2 |
| TMPV1054S-101MN-D | 100.0 | ±20 | 1V/100K | 233.0 | 268.0 | 4.0 | 3.2 | 2.7 | 2.4 | 2 |

5450 inch AxBxC=13.6x12.6C=6.50(Max.) Unit : mm Operating Temperature:-40~+125℃

| Part Number | Inductance (uH) | Tolerance (%) | Test Frequency (Hz) | DCR (mΩ) typ. | DCR (mΩ) max. | I sat (A) typ. | I sat (A) max. | I rms (A) typ. | I rms (A) max. | Fig. |
|---|---|---|---|---|---|---|---|---|---|---|
| TMPV1265SP-R47MN-D | 0.47 | ±20 | 1V/100K | 1.00 | 1.20 | 60.0 | 50.0 | 45.0 | 40.0 | 2 |
| TMPV1265SP-R68MN-D | 0.68 | ±20 | 1V/100K | 1.35 | 1.62 | 36.5 | 31.0 | 36.5 | 30.0 | 2 |
| TMPV1265SP-1R0MN-D | 1.00 | ±20 | 1V/100K | 1.75 | 2.10 | 32.0 | 28.0 | 32.0 | 27.0 | 2 |
| TMPV1265SP-1R5MN-D | 1.50 | ±20 | 1V/100K | 2.30 | 2.76 | 29.0 | 26.0 | 27.0 | 24.0 | 2 |
| TMPV1265SP-2R2MN-D | 2.20 | ±20 | 1V/100K | 3.6 | 4.20 | 26.0 | 23.0 | 23.0 | 20.0 | 2 |
| TMPV1265SP-3R3MN-D | 3.30 | ±20 | 1V/100K | 5.9 | 6.80 | 24.0 | 21.0 | 19.0 | 16.0 | 2 |
| TMPV1265SP-4R7MN-D | 4.70 | ±20 | 1V/100K | 7.3 | 8.40 | 20.0 | 18.0 | 17.0 | 14.0 | 2 |
| TMPV1265SP-6R8MN-D | 6.80 | ±20 | 1V/100K | 9.7 | 11.2 | 17.0 | 15.0 | 14.0 | 12.0 | 2 |
| TMPV1265SP-100MN-D | 10.0 | ±20 | 1V/100K | 14.3 | 16.5 | 13.5 | 12.0 | 12.0 | 10.0 | 2 |
| TMPV1265SP-150MN-D | 15.0 | ±20 | 1V/100K | 23.6 | 27.2 | 10.0 | 9.0 | 9.0 | 8.0 | 2 |
| TMPV1265SP-220MN-D | 22.0 | ±20 | 1V/100K | 34.1 | 39.2 | 8.0 | 7.0 | 7.5 | 6.5 | 2 |
| TMPV1265SP-330MN-D | 33.0 | ±20 | 1V/100K | 53.0 | 61.0 | 7.2 | 6.3 | 6.3 | 5.5 | 2 |
| TMPV1265SP-470MN-D | 47.0 | ±20 | 1V/100K | 74.1 | 89.0 | 6.0 | 5.1 | 5.2 | 4.3 | 2 |
| TMPV1265SP-680MN-D | 68.0 | ±20 | 1V/100K | 92.0 | 110.0 | 5.5 | 4.7 | 4.5 | 4.0 | 2 |
| TMPV1265SP-101MN-D | 100.0 | ±20 | 1V/100K | 120.0 | 144.0 | 4.5 | 4.0 | 3.8 | 3.3 | 2 |

# TMPF Series




Halogen-free RoHS

■ Dimensions （Unit：mm）

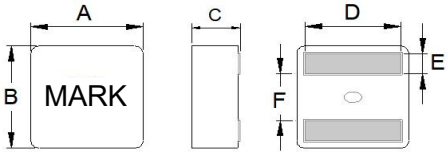


Fig.1

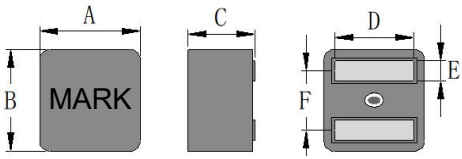


Fig.2

| P/N | A | B | C | D | E | F | Fig. |
|---|---|---|---|---|---|---|---|
| TMPF0402A-ABD | 4.4±0.2 | 4.4±0.2 | 1.9±0.2 | 3.4±0.3 | 0.88±0.20 | 1.6±0.25 | 1 |
| TMPF0402LR-ABD | 4.4±0.2 | 4.4±0.2 | 1.9±0.2 | 3.4±0.3 | 0.88±0.20 | 1.6±0.25 | 1 |
| TMPF0421HC | 4.2±0.2 | 4.2±0.2 | 1.9±0.2 | 3.3±0.3 | 0.82±0.15 | 2.4±0.25 | 2 |
| TMPF0425HC | 4.2±0.2 | 4.2±0.2 | 2.3±0.2 | 3.3±0.3 | 0.82±0.15 | 2.4±0.25 | 2 |
| TMPF0403LR-ABD | 4.4±0.2 | 4.4±0.2 | 2.8±0.2 | 3.4±0.3 | 0.88±0.20 | 1.6±0.25 | 1 |
| TMPF0431HC | 4.2±0.2 | 4.2±0.2 | 2.9±0.2 | 3.3±0.3 | 0.82±0.15 | 2.4±0.25 | 2 |
| | | | | | | | |
| TMPF0502A-ABD | 6.0±0.2 | 5.7±0.2 | 1.9±0.2 | 4.3±0.3 | 1.1±0.20 | 2.3±0.25 | 1 |
| TMPF0521HC | 5.5±0.2 | 5.3±0.2 | 1.9±0.2 | 4.3±0.3 | 1.0±0.15 | 3.3±0.25 | 2 |
| TMPF0503A-ABD | 6.0±0.2 | 5.7±0.2 | 2.9±0.2 | 4.3±0.3 | 1.1±0.20 | 2.3±0.25 | 1 |
| TMPF0531HC | 5.5±0.2 | 5.3±0.2 | 2.9±0.2 | 4.3±0.3 | 1.0±0.15 | 3.3±0.25 | 2 |
| TMPF0505LR-ABD | 6.0±0.2 | 5.7±0.2 | 4.8±0.2 | 4.3±0.3 | 1.1±0.20 | 2.3±0.25 | 1 |
| TMPF0505HC | 5.5±0.2 | 5.3±0.2 | 4.8±0.2 | 4.3±0.3 | 1.0±0.15 | 3.3±0.25 | 2 |
| | | | | | | | |
| TMPF0621HC | 6.8±0.2 | 6.6±0.2 | 1.9±0.2 | 5.1±0.3 | 1.25±0.15 | 4.1±0.25 | 2 |
| TMPF0631HC | 6.8±0.2 | 6.6±0.2 | 2.9±0.2 | 5.1±0.3 | 1.25±0.15 | 4.1±0.25 | 2 |
| TMPF0603A-ABD | 7.2±0.2 | 6.9±0.2 | 2.8±0.2 | 5.3±0.3 | 1.4±0.20 | 2.6±0.25 | 1 |
| TMPF0604A-ABD | 7.2±0.2 | 6.9±0.2 | 3.8±0.2 | 5.5±0.3 | 1.4±0.20 | 2.6±0.25 | 1 |
| TMPF0605A-ABD | 7.2±0.2 | 6.9±0.2 | 4.8±0.2 | 5.3±0.3 | 1.4±0.20 | 2.6±0.25 | 1 |
| TMPF0606A-ABD | 7.2±0.2 | 6.9±0.2 | 5.8±0.2 | 5.3±0.3 | 1.4±0.20 | 2.6±0.25 | 1 |
| TMPF0606LR-ABD | 7.2±0.2 | 6.9±0.2 | 5.8±0.2 | 5.3±0.3 | 1.4±0.20 | 2.6±0.25 | 1 |
| | | | | | | | |
| TMPF0702A-ABD | 8.4±0.3 | 8.0±0.3 | 1.85±0.2 | 6.2±0.3 | 1.75±0.20 | 3.15±0.25 | 1 |
| TMPF0703A-ABD | 8.4±0.3 | 8.0±0.3 | 2.9±0.2 | 6.2±0.3 | 1.75±0.20 | 3.15±0.25 | 1 |
| TMPF0705A-ABD | 8.4±0.3 | 8.0±0.3 | 4.8±0.2 | 6.2±0.3 | 1.75±0.20 | 3.15±0.25 | 1 |
| TMPF0707A-ABD | 8.4±0.3 | 8.0±0.3 | 6.7±0.3 | 6.2±0.3 | 1.75±0.20 | 3.15±0.25 | 1 |
| | | | | | | | |
| TMPF0808A-ABD | 8.9±0.3 | 8.5±0.3 | 7.7±0.3 | 6.9±0.4 | 1.8±0.20 | 3.5±0.30 | 1 |
| | | | | | | | |
| TMPF1006A-ABD | 11.9±0.3 | 11.0±0.3 | 5.7±0.3 | 8.8±0.5 | 2.4±0.20 | 4.5±0.30 | 1 |
| TMPF1006HC | 11.9±0.3 | 11.0±0.3 | 5.7±0.3 | 8.5±0.5 | 2.2±0.15 | 6.7±0.25 | 2 |
| | | | | | | | |
| TMPF1010A-ABD | 11.9±0.3 | 11.0±0.3 | 9.7±0.3 | 9.3±0.5 | 2.4±0.20 | 4.4±0.30 | 1 |
| | | | | | | | |
| TMPF1508A-ABD | 17.5±0.3 | 16.5±0.3 | 7.7±0.3 | 13.2±0.5 | 3.2±0.20 | 7.0±0.30 | 1 |
| TMPF1510A-ABD | 17.5±0.3 | 16.5±0.3 | 9.7±0.3 | 13.2±0.5 | 3.2±0.20 | 7.0±0.30 | 1 |
| TMPF1513A-ABD | 17.5±0.3 | 16.5±0.3 | 12.7±0.3 | 13.2±0.5 | 3.2±0.20 | 7.0±0.30 | 1 |

# TMPF Series




Halogen-free RoHS

## ■ Specifications

1717 inch AxBxC=4.40x4.40,C=2.10(Max.) Unit : mm Operating Temperature:-40~+125℃

| Part Number | Inductance (uH) | Tolerance (%) | Test Frequency (Hz) | DCR (mΩ) typ. | DCR (mΩ) max. | I sat (A) typ. | I sat (A) max. | I rms (A)20℃ rise | I rms (A) 40℃ rise | Fig. |
|---|---|---|---|---|---|---|---|---|---|---|
| TMPF0402A-R10MN-ABD | 0.10 | ±20 | 1V/100K | 2.2 | 2.42 | 38.0 | 33.0 | 13.5 | 18.0 | 1 |
| TMPF0402A-R22MN-ABD | 0.22 | ±20 | 1V/100K | 4.1 | 4.6 | 19.5 | 18.8 | 13.0 | 16.8 | 1 |
| TMPF0402A-R33MN-ABD | 0.33 | ±20 | 1V/100K | 5.0 | 5.5 | 18.0 | 16.5 | 12.0 | 15.5 | 1 |
| TMPF0402A-R36MN-ABD | 0.36 | ±20 | 1V/100K | 5.6 | 6.3 | 17.0 | 15.0 | 11.0 | 14.5 | 1 |
| TMPF0402A-R40MN-ABD | 0.40 | ±20 | 1V/100K | 6.9 | 7.73 | 15.5 | 13.5 | 10.0 | 14.0 | 1 |
| TMPF0402A-R47MN-ABD | 0.47 | ±20 | 1V/100K | 7.8 | 8.58 | 14.5 | 13.0 | 9.0 | 12.5 | 1 |
| TMPF0402A-R56MN-ABD | 0.56 | ±20 | 1V/100K | 8.4 | 9.3 | 14.0 | 12.6 | 8.5 | 12.0 | 1 |
| TMPF0402A-R60MN-ABD | 0.60 | ±20 | 1V/100K | 8.6 | 9.52 | 13.7 | 12.3 | 8.0 | 11.7 | 1 |
| TMPF0402A-R72MN-ABD | 0.72 | ±20 | 1V/100K | 10.4 | 11.6 | 12.0 | 10.6 | 7.6 | 10.5 | 1 |
| TMPF0402A-1R0MN-ABD | 1.00 | ±20 | 1V/100K | 13.3 | 14.6 | 9.6 | 8.8 | 6.8 | 9.6 | 1 |
| TMPF0402A-1R2MN-ABD | 1.20 | ±20 | 1V/100K | 16.2 | 17.9 | 9.0 | 7.8 | 6.6 | 9.0 | 1 |
| TMPF0402A-1R5MN-ABD | 1.50 | ±20 | 1V/100K | 21.0 | 23.5 | 8.0 | 7.4 | 5.8 | 7.6 | 1 |
| TMPF0402A-1R8MN-ABD | 1.80 | ±20 | 1V/100K | 25.0 | 28.0 | 7.5 | 7.0 | 5.2 | 7.0 | 1 |

1717 inch AxBxC=4.40x4.40,C=2.10(Max.) Unit : mm Operating Temperature:-40~+125℃

| Part Number | Inductance (uH) | Tolerance (%) | Test Frequency (Hz) | DCR (mΩ) typ. | DCR (mΩ) max. | I sat (A) typ. | I sat (A) max. | I rms (A)20℃ rise | I rms (A) 40℃ rise | Fig. |
|---|---|---|---|---|---|---|---|---|---|---|
| TMPF0402LR-R47MN-ABD | 0.47 | ±20 | 1V/100K | 6.00 | 6.80 | 14.00 | 12.50 | 9.80 | 13.20 | 1 |
| TMPF0402LR-R56MN-ABD | 0.56 | ±20 | 1V/100K | 6.90 | 7.80 | 13.00 | 11.30 | 9.50 | 12.60 | 1 |
| TMPF0402LR-R60MN-ABD | 0.60 | ±20 | 1V/100K | 6.90 | 7.80 | 12.80 | 11.10 | 9.40 | 12.40 | 1 |
| TMPF0402LR-R68MN-ABD | 0.68 | ±20 | 1V/100K | 7.30 | 8.20 | 11.60 | 10.00 | 9.20 | 12.00 | 1 |
| TMPF0402LR-R82MN-ABD | 0.82 | ±20 | 1V/100K | 8.60 | 9.50 | 10.20 | 9.00 | 8.50 | 11.50 | 1 |
| TMPF0402LR-1R0MN-ABD | 1.00 | ±20 | 1V/100K | 10.60 | 11.70 | 9.20 | 8.00 | 8.00 | 11.00 | 1 |
| TMPF0402LR-1R2MN-ABD | 1.20 | ±20 | 1V/100K | 12.20 | 13.40 | 8.60 | 7.50 | 7.20 | 9.50 | 1 |
| TMPF0402LR-1R5MN-ABD | 1.50 | ±20 | 1V/100K | 14.40 | 15.80 | 7.50 | 6.70 | 6.70 | 9.10 | 1 |
| TMPF0402LR-2R0MN-ABD | 2.00 | ±20 | 1V/100K | 21.15 | 23.30 | 6.20 | 5.00 | 6.20 | 8.20 | 1 |
| TMPF0402LR-2R2MN-ABD | 2.20 | ±20 | 1V/100K | 21.35 | 23.50 | 6.00 | 4.80 | 6.00 | 8.00 | 1 |

# TMPF Series




Halogen-free RoHS

## ■ Specifications

1717inch AxBxC=4.20x4.20,C=2.10(Max.) Unit : mm Operating Temperature:-40~+125℃

| Part Number | Inductance (uH) | Tolerance (%) | Test Frequency (Hz) | DCR (mΩ) typ. | DCR (mΩ) max. | I sat (A) typ. | I sat (A) max. | I rms (A) typ. | I rms (A) max. | Fig. |
|---|---|---|---|---|---|---|---|---|---|---|
| TMPF0421HC-R042MD-D | 0.042 | ±20 | 1V/100K | 0.83 | 1.0 | 52.0 | 48.0 | 40.0 | 36.0 | 2 |
| TMPF0421HC-R10MD-D | 0.10 | ±20 | 1V/100K | 1.2 | 1.5 | 34.0 | 31.0 | 34.0 | 31.0 | 2 |
| TMPF0421HC-R22MD-D | 0.22 | ±20 | 1V/100K | 2.2 | 2.64 | 25.0 | 22.0 | 26.0 | 23.0 | 2 |
| TMPF0421HC-R33MD-D | 0.33 | ±20 | 1V/100K | 3.5 | 4.2 | 20.0 | 18.0 | 22.0 | 19.0 | 2 |
| TMPF0421HC-R47MD-D | 0.47 | ±20 | 1V/100K | 4.2 | 5.1 | 17.0 | 15.0 | 19.0 | 16.0 | 2 |
| TMPF0421HC-R56MD-D | 0.56 | ±20 | 1V/100K | 4.7 | 5.6 | 15.5 | 13.5 | 18.5 | 15.0 | 2 |
| TMPF0421HC-R60MD-D | 0.60 | ±20 | 1V/100K | 5.1 | 5.9 | 15.0 | 13.0 | 18.0 | 14.0 | 2 |
| TMPF0421HC-R68MD-D | 0.68 | ±20 | 1V/100K | 6.1 | 7.0 | 12.0 | 10.5 | 15.0 | 12.0 | 2 |
| TMPF0421HC-R82MD-D | 0.82 | ±20 | 1V/100K | 7.7 | 8.6 | 11.5 | 10.0 | 14.0 | 11.5 | 2 |
| TMPF0421HC-1R0MD-D | 1.0 | ±20 | 1V/100K | 8.1 | 9.0 | 9.5 | 8.5 | 12.5 | 10.5 | 2 |
| TMPF0421HC-1R2MD-D | 1.2 | ±20 | 1V/100K | 10.5 | 11.8 | 9.0 | 8.0 | 11.5 | 9.5 | 2 |
| TMPF0421HC-1R5MD-D | 1.5 | ±20 | 1V/100K | 13.0 | 14.3 | 8.5 | 7.5 | 10.5 | 9.0 | 2 |
| TMPF0421HC-2R0MD-D | 2.0 | ±20 | 1V/100K | 17.8 | 20.0 | 7.0 | 6.0 | 8.5 | 7.5 | 2 |
| TMPF0421HC-2R2MD-D | 2.2 | ±20 | 1V/100K | 19.5 | 21.5 | 6.2 | 5.7 | 8.0 | 7.0 | 2 |
| TMPF0421HC-3R3MD-D | 3.3 | ±20 | 1V/100K | 30.8 | 34.0 | 5.5 | 5.0 | 6.6 | 5.6 | 2 |
| TMPF0421HC-4R7MD-D | 4.7 | ±20 | 1V/100K | 40.0 | 44.0 | 4.8 | 4.3 | 5.7 | 5.2 | 2 |

1717inch AxBxC=4.20x4.20,C=2.50(Max.) Unit : mm Operating Temperature:-40~+125℃

| Part Number | Inductance (uH) | Tolerance (%) | Test Frequency (Hz) | DCR (mΩ) typ. | DCR (mΩ) max. | I sat (A) typ. | I sat (A) max. | I rms (A) typ. | I rms (A) max. | Fig. |
|---|---|---|---|---|---|---|---|---|---|---|
| TMPF0425HC-R13MD-D | 0.13 | ±20 | 1V/100K | 1.4 | 1.7 | 35.0 | 32.0 | 32.0 | 29.0 | 2 |
| TMPF0425HC-R24MD-D | 0.24 | ±20 | 1V/100K | 2.1 | 2.5 | 30.0 | 27.0 | 25.0 | 22.0 | 2 |
| TMPF0425HC-R33MD-D | 0.33 | ±20 | 1V/100K | 2.7 | 3.2 | 23.0 | 20.0 | 22.0 | 20.0 | 2 |
| TMPF0425HC-R47MD-D | 0.47 | ±20 | 1V/100K | 3.7 | 4.5 | 19.0 | 17.0 | 20.0 | 18.0 | 2 |
| TMPF0425HC-R56MD-D | 0.56 | ±20 | 1V/100K | 4.4 | 4.9 | 17.0 | 15.0 | 18.0 | 16.0 | 2 |
| TMPF0425HC-R68MD-D | 0.68 | ±20 | 1V/100K | 5.1 | 5.9 | 13.8 | 13.0 | 16.5 | 15.0 | 2 |
| TMPF0425HC-R72MD-D | 0.72 | ±20 | 1V/100K | 5.2 | 6.0 | 13.0 | 12.0 | 16.0 | 14.7 | 2 |
| TMPF0425HC-R82MD-D | 0.82 | ±20 | 1V/100K | 6.0 | 6.9 | 12.5 | 11.5 | 14.5 | 13.0 | 2 |
| TMPF0425HC-1R0MD-D | 1.0 | ±20 | 1V/100K | 7.1 | 8.2 | 11.0 | 10.0 | 13.0 | 11.5 | 2 |
| TMPF0425HC-1R5MD-D | 1.5 | ±20 | 1V/100K | 10.5 | 12.0 | 10.0 | 9.0 | 11.0 | 9.5 | 2 |
| TMPF0425HC-2R2MD-D | 2.2 | ±20 | 1V/100K | 15.5 | 17.0 | 7.3 | 6.3 | 9.0 | 8.0 | 2 |
| TMPF0425HC-3R3MD-D | 3.3 | ±20 | 1V/100K | 24.5 | 27.0 | 5.7 | 5.2 | 7.0 | 6.0 | 2 |
| TMPF0425HC-4R7MD-D | 4.7 | ±20 | 1V/100K | 33.0 | 36.3 | 5.0 | 4.5 | 6.0 | 5.0 | 2 |

# TMPF Series




Halogen-free RoHS

## ■ Specifications

1717 inch AxBxC=4.40x4.40,C=2.80(Max.) Unit : mm Operating Temperature:-40~+125℃

| Part Number | Inductance (uH) | Tolerance (%) | Test Frequency (Hz) | DCR (mΩ) typ. | DCR (mΩ) max. | I sat (A) typ. | I sat (A) max. | I rms (A)20℃ rise | I rms (A) 40℃ rise | Fig. |
|---|---|---|---|---|---|---|---|---|---|---|
| TMPF0403LR-R90MN-ABD | 0.90 | ±20 | 1V/100K | 9.1 | 10.1 | 10.0 | 9.2 | 8.2 | 11.2 | 1 |
| TMPF0403LR-1R0MN-ABD | 1.00 | ±20 | 1V/100K | 9.1 | 10.1 | 9.8 | 9.0 | 8.0 | 11.0 | 1 |
| TMPF0403LR-1R5MN-ABD | 1.50 | ±20 | 1V/100K | 12.0 | 13.2 | 8.0 | 7.0 | 7.0 | 9.0 | 1 |
| TMPF0403LR-2R2MN-ABD | 2.20 | ±20 | 1V/100K | 20.5 | 22.6 | 7.0 | 6.1 | 6.0 | 7.8 | 1 |
| TMPF0403LR-3R3MN-ABD | 3.30 | ±20 | 1V/100K | 26.0 | 28.6 | 6.2 | 5.3 | 5.0 | 6.6 | 1 |

1717inch AxBxC=4.20x4.20,C=3.10(Max.) Unit : mm Operating Temperature:-40~+125℃

| Part Number | Inductance (uH) | Tolerance (%) | Test Frequency (Hz) | DCR (mΩ) typ. | DCR (mΩ) max. | I sat (A) typ. | I sat (A) max. | I rms (A) typ. | I rms (A) max. | Fig. |
|---|---|---|---|---|---|---|---|---|---|---|
| TMPF0431HC-R13MD-D | 0.13 | ±20 | 1V/100K | 1.3 | 1.6 | 30.0 | 27.0 | 32.0 | 29.0 | 2 |
| TMPF0431HC-R24MD-D | 0.24 | ±20 | 1V/100K | 2.0 | 2.4 | 22.0 | 20.0 | 26.0 | 23.0 | 2 |
| TMPF0431HC-R35MD-D | 0.35 | ±20 | 1V/100K | 2.6 | 3.0 | 20.0 | 18.0 | 24.0 | 21.0 | 2 |
| TMPF0431HC-R47MD-D | 0.47 | ±20 | 1V/100K | 3.3 | 3.8 | 16.0 | 13.5 | 22.0 | 19.0 | 2 |
| TMPF0431HC-R80MD-D | 0.80 | ±20 | 1V/100K | 4.9 | 5.5 | 13.5 | 11.5 | 15.0 | 13.0 | 2 |
| TMPF0431HC-1R0MD-D | 1.0 | ±20 | 1V/100K | 6.5 | 7.2 | 11.5 | 10.0 | 13.0 | 11.0 | 2 |
| TMPF0431HC-1R5MD-D | 1.5 | ±20 | 1V/100K | 9.5 | 10.5 | 9.0 | 8.0 | 11.0 | 9.5 | 2 |
| TMPF0431HC-2R2MD-D | 2.2 | ±20 | 1V/100K | 13.2 | 15.0 | 7.5 | 6.5 | 9.0 | 8.0 | 2 |
| TMPF0431HC-3R3MD-D | 3.3 | ±20 | 1V/100K | 19.0 | 21.9 | 6.0 | 5.5 | 8.0 | 7.0 | 2 |
| TMPF0431HC-4R7MD-D | 4.7 | ±20 | 1V/100K | 28.5 | 31.5 | 5.2 | 4.7 | 6.6 | 5.6 | 2 |
| TMPF0431HC-6R8MD-D | 6.8 | ±20 | 1V/100K | 43.5 | 47.9 | 4.5 | 4.2 | 4.9 | 4.3 | 2 |
| TMPF0431HC-8R2MD-D | 8.2 | ±20 | 1V/100K | 50.6 | 55.7 | 4.0 | 3.7 | 4.3 | 3.8 | 2 |

2423 inch AxBxC=6.00x5.70,C=2.10(Max.) Unit : mm Operating Temperature:-40~+125℃

| Part Number | Inductance (uH) | Tolerance (%) | Test Frequency (Hz) | DCR (mΩ) typ. | DCR (mΩ) max. | I sat (A) typ. | I sat (A) max. | I rms (A)20℃ rise | I rms (A) 40℃ rise | Fig. |
|---|---|---|---|---|---|---|---|---|---|---|
| TMPF0502A-R15MN-ABD | 0.15 | ±20 | 1V/100K | 4.00 | 4.60 | 30.0 | 27.0 | 13.9 | 18.8 | 1 |
| TMPF0502A-R33MN-ABD | 0.33 | ±20 | 1V/100K | 6.10 | 7.00 | 26.0 | 24.0 | 10.5 | 14.4 | 1 |
| TMPF0502A-R47MN-ABD | 0.47 | ±20 | 1V/100K | 7.00 | 8.05 | 22.0 | 20.0 | 10.1 | 14.1 | 1 |
| TMPF0502A-R56MN-ABD | 0.56 | ±20 | 1V/100K | 8.70 | 9.54 | 19.0 | 16.0 | 9.9 | 13.9 | 1 |
| TMPF0502A-R68MN-ABD | 0.68 | ±20 | 1V/100K | 8.90 | 10.2 | 16.0 | 14.0 | 9.6 | 13.4 | 1 |
| TMPF0502A-R82MN-ABD | 0.82 | ±20 | 1V/100K | 11.0 | 12.7 | 15.0 | 13.0 | 8.5 | 12.0 | 1 |
| TMPF0502A-1R0MN-ABD | 1.00 | ±20 | 1V/100K | 12.0 | 13.8 | 14.5 | 12.8 | 7.5 | 10.5 | 1 |
| TMPF0502A-1R5MN-ABD | 1.50 | ±20 | 1V/100K | 16.2 | 18.7 | 13.3 | 11.7 | 6.4 | 8.80 | 1 |

# TMPF Series




Halogen-free RoHS

## ■ Specifications

**2221inch AxBxC=5.50x5.3,C=2.10(Max.) Unit : mm** — **Operating Temperature:-40~+125℃**

| Part Number | Inductance (uH) | Tolerance (%) | Test Frequency (Hz) | DCR (mΩ) typ. | DCR (mΩ) max. | I sat (A) typ. | I sat (A) max. | I rms (A) typ. | I rms (A) max. | Fig. |
|---|---|---|---|---|---|---|---|---|---|---|
| TMPF0521HC-R16MD-D | 0.16 | ±20 | 1V/100K | 1.8 | 2.1 | 37.0 | 33.0 | 30.0 | 26.0 | 2 |
| TMPF0521HC-R33MD-D | 0.33 | ±20 | 1V/100K | 2.7 | 3.2 | 30.0 | 26.0 | 25.0 | 22.0 | 2 |
| TMPF0521HC-R47MD-D | 0.47 | ±20 | 1V/100K | 3.9 | 4.3 | 23.0 | 20.0 | 22.1 | 19.0 | 2 |
| TMPF0521HC-R56MD-D | 0.56 | ±20 | 1V/100K | 4.3 | 4.9 | 21.0 | 18.0 | 19.5 | 17.0 | 2 |
| TMPF0521HC-R68MD-D | 0.6.8 | ±20 | 1V/100K | 5.5 | 6.1 | 20.0 | 17.0 | 18.0 | 16.0 | 2 |
| TMPF0521HC-R82MD-D | 0.82 | ±20 | 1V/100K | 5.8 | 6.7 | 17.5 | 15.5 | 17.1 | 15.2 | 2 |
| TMPF0521HC-1R0MD-D | 1.0 | ±20 | 1V/100K | 7.7 | 8.7 | 16.0 | 15.0 | 15.0 | 13.0 | 2 |
| TMPF0521HC-1R2MD-D | 1.2 | ±20 | 1V/100K | 8.8 | 10.1 | 14.5 | 13.0 | 13.3 | 11.5 | 2 |
| TMPF0521HC-1R5MD-D | 1.5 | ±20 | 1V/100K | 11.6 | 13.2 | 14.0 | 12.5 | 12.8 | 11.0 | 2 |
| TMPF0521HC-1R8MD-D | 1.8 | ±20 | 1V/100K | 14.5 | 16.2 | 12.5 | 11.0 | 11.7 | 9.8 | 2 |
| TMPF0521HC-2R2MD-D | 2.2 | ±20 | 1V/100K | 16.0 | 18.5 | 11.0 | 9.8 | 10.7 | 9.2 | 2 |
| TMPF0521HC-3R3MD-D | 3.3 | ±20 | 1V/100K | 23.0 | 26.5 | 9.0 | 8.0 | 9.4 | 7.8 | 2 |
| TMPF0521HC-4R7MD-D | 4.7 | ±20 | 1V/100K | 36.0 | 41.5 | 7.0 | 6.0 | 7.9 | 6.5 | 2 |

**2423 inch AxBxC=6.00x5.70,C=3.10(Max.) Unit : mm** — **Operating Temperature:-40~+125℃**

| Part Number | Inductance (uH) | Tolerance (%) | Test Frequency (Hz) | DCR (mΩ) typ. | DCR (mΩ) max. | I sat (A) typ. | I sat (A) max. | I rms (A)20℃ rise | I rms (A) 40℃ rise | Fig. |
|---|---|---|---|---|---|---|---|---|---|---|
| TMPF0503A-R15MN-ABD | 0.15 | ±20 | 1V/100K | 2.10 | 2.31 | 36.0 | 32.5 | 14.3 | 22.2 | 1 |
| TMPF0503A-R16MN-ABD | 0.16 | ±20 | 1V/100K | 2.12 | 2.33 | 35.0 | 32.0 | 14.2 | 22.2 | 1 |
| TMPF0503A-R28MN-ABD | 0.28 | ±20 | 1V/100K | 3.00 | 3.30 | 32.0 | 28.0 | 14.0 | 19.0 | 1 |
| TMPF0503A-R33MN-ABD | 0.33 | ±20 | 1V/100K | 3.20 | 3.52 | 28.0 | 26.0 | 13.8 | 19.2 | 1 |
| TMPF0503A-R47MN-ABD | 0.47 | ±20 | 1V/100K | 3.75 | 4.13 | 26.0 | 24.0 | 13.7 | 18.4 | 1 |
| TMPF0503A-R56MN-ABD | 0.56 | ±20 | 1V/100K | 4.05 | 4.52 | 22.2 | 20.2 | 13.6 | 17.7 | 1 |
| TMPF0503A-R60MN-ABD | 0.60 | ±20 | 1V/100K | 4.11 | 4.52 | 22.0 | 20.0 | 13.6 | 17.7 | 1 |
| TMPF0503A-R80MN-ABD | 0.80 | ±20 | 1V/100K | 5.14 | 5.65 | 20.0 | 18.0 | 10.1 | 13.1 | 1 |
| TMPF0503A-R82MN-ABD | 0.82 | ±20 | 1V/100K | 5.25 | 5.78 | 19.7 | 17.6 | 9.90 | 12.9 | 1 |
| TMPF0503A-1R0MN-ABD | 1.00 | ±20 | 1V/100K | 6.90 | 7.60 | 16.5 | 14.3 | 9.00 | 12.2 | 1 |
| TMPF0503A-1R2MN-ABD | 1.20 | ±20 | 1V/100K | 8.80 | 9.70 | 15.0 | 13.5 | 8.50 | 11.0 | 1 |
| TMPF0503A-1R5MN-ABD | 1.50 | ±20 | 1V/100K | 10.1 | 11.2 | 14.0 | 12.5 | 8.00 | 10.5 | 1 |
| TMPF0503A-1R8MN-ABD | 1.80 | ±20 | 1V/100K | 11.5 | 12.7 | 12.3 | 11.3 | 7.60 | 10.1 | 1 |
| TMPF0503A-2R2MN-ABD | 2.20 | ±20 | 1V/100K | 13.2 | 14.5 | 10.0 | 9.0 | 7.20 | 9.70 | 1 |
| TMPF0503A-3R3MN-ABD | 3.30 | ±20 | 1V/100K | 21.0 | 23.1 | 9.5 | 8.7 | 5.90 | 8.10 | 1 |
| TMPF0503A-3R6MN-ABD | 3.60 | ±20 | 1V/100K | 25.0 | 27.5 | 9.0 | 7.9 | 4.60 | 6.50 | 1 |
| TMPF0503A-4R7MN-ABD | 4.70 | ±20 | 1V/100K | 33.0 | 36.3 | 8.2 | 7.0 | 4.30 | 5.90 | 1 |

# TMPF Series




Halogen-free RoHS

## ■ Specifications

2221inch AxBxC=5.50x5.3,C=3.10(Max.) Unit : mm Operating Temperature:-40~+125℃

| Part Number | Inductance (uH) | Tolerance (%) | Test Frequency (Hz) | DCR (mΩ) typ. | DCR (mΩ) max. | I sat (A) typ. | I sat (A) max. | I rms (A) typ. | I rms (A) max. | Fig. |
|---|---|---|---|---|---|---|---|---|---|---|
| TMPF0531HC-R18MD-D | 0.18 | ±20 | 1V/100K | 1.3 | 1.6 | 45.0 | 40.0 | 34.0 | 30.0 | 2 |
| TMPF0531HC-R33MD-D | 0.33 | ±20 | 1V/100K | 1.8 | 2.2 | 35.0 | 30.0 | 32.0 | 28.0 | 2 |
| TMPF0531HC-R40MD-D | 0.40 | ±20 | 1V/100K | 2.2 | 2.7 | 31.0 | 27.0 | 27.0 | 24.0 | 2 |
| TMPF0531HC-R50MD-D | 0.50 | ±20 | 1V/100K | 2.5 | 3.0 | 28.0 | 25.0 | 25.0 | 22.0 | 2 |
| TMPF0531HC-R52MD-D | 0.52 | ±20 | 1V/100K | 2.5 | 3.0 | 27.0 | 24.0 | 25.0 | 22.0 | 2 |
| TMPF0531HC-R56MD-D | 0.56 | ±20 | 1V/100K | 2.6 | 3.2 | 26.0 | 23.0 | 24.0 | 21.0 | 2 |
| TMPF0531HC-R60MD-D | 0.60 | ±20 | 1V/100K | 2.6 | 3.2 | 25.0 | 22.0 | 23.0 | 20.0 | 2 |
| TMPF0531HC-R68MD-D | 0.68 | ±20 | 1V/100K | 3.5 | 4.2 | 23.0 | 20.0 | 22.0 | 19.0 | 2 |
| TMPF0531HC-R70MD-D | 0.70 | ±20 | 1V/100K | 3.5 | 4.2 | 22.0 | 19.0 | 21.0 | 18.0 | 2 |
| TMPF0531HC-R87MD-D | 0.87 | ±20 | 1V/100K | 4.2 | 5.1 | 21.0 | 18.0 | 20.0 | 17.0 | 2 |
| TMPF0531HC-R90MD-D | 0.90 | ±20 | 1V/100K | 4.2 | 5.1 | 20.0 | 17.0 | 19.0 | 16.0 | 2 |
| TMPF0531HC-1R0MD-D | 1.0 | ±20 | 1V/100K | 4.8 | 5.8 | 19.0 | 16.0 | 18.0 | 15.0 | 2 |
| TMPF0531HC-1R2MD-D | 1.2 | ±20 | 1V/100K | 5.0 | 6.0 | 18.0 | 15.0 | 17.0 | 14.0 | 2 |
| TMPF0531HC-1R5MD-D | 1.5 | ±20 | 1V/100K | 6.7 | 7.8 | 16.0 | 14.0 | 15.0 | 13.0 | 2 |
| TMPF0531HC-1R8MD-D | 1.8 | ±20 | 1V/100K | 7.5 | 8.7 | 14.0 | 12.0 | 14.5 | 11.5 | 2 |
| TMPF0531HC-2R0MD-D | 2.0 | ±20 | 1V/100K | 8.6 | 9.9 | 13.0 | 11.5 | 13.5 | 11.0 | 2 |
| TMPF0531HC-2R2MD-D | 2.2 | ±20 | 1V/100K | 9.2 | 10.6 | 12.5 | 11.0 | 13.0 | 11.0 | 2 |
| TMPF0531HC-3R3MD-D | 3.3 | ±20 | 1V/100K | 14.0 | 16.1 | 11.0 | 10.0 | 10.5 | 9.0 | 2 |
| TMPF0531HC-4R7MD-D | 4.7 | ±20 | 1V/100K | 21.5 | 24.5 | 9.0 | 8.0 | 8.8 | 7.5 | 2 |
| TMPF0531HC-5R6MD-D | 5.6 | ±20 | 1V/100K | 23.5 | 26.3 | 8.0 | 7.0 | 8.0 | 6.5 | 2 |
| TMPF0531HC-6R8MD-D | 6.8 | ±20 | 1V/100K | 29.2 | 32.1 | 7.5 | 6.5 | 7.3 | 6.0 | 2 |
| TMPF0531HC-8R2MD-D | 8.2 | ±20 | 1V/100K | 36.0 | 40.4 | 6.5 | 5.5 | 6.5 | 5.5 | 2 |

2423 inch AxBxC=6.00x5.70,C=5.00(Max.) Unit : mm Operating Temperature:-40~+125℃

| Part Number | Inductance (uH) | Tolerance (%) | Test Frequency (Hz) | DCR (mΩ) typ. | DCR (mΩ) max. | I sat (A) typ. | I sat (A) max. | I rms (A)20℃ rise | I rms (A) 40℃ rise | Fig. |
|---|---|---|---|---|---|---|---|---|---|---|
| TMPF0505LR-2R2MN-ABD | 2.2 | ±20 | 0.1V/100K | 8.5 | 9.4 | 11.0 | 10.0 | 9.8 | 13.8 | 1 |
| TMPF0505LR-3R3MN-ABD | 3.3 | ±20 | 0.1V/100K | 11.2 | 12.3 | 10.0 | 9.0 | 7.5 | 10.0 | 1 |
| TMPF0505LR-4R7MN-ABD | 4.70 | ±20 | 0.1V/100K | 19.0 | 21.0 | 8.80 | 7.40 | 5.90 | 8.10 | 1 |
| TMPF0505LR-5R6MN-ABD | 5.60 | ±20 | 0.1V/100K | 22.0 | 24.2 | 8.60 | 7.20 | 5.30 | 7.20 | 1 |
| TMPF0505LR-6R8MN-ABD | 6.80 | ±20 | 0.1V/100K | 26.0 | 28.6 | 7.80 | 6.60 | 4.80 | 6.40 | 1 |
| TMPF0505LR-8R2MN-ABD | 8.20 | ±20 | 0.1V/100K | 29.5 | 32.5 | 7.20 | 6.10 | 4.60 | 6.10 | 1 |

# TMPF Series




Halogen-free RoHS

## ■ Specifications

**2221inch AxBxC=5.50x5.3,C=5.00(Max.) Unit : mm** — **Operating Temperature:-40~+125℃**

| Part Number | Inductance (uH) | Tolerance (%) | Test Frequency (Hz) | DCR (mΩ) typ. | DCR (mΩ) max. | I sat (A) typ. | I sat (A) max. | I rms (A) typ. | I rms (A) max. | Fig. |
|---|---|---|---|---|---|---|---|---|---|---|
| TMPF0505HC-R18MD-D | 0.18 | ±20 | 1V/100K | 1.1 | 1.4 | 40.0 | 36.0 | 35.0 | 31.0 | 2 |
| TMPF0505HC-R22MD-D | 0.22 | ±20 | 1V/100K | 1.3 | 1.6 | 35.0 | 31.0 | 31.0 | 27.0 | 2 |
| TMPF0505HC-R33MD-D | 0.33 | ±20 | 1V/100K | 1.6 | 2.0 | 34.0 | 30.0 | 30.0 | 26.0 | 2 |
| TMPF0505HC-R56MD-D | 0.56 | ±20 | 1V/100K | 2.4 | 2.9 | 26.0 | 24.0 | 25.0 | 23.0 | 2 |
| TMPF0505HC-1R0MD-D | 1.0 | ±20 | 1V/100K | 3.3 | 3.9 | 19.0 | 17.0 | 21.0 | 18.0 | 2 |
| TMPF0505HC-1R5MD-D | 1.5 | ±20 | 1V/100K | 4.6 | 5.6 | 15.0 | 13.0 | 18.0 | 16.0 | 2 |
| TMPF0505HC-2R2MD-D | 2.2 | ±20 | 1V/100K | 7.4 | 8.2 | 12.5 | 11.0 | 15.0 | 13.0 | 2 |
| TMPF0505HC-3R3MD-D | 3.3 | ±20 | 1V/100K | 10.0 | 11.5 | 11.0 | 10.0 | 12.5 | 11.0 | 2 |
| TMPF0505HC-4R7MD-D | 4.7 | ±20 | 1V/100K | 14.1 | 16.0 | 9.5 | 8.5 | 10.0 | 8.5 | 2 |
| TMPF0505HC-5R6MD-D | 5.6 | ±20 | 1V/100K | 17.5 | 19.3 | 8.2 | 7.5 | 8.2 | 7.5 | 2 |
| TMPF0505HC-6R8MD-D | 6.8 | ±20 | 1V/100K | 20.0 | 23.0 | 7.8 | 7.0 | 7.8 | 7.0 | 2 |
| TMPF0505HC-8R2MD-D | 8.2 | ±20 | 1V/100K | 24.5 | 27.5 | 7.3 | 6.5 | 7.3 | 6.5 | 2 |
| TMPF0505HC-100MD-D | 10.0 | ±20 | 1V/100K | 29.0 | 33.0 | 6.5 | 5.6 | 6.5 | 5.6 | 2 |
| TMPF0505HC-150MD-D | 15.0 | ±20 | 1V/100K | 50.0 | 55.0 | 5.5 | 4.7 | 5.0 | 4.5 | 2 |
| TMPF0505HC-220MD-D | 22.0 | ±20 | 1V/100K | 70.3 | 79.5 | 5.0 | 4.5 | 4.5 | 4.0 | 2 |

**2726inch AxBxC=6.80x6.60,C=2.10(Max.) Unit : mm** — **Operating Temperature:-40~+125℃**

| Part Number | Inductance (uH) | Tolerance (%) | Test Frequency (Hz) | DCR (mΩ) typ. | DCR (mΩ) max. | I sat (A) typ. | I sat (A) max. | I rms (A) typ. | I rms (A) max. | Fig. |
|---|---|---|---|---|---|---|---|---|---|---|
| TMPF0621HC-R18MD-D | 0.18 | ±20 | 1V/100K | 1.3 | 1.6 | 40.0 | 36.0 | 34.0 | 32.0 | 2 |
| TMPF0621HC-R22MD-D | 0.22 | ±20 | 1V/100K | 1.7 | 2.1 | 35.0 | 31.0 | 30.0 | 28.0 | 2 |
| TMPF0621HC-R33MD-D | 0.33 | ±20 | 1V/100K | 2.0 | 2.5 | 30.0 | 27.0 | 28.0 | 25.0 | 2 |
| TMPF0621HC-R47MD-D | 0.47 | ±20 | 1V/100K | 3.4 | 4.1 | 26.0 | 24.0 | 22.0 | 20.0 | 2 |
| TMPF0621HC-R56MD-D | 0.56 | ±20 | 1V/100K | 3.7 | 4.4 | 20.0 | 18.0 | 20.0 | 18.0 | 2 |
| TMPF0621HC-R68MD-D | 0.68 | ±20 | 1V/100K | 4.0 | 4.8 | 17.0 | 15.0 | 19.0 | 17.0 | 2 |
| TMPF0621HC-R82MD-D | 0.82 | ±20 | 1V/100K | 4.8 | 5.8 | 15.0 | 13.0 | 17.0 | 15.0 | 2 |
| TMPF0621HC-1R0MD-D | 1.0 | ±20 | 1V/100K | 5.8 | 7.0 | 14.0 | 12.0 | 15.0 | 13.0 | 2 |
| TMPF0621HC-1R5MD-D | 1.5 | ±20 | 1V/100K | 7.9 | 9.5 | 12.5 | 10.5 | 13.0 | 11.5 | 2 |
| TMPF0621HC-2R2MD-D | 2.2 | ±20 | 1V/100K | 12.5 | 14.4 | 10.0 | 9.0 | 11.5 | 10.5 | 2 |
| TMPF0621HC-3R3MD-D | 3.3 | ±20 | 1V/100K | 16.5 | 19.8 | 8.5 | 7.5 | 9.5 | 8.5 | 2 |
| TMPF0621HC-4R7MD-D | 4.7 | ±20 | 1V/100K | 23.5 | 28.2 | 7.5 | 6.5 | 8.0 | 7.0 | 2 |
| TMPF0621HC-5R6MD-D | 5.6 | ±20 | 1V/100K | 27.5 | 33.0 | 6.5 | 5.7 | 7.2 | 6.5 | 2 |
| TMPF0621HC-6R8MD-D | 6.8 | ±20 | 1V/100K | 38.0 | 45.6 | 5.3 | 4.7 | 6.5 | 5.8 | 2 |

# TMPF Series




Halogen-free RoHS

## ■ Specifications

**2726inch AxBxC=6.80x6.60,C=3.10(Max.) Unit : mm Operating Temperature:-40~+125℃**

| Part Number | Inductance (uH) | Tolerance (%) | Test Frequency (Hz) | DCR (mΩ) typ. | DCR (mΩ) max. | I sat (A) typ. | I sat (A) max. | I rms (A) typ. | I rms (A) max. | Fig. |
|---|---|---|---|---|---|---|---|---|---|---|
| TMPF0631HC-R18MD-D | 0.18 | ±20 | 1V/100K | 1.0 | 1.2 | 50.0 | 45.0 | 35.0 | 30.0 | 2 |
| TMPF0631HC-R22MD-D | 0.22 | ±20 | 1V/100K | 1.1 | 1.4 | 43.0 | 39.0 | 32.0 | 27.0 | 2 |
| TMPF0631HC-R33MD-D | 0.33 | ±20 | 1V/100K | 1.5 | 1.9 | 40.0 | 35.0 | 32.0 | 27.0 | 2 |
| TMPF0631HC-R47MD-D | 0.47 | ±20 | 1V/100K | 2.2 | 2.6 | 32.0 | 29.0 | 27.0 | 24.0 | 2 |
| TMPF0631HC-R56MD-D | 0.56 | ±20 | 1V/100K | 2.4 | 2.9 | 30.0 | 27.0 | 25.0 | 22.0 | 2 |
| TMPF0631HC-R68MD-D | 0.68 | ±20 | 1V/100K | 2.8 | 3.4 | 27.0 | 24.0 | 23.0 | 20.0 | 2 |
| TMPF0631HC-R82MD-D | 0.82 | ±20 | 1V/100K | 3.6 | 4.0 | 25.0 | 22.0 | 21.0 | 19.0 | 2 |
| TMPF0631HC-1R0MD-D | 1.0 | ±20 | 1V/100K | 4.2 | 4.9 | 22.0 | 19.0 | 19.0 | 17.0 | 2 |
| TMPF0631HC-1R5MD-D | 1.5 | ±20 | 1V/100K | 5.6 | 6.7 | 17.0 | 15.0 | 17.0 | 15.0 | 2 |
| TMPF0631HC-1R8MD-D | 1.8 | ±20 | 1V/100K | 6.8 | 8.2 | 15.0 | 13.0 | 15.0 | 13.0 | 2 |
| TMPF0631HC-2R2MD-D | 2.2 | ±20 | 1V/100K | 8.5 | 10.2 | 13.0 | 12.0 | 13.0 | 12.0 | 2 |
| TMPF0631HC-3R3MD-D | 3.3 | ±20 | 1V/100K | 12.0 | 14.4 | 11.0 | 10.0 | 11.0 | 10.0 | 2 |
| TMPF0631HC-4R7MD-D | 4.7 | ±20 | 1V/100K | 17.5 | 21.0 | 10.0 | 9.0 | 10.0 | 9.0 | 2 |
| TMPF0631HC-5R6MD-D | 5.6 | ±20 | 1V/100K | 20.5 | 24.1 | 9.0 | 8.3 | 9.0 | 8.3 | 2 |
| TMPF0631HC-6R8MD-D | 6.8 | ±20 | 1V/100K | 26.1 | 29.5 | 8.0 | 7.5 | 8.5 | 7.7 | 2 |
| TMPF0631HC-8R2MD-D | 8.2 | ±20 | 1V/100K | 32.0 | 36.8 | 7.0 | 6.5 | 7.5 | 7.0 | 2 |
| TMPF0631HC-100MD-D | 10.0 | ±20 | 1V/100K | 38.0 | 44.0 | 6.5 | 6.0 | 7.0 | 6.5 | 2 |

**2827 inch AxBxC=7.20x6.90,C=3.00(Max.) Unit : mm Operating Temperature:-40~+125℃**

| Part Number | Inductance (uH) | Tolerance (%) | Test Frequency (Hz) | DCR (mΩ) typ. | DCR (mΩ) max. | I sat (A) typ. | I sat (A) max. | I rms (A)20℃ rise | I rms (A) 40℃ rise | Fig. |
|---|---|---|---|---|---|---|---|---|---|---|
| TMPF0603A-R18MN-ABD | 0.18 | ±20 | 0.1V/100K | 1.60 | 1.75 | 40.0 | 36.0 | 24.0 | 32.0 | 1 |
| TMPF0603A-R33MN-ABD | 0.33 | ±20 | 0.1V/100K | 2.25 | 2.50 | 32.0 | 28.0 | 20.0 | 25.0 | 1 |
| TMPF0603A-R56MN-ABD | 0.56 | ±20 | 0.1V/100K | 3.00 | 3.31 | 29.0 | 25.0 | 17.0 | 22.0 | 1 |
| TMPF0603A-R68MN-ABD | 0.68 | ±20 | 0.1V/100K | 4.7 | 5.17 | 25.0 | 21.0 | 15.0 | 20.0 | 1 |
| TMPF0603A-1R0MN-ABD | 1.00 | ±20 | 0.1V/100K | 5.50 | 6.05 | 23.0 | 18.0 | 13.0 | 18.0 | 1 |
| TMPF0603A-1R2MN-ABD | 1.20 | ±20 | 0.1V/100K | 6.70 | 7.40 | 22.0 | 16.0 | 12.0 | 16.0 | 1 |
| TMPF0603A-1R5MN-ABD | 1.50 | ±20 | 0.1V/100K | 8.30 | 9.13 | 20.0 | 15.5 | 11.0 | 15.0 | 1 |
| TMPF0603A-1R8MN-ABD | 1.80 | ±20 | 0.1V/100K | 9.20 | 10.2 | 18.2 | 13.0 | 10.0 | 14.0 | 1 |
| TMPF0603A-2R2MN-ABD | 2.20 | ±20 | 0.1V/100K | 11.0 | 12.2 | 15.9 | 11.0 | 7.00 | 10.0 | 1 |
| TMPF0603A-3R3MN-ABD | 3.30 | ±20 | 0.1V/100K | 18.8 | 20.8 | 12.2 | 9.00 | 6.00 | 8.00 | 1 |
| TMPF0603A-4R5MN-ABD | 4.50 | ±20 | 0.1V/100K | 23.0 | 25.3 | 10.0 | 8.00 | 5.00 | 7.00 | 1 |
| TMPF0603A-4R7MN-ABD | 4.70 | ±20 | 0.1V/100K | 26.5 | 29.2 | 9.0 | 7.0 | 4.0 | 6.0 | 1 |

# TMPF Series




Halogen-free RoHS

## ■ Specifications

| 2827 inch AxBxC=7.20x6.90,C=5.00(Max.) Unit : mm | | | | | | | | | | Operating Temperature:-40~+125℃ |
|---|---|---|---|---|---|---|---|---|---|---|
| Part Number | Inductance (uH) | Tolerance (%) | Test Frequency (Hz) | DCR (mΩ) typ. | DCR (mΩ) max. | I sat (A) typ. | I sat (A) max. | I rms (A)20℃ rise | I rms (A) 40℃ rise | Fig. |
| TMPF0604A-R47MN-ABD | 0.47 | ±20 | 0.1V/100K | 2.6 | 2.86 | 31 | 27 | 19 | 24 | 1 |
| TMPF0604A-R68MN-ABD | 0.68 | ±20 | 0.1V/100K | 3.6 | 3.96 | 26 | 22 | 16 | 20.5 | 1 |
| TMPF0604A-1R0MN-ABD | 1.0 | ±20 | 0.1V/100K | 4.9 | 5.39 | 23 | 18 | 14 | 19 | 1 |
| TMPF0604A-1R5MN-ABD | 1.5 | ±20 | 0.1V/100K | 6.4 | 7.04 | 17 | 13 | 12 | 16 | 1 |
| TMPF0604A-2R2MN-ABD | 2.2 | ±20 | 0.1V/100K | 10.6 | 11.7 | 15.9 | 11.5 | 8.0 | 11 | 1 |
| TMPF0604A-3R3MN-ABD | 3.3 | ±20 | 0.1V/100K | 14.1 | 15.5 | 12.3 | 9.6 | 7.0 | 9.2 | 1 |
| TMPF0604A-4R7MN-ABD | 4.7 | ±20 | 0.1V/100K | 21 | 23.1 | 10.2 | 8.0 | 6.0 | 7.8 | 1 |
| TMPF0604A-5R6MN-ABD | 5.6 | ±20 | 0.1V/100K | 25.5 | 28.1 | 9.8 | 7.8 | 5.0 | 6.7 | 1 |

| 2827 inch AxBxC=7.20x6.90,C=5.00(Max.) Unit : mm | | | | | | | | | | Operating Temperature:-40~+125℃ |
|---|---|---|---|---|---|---|---|---|---|---|
| Part Number | Inductance (uH) | Tolerance (%) | Test Frequency (Hz) | DCR (mΩ) typ. | DCR (mΩ) max. | I sat (A) typ. | I sat (A) max. | I rms (A)20℃ rise | I rms (A) 40℃ rise | Fig. |
| TMPF0605A-R82MN-ABD | 0.82 | ±20 | 0.1V/100K | 3.80 | 4.18 | 24.0 | 20.0 | 16.0 | 21.0 | 1 |
| TMPF0605A-1R0MN-ABD | 1.00 | ±20 | 0.1V/100K | 4.10 | 4.52 | 23.0 | 18.0 | 15.0 | 20.0 | 1 |
| TMPF0605A-1R5MN-ABD | 1.50 | ±20 | 0.1V/100K | 5.70 | 6.30 | 19.5 | 14.5 | 13.0 | 17.0 | 1 |
| TMPF0605A-2R2MN-ABD | 2.20 | ±20 | 0.1V/100K | 7.70 | 8.50 | 16.0 | 12.0 | 10.0 | 13.0 | 1 |
| TMPF0605A-3R3MN-ABD | 3.30 | ±20 | 0.1V/100K | 11.2 | 12.5 | 12.5 | 10.0 | 8.50 | 11.0 | 1 |
| TMPF0605A-4R7MN-ABD | 4.70 | ±20 | 0.1V/100K | 16.7 | 18.4 | 10.5 | 8.40 | 6.50 | 8.50 | 1 |
| TMPF0605A-6R8MN-ABD | 6.80 | ±20 | 0.1V/100K | 23.1 | 25.4 | 9.0 | 7.0 | 5.2 | 6.6 | 1 |
| TMPF0605A-8R2MN-ABD | 8.20 | ±20 | 0.1V/100K | 28.6 | 31.5 | 8.0 | 6.8 | 4.5 | 6.2 | 1 |

| 2827 inch AxBxC=7.20x6.90,C=6.00(Max.) Unit : mm | | | | | | | | | | Operating Temperature:-40~+125℃ |
|---|---|---|---|---|---|---|---|---|---|---|
| Part Number | Inductance (uH) | Tolerance (%) | Test Frequency (Hz) | DCR (mΩ) typ. | DCR (mΩ) max. | I sat (A) typ. | I sat (A) max. | I rms (A)20℃ rise | I rms (A) 40℃ rise | Fig. |
| TMPF0606LR-1R0MN-ABD | 1.00 | ±20 | 0.1V/100K | 3.9 | 4.29 | 18.0 | 16.0 | 15.0 | 19.0 | 1 |
| TMPF0606LR-1R5MN-ABD | 1.50 | ±20 | 0.1V/100K | 5.1 | 5.61 | 16.0 | 14.0 | 13.0 | 16.0 | 1 |
| TMPF0606LR-2R2MN-ABD | 2.20 | ±20 | 0.1V/100K | 7.0 | 7.80 | 14.0 | 12.0 | 11.0 | 14.0 | 1 |
| TMPF0606LR-3R3MN-ABD | 3.30 | ±20 | 0.1V/100K | 11.0 | 12.1 | 11.5 | 10.5 | 9.0 | 12.0 | 1 |
| TMPF0606LR-4R7MN-ABD | 4.70 | ±20 | 0.1V/100K | 13.1 | 14.4 | 10.5 | 9.5 | 8.00 | 11.0 | 1 |
| TMPF0606LR-6R8MN-ABD | 6.80 | ±20 | 0.1V/100K | 18.9 | 20.8 | 9.2 | 8.7 | 7.00 | 9.0 | 1 |
| TMPF0606LR-100MN-ABD | 10.0 | ±20 | 0.1V/100K | 26.6 | 29.3 | 7.6 | 6.8 | 5.0 | 7.0 | 1 |
| TMPF0606LR-150MN-ABD | 15.0 | ±20 | 0.1V/100K | 39.0 | 43.0 | 5.8 | 5.2 | 4.5 | 6.0 | 1 |
| TMPF0606LR-220MN-ABD | 22.0 | ±20 | 0.1V/100K | 55.0 | 60.5 | 5.6 | 5.0 | 3.8 | 5.0 | 1 |

# TMPF Series




Halogen-free RoHS

## ■ Specifications

3332 inch AxBxC=8.40x8.00,C=2.05(Max.) Unit : mm Operating Temperature:-40~+125℃

| Part Number | Inductance (uH) | Tolerance (%) | Test Frequency (Hz) | DCR (mΩ) typ. | DCR (mΩ) max. | I sat (A) typ. | I sat (A) max. | I rms (A)20℃ rise | I rms (A) 40℃ rise | Fig. |
|---|---|---|---|---|---|---|---|---|---|---|
| TMPF0702A-R15MN-ABD | 0.15 | ±20 | 0.1V/100K | 1.90 | 2.50 | 51.0 | 46.0 | 18.0 | 24.0 | 1 |
| TMPF0702A-R27MN-ABD | 0.27 | ±20 | 0.1V/100K | 2.90 | 3.50 | 35.0 | 32.0 | 16.0 | 21.0 | 1 |
| TMPF0702A-R31MN-ABD | 0.31 | ±20 | 0.1V/100K | 4.00 | 4.80 | 34.0 | 31.0 | 14.0 | 20.0 | 1 |
| TMPF0702A-R33MN-ABD | 0.33 | ±20 | 0.1V/100K | 4.00 | 4.80 | 34.0 | 31.0 | 13.0 | 19.0 | 1 |
| TMPF0702A-R47MN-ABD | 0.47 | ±20 | 0.1V/100K | 5.10 | 6.20 | 28.0 | 25.0 | 12.0 | 17.0 | 1 |
| TMPF0702A-R68MN-ABD | 0.68 | ±20 | 0.1V/100K | 7.90 | 9.20 | 25.0 | 23.0 | 10.0 | 13.0 | 1 |
| TMPF0702A-1R0MN-ABD | 1.00 | ±20 | 0.1V/100K | 9.80 | 10.8 | 23.0 | 20.0 | 8.00 | 11.0 | 1 |
| TMPF0702A-1R2MN-ABD | 1.20 | ±20 | 0.1V/100K | 11.5 | 12.8 | 21.0 | 18.0 | 7.00 | 10.0 | 1 |
| TMPF0702A-1R5MN-ABD | 1.50 | ±20 | 0.1V/100K | 16.0 | 17.6 | 17.0 | 15.0 | 6.00 | 9.00 | 1 |
| TMPF0702A-1R8MN-ABD | 1.80 | ±20 | 0.1V/100K | 18.0 | 19.8 | 15.0 | 13.0 | 5.50 | 8.00 | 1 |

3332 inch AxBxC=8.40x8.00,C=3.1(Max.) Unit : mm Operating Temperature:-40~+125℃

| Part Number | Inductance (uH) | Tolerance (%) | Test Frequency (Hz) | DCR (mΩ) typ. | DCR (mΩ) max. | I sat (A) typ. | I sat (A) max. | I rms (A)20℃ rise | I rms (A) 40℃ rise | Fig. |
|---|---|---|---|---|---|---|---|---|---|---|
| TMPF0703A-1R0MN-ABD | 1.00 | ±20 | 0.1V/100K | 4.55 | 5.0 | 30.0 | 28.0 | 16.10 | 21.80 | 1 |
| TMPF0703A-1R5MN-ABD | 1.50 | ±20 | 0.1V/100K | 7.5 | 8.25 | 25.0 | 23.5 | 12.00 | 15.30 | 1 |
| TMPF0703A-2R2MN-ABD | 2.20 | ±20 | 0.1V/100K | 12.4 | 13.7 | 19.0 | 17.0 | 10.00 | 13.00 | 1 |
| TMPF0703A-2R7MN-ABD | 2.70 | ±20 | 0.1V/100K | 14.0 | 15.4 | 16.0 | 13.5 | 9.20 | 11.40 | 1 |
| TMPF0703A-3R3MN-ABD | 3.30 | ±20 | 0.1V/100K | 16.3 | 18.0 | 15.0 | 13.0 | 8.00 | 10.00 | 1 |
| TMPF0703A-4R7MN-ABD | 4.70 | ±20 | 0.1V/100K | 24.2 | 26.7 | 13.5 | 12.2 | 6.90 | 9.00 | 1 |
| TMPF0703A-5R6MN-ABD | 5.60 | ±20 | 0.1V/100K | 30.1 | 33.2 | 12.5 | 11.5 | 5.30 | 7.30 | 1 |

3332 inch AxBxC=8.40x8.00,C=5.1(Max.) Unit : mm Operating Temperature:-40~+125℃

| Part Number | Inductance (uH) | Tolerance (%) | Test Frequency (Hz) | DCR (mΩ) typ. | DCR (mΩ) max. | I sat (A) typ. | I sat (A) max. | I rms (A)20℃ rise | I rms (A) 40℃ rise | Fig. |
|---|---|---|---|---|---|---|---|---|---|---|
| TMPF0705A-2R2MN-ABD | 2.20 | ±20 | 0.1V/100K | 5.80 | 6.40 | 21.00 | 17.00 | 11.00 | 14.00 | 1 |
| TMPF0705A-3R3MN-ABD | 3.30 | ±20 | 0.1V/100K | 10.40 | 11.44 | 17.00 | 14.00 | 10.00 | 13.00 | 1 |
| TMPF0705A-4R7MN-ABD | 4.70 | ±20 | 0.1V/100K | 14.00 | 15.40 | 15.00 | 13.00 | 8.50 | 11.00 | 1 |
| TMPF0705A-5R6MN-ABD | 5.60 | ±20 | 0.1V/100K | 15.60 | 17.20 | 13.00 | 11.00 | 7.00 | 10.00 | 1 |

# TMPF Series




Halogen-free RoHS

## ■ Specifications

| 3332 inch AxBxC=8.40x8.00,C=7.0(Max.) Unit : mm | | | | | | | | | | Operating Temperature:-40~+125℃ |
|---|---|---|---|---|---|---|---|---|---|---|
| Part Number | Inductance (uH) | Tolerance (%) | Test Frequency (Hz) | DCR (mΩ) typ. | DCR (mΩ) max. | I sat (A) typ. | I sat (A) max. | I rms (A)20℃ rise | I rms (A) 40℃ rise | Fig. |
| TMPF0707A-2R2MN-ABD | 2.20 | ±20 | 0.1V/100K | 5.73 | 6.33 | 19.6 | 17.60 | 13.20 | 17.80 | 1 |
| TMPF0707A-3R3MN-ABD | 3.30 | ±20 | 0.1V/100K | 8.56 | 9.42 | 19.4 | 15.10 | 11.50 | 15.10 | 1 |
| TMPF0707A-4R7MN-ABD | 4.70 | ±20 | 0.1V/100K | 12.20 | 13.50 | 15.5 | 14.00 | 10.50 | 13.60 | 1 |
| TMPF0707A-6R8MN-ABD | 6.80 | ±20 | 0.1V/100K | 17.80 | 19.60 | 12.8 | 11.00 | 7.00 | 9.50 | 1 |
| TMPF0707A-100MN-ABD | 10.0 | ±20 | 0.1V/100K | 24.00 | 26.40 | 10.0 | 9.00 | 5.00 | 7.00 | 1 |

| 3534 inch AxBxC=8.90x8.50,C=8.0(Max.) Unit : mm | | | | | | | | | | Operating Temperature:-40~+125℃ |
|---|---|---|---|---|---|---|---|---|---|---|
| Part Number | Inductance (uH) | Tolerance (%) | Test Frequency (Hz) | DCR (mΩ) typ. | DCR (mΩ) max. | I sat (A) typ. | I sat (A) max. | I rms (A)20℃ rise | I rms (A) 40℃ rise | Fig. |
| TMPF0808A-3R3MN-ABD | 3.30 | ±20 | 0.1V/100K | 6.60 | 7.30 | 23.0 | 20.0 | 13.5 | 18.0 | 1 |
| TMPF0808A-4R7MN-ABD | 4.70 | ±20 | 0.1V/100K | 8.90 | 9.80 | 19.0 | 17.0 | 10.5 | 14.6 | 1 |
| TMPF0808A-6R8MN-ABD | 6.80 | ±20 | 0.1V/100K | 13.0 | 14.3 | 14.5 | 12.5 | 8.00 | 11.3 | 1 |
| TMPF0808A-100MN-ABD | 10.0 | ±20 | 0.1V/100K | 20.8 | 22.9 | 11.0 | 10.0 | 6.60 | 8.70 | 1 |

| 4743 inch AxBxC=11.9x11.0,C=6.0(Max.) Unit : mm | | | | | | | | | | Operating Temperature:-40~+125℃ |
|---|---|---|---|---|---|---|---|---|---|---|
| Part Number | Inductance (uH) | Tolerance (%) | Test Frequency (Hz) | DCR (mΩ) typ. | DCR (mΩ) max. | I sat (A) typ. | I sat (A) max. | I rms (A)20℃ rise | I rms (A) 40℃ rise | Fig. |
| TMPF1006A-2R2MN-ABD | 2.20 | ±20 | 0.1V/100K | 4.40 | 4.84 | 35.00 | 30.00 | 14.00 | 20.00 | 1 |
| TMPF1006A-3R3MN-ABD | 3.30 | ±20 | 0.1V/100K | 7.00 | 7.70 | 28.00 | 25.00 | 11.40 | 16.80 | 1 |
| TMPF1006A-4R7MN-ABD | 4.70 | ±20 | 0.1V/100K | 9.70 | 10.72 | 25.00 | 22.00 | 8.70 | 14.00 | 1 |
| TMPF1006A-6R8MN-ABD | 6.80 | ±20 | 0.1V/100K | 11.80 | 13.00 | 18.00 | 15.50 | 6.00 | 10.50 | 1 |
| TMPF1006A-100MN-ABD | 10.0 | ±20 | 0.1V/100K | 16.50 | 18.20 | 15.00 | 13.00 | 4.50 | 9.00 | 1 |

| 4743 inch AxBxC=11.90x11.0,C=6.00(Max.) Unit : mm | | | | | | | | | | Operating Temperature:-40~+125℃ |
|---|---|---|---|---|---|---|---|---|---|---|
| Part Number | Inductance (uH) | Tolerance (%) | Test Frequency (Hz) | DCR (mΩ) typ. | DCR (mΩ) max. | I sat (A) typ. | I sat (A) max. | I rms (A) typ. | I rms (A) max. | Fig. |
| TMPF1006HC-1R0MD-D | 1.0 | ±20 | 1V/100K | 1.7 | 2.0 | 48.0 | 44.0 | 40.0 | 35.0 | 2 |
| TMPF1006HC-1R5MD-D | 1.5 | ±20 | 1V/100K | 2.2 | 2.6 | 40.0 | 35.0 | 32.0 | 28.0 | 2 |
| TMPF1006HC-2R2MD-D | 2.2 | ±20 | 1V/100K | 3.4 | 3.9 | 33.0 | 29.0 | 27.0 | 23.0 | 2 |
| TMPF1006HC-3R3MD-D | 3.3 | ±20 | 1V/100K | 4.3 | 5.0 | 27.0 | 24.0 | 23.0 | 20.0 | 2 |
| TMPF1006HC-4R7MD-D | 4.7 | ±20 | 1V/100K | 6.5 | 7.5 | 23.0 | 20.0 | 19.0 | 16.5 | 2 |
| TMPF1006HC-6R8MD-D | 6.8 | ±20 | 1V/100K | 8.8 | 10.1 | 19.0 | 17.0 | 15.5 | 13.5 | 2 |
| TMPF1006HC-100MD-D | 10.0 | ±20 | 1V/100K | 12.8 | 14.8 | 15.5 | 13.5 | 13.0 | 11.0 | 2 |

# TMPF Series




Halogen-free RoHS

## ■ Specifications

**4743 inch AxBxC=11.9x11.0,C=10.0(Max.) Unit : mm Operating Temperature:-40~+125℃**

| Part Number | Inductance (uH) | Tolerance (%) | Test Frequency (Hz) | DCR (mΩ) typ. | DCR (mΩ) max. | I sat (A) typ. | I sat (A) max. | I rms (A)20℃ rise | I rms (A) 40℃ rise | Fig. |
|---|---|---|---|---|---|---|---|---|---|---|
| TMPF1010A-3R3MN-ABD | 3.30 | ±20 | 0.1V/100K | 3.70 | 4.10 | 27.40 | 23.40 | 18.20 | 25.00 | 1 |
| TMPF1010A-4R7MN-ABD | 4.70 | ±20 | 0.1V/100K | 5.20 | 5.70 | 25.40 | 21.40 | 17.50 | 24.00 | 1 |
| TMPF1010A-5R6MN-ABD | 5.60 | ±20 | 0.1V/100K | 6.50 | 7.20 | 23.60 | 19.60 | 15.70 | 21.20 | 1 |
| TMPF1010A-6R8MN-ABD | 6.80 | ±20 | 0.1V/100K | 8.100 | 8.90 | 21.80 | 18.50 | 14.00 | 18.50 | 1 |
| TMPF1010A-8R2MN-ABD | 8.20 | ±20 | 0.1V/100K | 10.80 | 12.40 | 18.30 | 16.30 | 12.90 | 17.10 | 1 |
| TMPF1010A-100MN-ABD | 10.00 | ±20 | 0.1V/100K | 12.50 | 13.75 | 17.50 | 14.60 | 11.50 | 15.50 | 1 |
| TMPF1010A-150MN-ABD | 15.00 | ±20 | 0.1V/100K | 17.50 | 19.30 | 15.50 | 12.50 | 9.90 | 13.80 | 1 |

**6965 inch AxBxC=17.5x116.5,C=8.0(Max.) Unit : mm Operating Temperature:-40~+125℃**

| Part Number | Inductance (uH) | Tolerance (%) | Test Frequency (Hz) | DCR (mΩ) typ. | DCR (mΩ) max. | I sat (A) typ. | I sat (A) max. | I rms (A)20℃ rise | I rms (A) 40℃ rise | Fig. |
|---|---|---|---|---|---|---|---|---|---|---|
| TMPF1508A-2R0MN-ABD | 2.00 | ±20 | 0.1V/100K | 1.92 | 2.21 | 57.0 | 52.0 | 29.5 | 40.0 | 1 |
| TMPF1508A-2R2MN-ABD | 2.20 | ±20 | 0.1V/100K | 2.15 | 2.48 | 55.0 | 49.0 | 28.0 | 37.0 | 1 |
| TMPF1508A-3R0MN-ABD | 3.00 | ±20 | 0.1V/100K | 2.50 | 3.00 | 46.0 | 41.0 | 26.0 | 34.5 | 1 |
| TMPF1508A-4R7MN-ABD | 4.70 | ±20 | 0.1V/100K | 4.30 | 5.16 | 37.0 | 32.0 | 20.0 | 26.5 | 1 |
| TMPF1508A-5R3MN-ABD | 5.30 | ±20 | 0.1V/100K | 4.45 | 5.34 | 35.0 | 31.0 | 19.5 | 26.0 | 1 |
| TMPF1508A-6R2MN-ABD | 6.20 | ±20 | 0.1V/100K | 5.40 | 6.50 | 34.0 | 31.0 | 17.0 | 23.0 | 1 |
| TMPF1508A-7R2MN-ABD | 7.20 | ±20 | 0.1V/100K | 6.00 | 7.20 | 32.0 | 29.0 | 15.0 | 21.0 | 1 |
| TMPF1508A-8R2MN-ABD | 8.20 | ±20 | 0.1V/100K | 6.60 | 7.92 | 28.0 | 25.0 | 13.0 | 19.0 | 1 |
| TMPF1508A-100MN-ABD | 10.0 | ±20 | 0.1V/100K | 8.00 | 9.60 | 24.0 | 21.0 | 11.0 | 16.0 | 1 |
| TMPF1508A-150MN-ABD | 15.0 | ±20 | 0.1V/100K | 12.5 | 15.0 | 21.0 | 18.0 | 10.0 | 13.0 | 1 |
| TMPF1508A-220MN-ABD | 22.0 | ±20 | 0.1V/100K | 19.3 | 23.2 | 19.0 | 16.0 | 9.00 | 12.0 | 1 |

**6965 inch AxBxC=17.5x116.5,C=10.0(Max.) Unit : mm Operating Temperature:-40~+125℃**

| Part Number | Inductance (uH) | Tolerance (%) | Test Frequency (Hz) | DCR (mΩ) typ. | DCR (mΩ) max. | I sat (A) typ. | I sat (A) max. | I rms (A)20℃ rise | I rms (A) 40℃ rise | Fig. |
|---|---|---|---|---|---|---|---|---|---|---|
| TMPF1510A-4R7MN-ABD | 4.70 | ±20 | 0.1V/100K | 3.40 | 3.80 | 43.0 | 39.0 | 22.0 | 30.0 | 1 |
| TMPF1510A-5R6MN-ABD | 5.60 | ±20 | 0.1V/100K | 3.82 | 4.20 | 38.0 | 34.0 | 21.0 | 28.0 | 1 |
| TMPF1510A-6R8MN-ABD | 6.80 | ±20 | 0.1V/100K | 4.18 | 4.60 | 36.0 | 31.0 | 20.0 | 26.0 | 1 |
| TMPF1510A-8R2MN-ABD | 8.20 | ±20 | 0.1V/100K | 6.00 | 7.20 | 32.0 | 28.0 | 19.0 | 25.0 | 1 |
| TMPF1510A-100MN-ABD | 10.0 | ±20 | 0.1V/100K | 7.10 | 8.60 | 29.0 | 26.0 | 18.0 | 24.0 | 1 |
| TMPF1510A-150MN-ABD | 15.0 | ±20 | 0.1V/100K | 9.20 | 11.5 | 23.0 | 20.0 | 14.0 | 18.0 | 1 |
| TMPF1510A-220MN-ABD | 22.0 | ±20 | 0.1V/100K | 13.2 | 15.8 | 20.0 | 18.0 | 11.0 | 16.0 | 1 |
| TMPF1510A-330MN-ABD | 33.0 | ±20 | 0.1V/100K | 18.7 | 20.0 | 18.7 | 16.7 | 9.0 | 13.0 | 1 |

# TMPF Series




Halogen-free RoHS

## ■ Specifications

| 6965 inch AxBxC=17.5x116.5,C=10.0(Max.) Unit : mm | | | | | | | | | | Operating Temperature:-40~+125℃ |
|---|---|---|---|---|---|---|---|---|---|---|
| Part Number | Inductance (uH) | Tolerance (%) | Test Frequency (Hz) | DCR (mΩ) typ. | DCR (mΩ) max. | I sat (A) typ. | I sat (A) max. | I rms (A)20℃ rise | I rms (A) 40℃ rise | Fig. |
| TMPF1510A-4R7MN-ABD | 4.70 | ±20 | 0.1V/100K | 3.40 | 3.80 | 43.0 | 39.0 | 22.0 | 30.0 | 1 |
| TMPF1510A-5R6MN-ABD | 5.60 | ±20 | 0.1V/100K | 3.82 | 4.20 | 38.0 | 34.0 | 21.0 | 28.0 | 1 |
| TMPF1510A-6R8MN-ABD | 6.80 | ±20 | 0.1V/100K | 4.18 | 4.60 | 36.0 | 31.0 | 20.0 | 26.0 | 1 |
| TMPF1510A-8R2MN-ABD | 8.20 | ±20 | 0.1V/100K | 6.00 | 7.20 | 32.0 | 28.0 | 19.0 | 25.0 | 1 |
| TMPF1510A-100MN-ABD | 10.0 | ±20 | 0.1V/100K | 7.10 | 8.60 | 29.0 | 26.0 | 18.0 | 24.0 | 1 |
| TMPF1510A-150MN-ABD | 15.0 | ±20 | 0.1V/100K | 9.20 | 11.5 | 23.0 | 20.0 | 14.0 | 18.0 | 1 |
| TMPF1510A-220MN-ABD | 22.0 | ±20 | 0.1V/100K | 13.2 | 15.8 | 20.0 | 18.0 | 11.0 | 16.0 | 1 |
| TMPF1510A-330MN-ABD | 33.0 | ±20 | 0.1V/100K | 18.7 | 20.0 | 18.7 | 16.7 | 9.0 | 13.0 | 1 |

| 6965 inch AxBxC=17.5x116.5,C=13.0(Max.) Unit : mm | | | | | | | | | | Operating Temperature:-40~+125℃ |
|---|---|---|---|---|---|---|---|---|---|---|
| Part Number | Inductance (uH) | Tolerance (%) | Test Frequency (Hz) | DCR (mΩ) typ. | DCR (mΩ) max. | I sat (A) typ. | I sat (A) max. | I rms (A)20℃ rise | I rms (A) 40℃ rise | Fig. |
| TMPF1513A-4R7MN-ABD | 4.70 | ±20 | 0.1V/100K | 3.0 | 3.3 | 44.0 | 40.0 | 23.0 | 31.0 | 1 |
| TMPF1513A-5R6MN-ABD | 5.60 | ±20 | 0.1V/100K | 3.5 | 3.9 | 40.0 | 35.0 | 22.0 | 29.0 | 1 |
| TMPF1513A-6R8MN-ABD | 6.80 | ±20 | 0.1V/100K | 3.8 | 4.2 | 37.0 | 32.0 | 21.0 | 27.0 | 1 |
| TMPF1513A-8R2MN-ABD | 8.20 | ±20 | 0.1V/100K | 5.1 | 5.74 | 33.0 | 29.0 | 20.0 | 26.0 | 1 |
| TMPF1513A-100MN-ABD | 10.0 | ±20 | 0.1V/100K | 6.3 | 7.0 | 30.0 | 27.0 | 19.0 | 25.0 | 1 |
| TMPF1513A-150MN-ABD | 15.0 | ±20 | 0.1V/100K | 6.8 | 7.5 | 25.5 | 21.0 | 16.0 | 22.0 | 1 |
| TMPF1513A-220MN-ABD | 22.0 | ±20 | 0.1V/100K | 12.6 | 13.86 | 22.0 | 19.0 | 12.0 | 17.0 | 1 |
| TMPF1513A-330MN-ABD | 33.0 | ±20 | 0.1V/100K | 18.5 | 22.2 | 19.0 | 16.0 | 9.0 | 14.0 | 1 |

# GMRC Series



Halogen-free RoHS

## ■ Dimensions （Unit：mm）

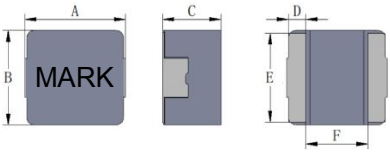


Fig.1

| P/N | A | B | C | D | E | F | Fig. |
|---|---|---|---|---|---|---|---|
| GMRC0531X | 5.90±0.3 | 5.70±0.2 | 2.9±0.2 | 1.1±0.3 | 4.30±0.3 | 2.3±0.3 | 1 |
| GMRC0505X | 5.90±0.3 | 5.70±0.2 | 4.9±0.2 | 1.1±0.3 | 4.30±0.3 | 2.3±0.3 | 1 |
| | | | | | | | |
| GMRC0631X | 7.30±0.3 | 6.90±0.2 | 2.8±0.3 | 1.1±0.3 | 5.00±0.3 | 3.2±0.5 | 1 |
| GMRC0631GX | 7.30±0.3 | 6.90±0.2 | 2.8±0.3 | 1.1±0.3 | 5.00±0.3 | 3.2±0.5 | 1 |
| GMRC0606X | 7.30±0.3 | 6.90±0.2 | 5.7±0.3 | 1.1±0.3 | 5.00±0.3 | 3.2±0.5 | 1 |
| GMRC0606GX | 7.30±0.3 | 6.90±0.2 | 5.7±0.3 | 1.1±0.3 | 5.00±0.3 | 3.2±0.5 | 1 |

## ■ Specifications

**2320 inch AxBxC=5.90x5.70,C=3.10(Max.) Unit : mm Operating Temperature:-40~+125℃**

| Part Number | Inductance (uH) | Tolerance (%) | Test Frequency (Hz) | DCR (mΩ) typ. | DCR (mΩ) max. | I sat (A) typ. | I sat (A) max. | I rms (A) typ. | I rms (A) max. | Fig. |
|---|---|---|---|---|---|---|---|---|---|---|
| GMRC0531X-R15MG | 0.15 | ±20 | 1V/100K | 1.7 | 2.0 | 40.0 | 37.0 | 25.0 | 22.0 | 1 |
| GMRC0531X-R30MG | 0.30 | ±20 | 1V/100K | 2.8 | 3.2 | 25.0 | 23.0 | 20.0 | 18.0 | 1 |
| GMRC0531X-R33MG | 0.33 | ±20 | 1V/100K | 2.9 | 3.3 | 24.0 | 22.0 | 20.0 | 18.0 | 1 |
| GMRC0531X-R60MG | 0.60 | ±20 | 1V/100K | 4.2 | 4.8 | 15.0 | 13.0 | 18.0 | 16.0 | 1 |
| GMRC0531X-R68MG | 0.68 | ±20 | 1V/100K | 4.1 | 4.7 | 14.0 | 12.5 | 17.0 | 15.0 | 1 |
| GMRC0531X-R80MG | 0.80 | ±20 | 1V/100K | 5.0 | 5.8 | 13.5 | 12.0 | 15.0 | 13.0 | 1 |
| GMRC0531X-R82MG | 0.82 | ±20 | 1V/100K | 5.2 | 6.0 | 13.0 | 11.5 | 14.0 | 12.0 | 1 |
| GMRC0531X-1R0MG | 1.00 | ±20 | 1V/100K | 8.0 | 8.8 | 12.5 | 11.0 | 13.0 | 12.0 | 1 |
| GMRC0531X-1R5MG | 1.50 | ±20 | 1V/100K | 9.2 | 10.6 | 11.5 | 10.5 | 11.0 | 10.0 | 1 |
| GMRC0531X-2R2MG | 2.20 | ±20 | 1V/100K | 12.5 | 14.4 | 10.0 | 9.00 | 10.0 | 9.00 | 1 |
| GMRC0531X-3R3MG | 3.30 | ±20 | 1V/100K | 20.5 | 22.5 | 8.50 | 7.50 | 8.00 | 7.00 | 1 |
| GMRC0531X-4R7MG | 4.70 | ±20 | 1V/100K | 30.0 | 33.0 | 8.00 | 7.00 | 7.50 | 6.50 | 1 |

# GMRC Series



Halogen-free RoHS

## ■ Specifications

| 2320 inch AxBxC=5.90x5.70,C=5.10(Max.) Unit : mm | | | | | | | | | | Operating Temperature:-40~+125℃ |
|---|---|---|---|---|---|---|---|---|---|---|
| Part Number | Inductance (uH) | Tolerance (%) | Test Frequency (Hz) | DCR (mΩ) typ. | DCR (mΩ) max. | I sat (A) typ. | I sat (A) max. | I rms (A) typ. | I rms (A) max. | Fig. |
| GMRC0505X-5R6MG | 5.60 | ±20 | 1V/100K | 24.5 | 27.0 | 6.6 | 6.2 | 7.7 | 7.2 | 1 |
| GMRC0505X-6R8MG | 6.80 | ±20 | 1V/100K | 26.5 | 30.0 | 6.0 | 5.5 | 7.2 | 6.8 | 1 |
| GMRC0505X-8R2MG | 8.20 | ±20 | 1V/100K | 32.0 | 35.2 | 5.6 | 5.1 | 6.6 | 6.1 | 1 |
| GMRC0505X-100MG | 10.0 | ±20 | 1V/100K | 40.9 | 45.0 | 5.2 | 4.6 | 4.9 | 4.4 | 1 |
| GMRC0505X-150MG | 15.0 | ±20 | 1V/100K | 70.0 | 77.0 | 4.9 | 4.4 | 4.5 | 4.0 | 1 |
| GMRC0505X-220MG | 22.0 | ±20 | 1V/100K | 95.0 | 105.0 | 4.1 | 3.7 | 3.8 | 3.4 | 1 |

| 2927 inch AxBxC=7.30x6.90,C=3.10(Max.) Unit : mm | | | | | | | | | | Operating Temperature:-40~+125℃ |
|---|---|---|---|---|---|---|---|---|---|---|
| Part Number | Inductance (uH) | Tolerance (%) | Test Frequency (Hz) | DCR (mΩ) typ. | DCR (mΩ) max. | I sat (A) typ. | I sat (A) max. | I rms (A) typ. | I rms (A) max. | Fig. |
| GMRC0631X-R18MG | 0.18 | ±20 | 1V/100K | 1.55 | 1.70 | 45.0 | 41.0 | 32.0 | 28.0 | 1 |
| GMRC0631X-R33MG | 0.33 | ±20 | 1V/100K | 2.30 | 2.53 | 40.0 | 36.0 | 25.0 | 21.0 | 1 |
| GMRC0631X-R56MG | 0.56 | ±20 | 1V/100K | 3.01 | 3.31 | 24.0 | 21.0 | 22.0 | 19.0 | 1 |
| GMRC0631X-1R0MG | 1.00 | ±20 | 1V/100K | 5.62 | 6.18 | 23.0 | 20.0 | 18.0 | 15.0 | 1 |
| GMRC0631X-1R8MG | 1.80 | ±20 | 1V/100K | 9.57 | 10.52 | 18.5 | 16.5 | 14.0 | 12.0 | 1 |
| GMRC0631X-2R2MG | 2.20 | ±20 | 1V/100K | 12.7 | 13.97 | 15.9 | 14.4 | 10.0 | 8.5 | 1 |
| GMRC0631X-3R3MG | 3.30 | ±20 | 1V/100K | 18.0 | 19.80 | 12.5 | 11.0 | 8.5 | 7.0 | 1 |

| 2927 inch AxBxC=7.30x6.90,C=3.10(Max.) Unit : mm | | | | | | | | | | Operating Temperature:-40~+125℃ |
|---|---|---|---|---|---|---|---|---|---|---|
| Part Number | Inductance (uH) | Tolerance (%) | Test Frequency (Hz) | DCR (mΩ) typ. | DCR (mΩ) max. | I sat (A) typ. | I sat (A) max. | I rms (A) typ. | I rms (A) max. | Fig. |
| GMRC0631GX-R47MG | 0.47 | ±20 | 1V/100K | 2.2 | 3.00 | 30.0 | 27.0 | 22.0 | 20.0 | 1 |
| GMRC0631GX-R68MG | 0.68 | ±20 | 1V/100K | 2.9 | 3.8 | 22.0 | 20.0 | 20.0 | 18.0 | 1 |
| GMRC0631GX-1R0MG | 1.00 | ±20 | 1V/100K | 4.2 | 5.2 | 17.5 | 16.0 | 16.5 | 15.0 | 1 |
| GMRC0631GX-1R5MG | 1.50 | ±20 | 1V/100K | 6.2 | 7.3 | 15.0 | 13.5 | 15.0 | 13.5 | 1 |
| GMRC0631GX-2R2MG | 2.20 | ±20 | 1V/100K | 8.7 | 10.3 | 12.5 | 11.0 | 12.0 | 11.0 | 1 |
| GMRC0631GX-3R3MG | 3.30 | ±20 | 1V/100K | 13.1 | 15.4 | 10.5 | 9.5 | 10.5 | 9.5 | 1 |
| GMRC0631GX-4R7MG | 4.70 | ±20 | 1V/100K | 17.5 | 21.0 | 8.6 | 7.6 | 9.0 | 8.0 | 1 |
| GMRC0631GX-5R6MG | 5.60 | ±20 | 1V/100K | 22.0 | 26.0 | 8.2 | 7.2 | 7.5 | 6.5 | 1 |
| GMRC0631GX-6R8MG | 6.80 | ±20 | 1V/100K | 28.0 | 32.2 | 7.3 | 6.3 | 7.0 | 6.0 | 1 |
| GMRC0631GX-8R2MG | 8.20 | ±20 | 1V/100K | 35.0 | 40.0 | 6.5 | 5.5 | 6.6 | 5.6 | 1 |
| GMRC0631GX-100MG | 10.0 | ±20 | 1V/100K | 38.0 | 46.0 | 6.2 | 5.2 | 5.5 | 5.0 | 1 |
| GMRC0631GX-120MG | 12.0 | ±20 | 1V/100K | 46.0 | 56.0 | 5.5 | 5.0 | 5.0 | 4.5 | 1 |
| GMRC0631GX-150MG | 15.0 | ±20 | 1V/100K | 62.1 | 72.0 | 4.6 | 4.2 | 4.5 | 4.0 | 1 |

# GMRC Series



Halogen-free RoHS

## ■ Specifications

| 2927 inch AxBxC=7.30x6.90,C=6.00(Max.) Unit : mm | | | | | | | | | | Operating Temperature:-40~+125℃ |
|---|---|---|---|---|---|---|---|---|---|---|
| Part Number | Inductance (uH) | Tolerance (%) | Test Frequency (Hz) | DCR (mΩ) typ. | DCR (mΩ) max. | I sat (A) typ. | I sat (A) max. | I rms (A) typ. | I rms (A) max. | Fig. |
| GMRC0606X-4R7MG | 4.70 | ±20 | 1V/100K | 13.1 | 14.4 | 12.5 | 11.0 | 11.0 | 9.5 | 1 |
| GMRC0606X-5R6MG | 5.60 | ±20 | 1V/100K | 14.0 | 15.4 | 11.2 | 10.0 | 10.0 | 9.0 | 1 |
| GMRC0606X-6R8MG | 6.80 | ±20 | 1V/100K | 18.9 | 20.8 | 10.7 | 9.7 | 9.0 | 8.0 | 1 |
| GMRC0606X-8R2MG | 8.20 | ±20 | 1V/100K | 24.0 | 26.4 | 10.1 | 9.1 | 8.0 | 7.0 | 1 |
| GMRC0606X-100MG | 10.0 | ±20 | 1V/100K | 26.0 | 28.6 | 9.5 | 8.5 | 7.2 | 6.2 | 1 |

| 2927 inch AxBxC=7.30x6.90,C=6.00(Max.) Unit : mm | | | | | | | | | | Operating Temperature:-40~+125℃ |
|---|---|---|---|---|---|---|---|---|---|---|
| Part Number | Inductance (uH) | Tolerance (%) | Test Frequency (Hz) | DCR (mΩ) typ. | DCR (mΩ) max. | I sat (A) typ. | I sat (A) max. | I rms (A) typ. | I rms (A) max. | Fig. |
| GMRC0606GX-1R0MG | 1.00 | ±20 | 1V/100K | 3.2 | 3.8 | 24.0 | 22.0 | 19.5 | 17.5 | 1 |
| GMRC0606GX-1R2MG | 1.20 | ±20 | 1V/100K | 3.5 | 4.2 | 23.0 | 21.0 | 19.0 | 17.0 | 1 |
| GMRC0606GX-1R5MG | 1.50 | ±20 | 1V/100K | 4.3 | 5.1 | 20.0 | 18.0 | 18.0 | 16.0 | 1 |
| GMRC0606GX-2R2MG | 2.20 | ±20 | 1V/100K | 6.2 | 7.2 | 13.0 | 11.5 | 14.0 | 12.5 | 1 |
| GMRC0606GX-3R3MG | 3.30 | ±20 | 1V/100K | 8.1 | 9.0 | 12.0 | 11.0 | 13.0 | 12.0 | 1 |
| GMRC0606GX-4R7MG | 4.70 | ±20 | 1V/100K | 10.4 | 11.4 | 9.5 | 8.5 | 12.0 | 11.0 | 1 |
| GMRC0606GX-5R6MG | 5.60 | ±20 | 1V/100K | 12.9 | 14.2 | 9.3 | 8.3 | 10.0 | 9.0 | 1 |
| GMRC0606GX-6R8MG | 6.80 | ±20 | 1V/100K | 15.1 | 16.6 | 9.0 | 8.0 | 9.5 | 8.5 | 1 |
| GMRC0606GX-8R2MG | 8.20 | ±20 | 1V/100K | 18.0 | 19.8 | 8.8 | 7.8 | 9.2 | 8.2 | 1 |
| GMRC0606GX-100MG | 10.0 | ±20 | 1V/100K | 20.5 | 22.5 | 7.0 | 6.5 | 8.0 | 7.5 | 1 |

# TBMA Series



## ■ Dimensions （Unit：mm）

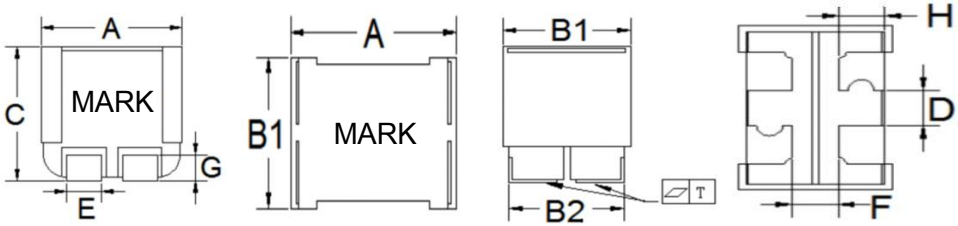


Fig.1

| P/N | A | B1 | B2 | C | D | E | F | G | H | T | Fig. |
|---|---|---|---|---|---|---|---|---|---|---|---|
| TBMA1004 | 12.0±0.2 | 9.60±0.2 | 8.7±0.25 | 11.3±0.3 | 1.95±0.15 | 2.80±0.1 | 3.4 MIN | 2.3±0.3 | 2.5±0.3 | ≤0.15 | 1 |

## ■ Specifications

4738 inch AxBxC=12.0x9.60,C=11.6(Max.) Unit : mm Operating Temperature:-40~+125℃

| Part Number | Inductance (uH) | Tolerance (%) | Test Frequency (Hz) | DCR (mΩ) typ. | DCR (mΩ) max. | I sat (A) typ. | I sat (A) max. | I rms (A) typ. | I rms (A) max. | Fig. |
|---|---|---|---|---|---|---|---|---|---|---|
| TBMA1004P4-R43MN-D | 0.43 | ±20 | 100K/1V | 1.90 | 2.30 | 27.0 | 23.0 | 38.0 | 34.0 | 1 |
| TBMA1004P4-1R0MN-D | 1.00 | ±20 | 100K/1V | 3.30 | 4.00 | 18.0 | / | 27.0 | / | 1 |
| TBMA1004P4-3R3MN-D | 3.30 | ±20 | 100K/1V | 10.5 | 13.0 | 10.0 | / | 19.0 | / | 1 |
| TBMA1004P4-5R6MN-D | 5.60 | ±20 | 100K/1V | 20.0 | 23.0 | 7.50 | 6.00 | 11.0 | 9.00 | 1 |
| TBMA1004P4-7R5MN-D | 7.50 | ±20 | 100K/1V | 25.0 | 28.0 | 6.80 | 5.30 | 10.0 | 8.00 | 1 |
| TBMA1004P4-100MN-D | 10.0 | ±20 | 100K/1V | 30.5 | 32.6 | 5.60 | 4.40 | 7.40 | 6.40 | 1 |
| TBMA1004P4-150MN-D | 15.0 | ±20 | 100K/1V | 43.5 | 45.5 | 4.60 | 4.10 | 5.50 | 5.00 | 1 |
| TBMA1004P4-220MN-D | 22.0 | ±20 | 100K/1V | 62.0 | 74.4 | 4.00 | 3.50 | 5.00 | 4.50 | 1 |

# TMAF Series




Halogen-free RoHS

## ■ Dimensions （Unit：mm）

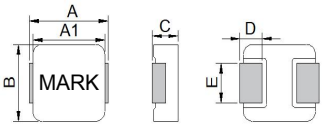


Fig.1

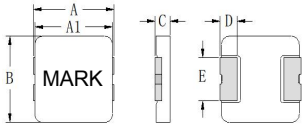


Fig.2

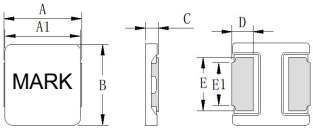


Fig.3

| P/N | A | A1 | B | C | D | E | Fig. |
|---|---|---|---|---|---|---|---|
| TMAF0301S | 3.30±0.2 | 3.05±0.2 | 3.10±0.2 | 0.80±0.2 | 0.80±0.2 | 1.60±0.2 | 1 |
| TMAF0312S | 3.30±0.2 | 3.05±0.2 | 3.10±0.2 | 1.00±0.2 | 0.80±0.2 | 1.60±0.2 | 1 |
| TMAF040HS | 4.30±0.3 | 4.00±0.2 | 4.10±0.2 | 0.70±0.1 | 0.8±0.25 | 2.00±0.2 | 1 |
| TMAF0401S | 4.30±0.3 | 4.00±0.2 | 4.10±0.2 | 0.80±0.2 | 0.8±0.25 | 2.00±0.2 | 1 |
| TMAF0412S | 4.30±0.3 | 4.00±0.2 | 4.10±0.2 | 1.00±0.2 | 0.8±0.25 | 2.00±0.2 | 1 |
| | | | | | | | |
| TMAF0501SP | 5.40±0.3 | 5.00±0.2 | 5.10±0.2 | 0.80±0.2 | 1.20±0.3 | 2.50±0.2 | 2 |
| TMAF0512SP | 5.40±0.3 | 5.00±0.2 | 5.10±0.2 | 1.00±0.2 | 1.20±0.3 | 2.50±0.2 | 1 |
| | | | | | | | |
| TMAF0601SP | 6.10±0.3 | 6.00±0.2 | 6.10±0.2 | 0.80±0.2 | 1.60±0.3 | 4.00±0.2 | 3 |
| TMAF0612SP | 6.10±0.3 | 6.00±0.2 | 6.10±0.2 | 1.00±0.2 | 1.60±0.3 | 4.00±0.2 | 3 |

## ■ Specifications

**1312 inch AxBxC=3.30x3.10,C=1.00(Max.) Unit : mm Operating Temperature:-40~+125℃**

| Part Number | Inductance (uH) | Tolerance (%) | Test Frequency (Hz) | DCR (mΩ) typ. | DCR (mΩ) max. | I sat (A) typ. | I sat (A) max. | I rms (A) typ. | I rms (A) max. | Fig. |
|---|---|---|---|---|---|---|---|---|---|---|
| TMAF0301S-R47MN | 0.47 | ±20 | 1V/100K | 22.5 | 25.8 | 7.0 | 6.00 | 6.00 | 5.00 | 1 |
| TMAF0301S-R68MN | 0.68 | ±20 | 1V/100K | 30.5 | 35.1 | 6.0 | 5.00 | 5.00 | 4.20 | 1 |
| TMAF0301S-1R0MN | 1.00 | ±20 | 1V/100K | 47.0 | 56.4 | 5.0 | 4.20 | 4.00 | 3.50 | 1 |
| TMAF0301S-1R5MN | 1.50 | ±20 | 1V/100K | 75.0 | 90.0 | 4.0 | 3.30 | 3.30 | 3.00 | 1 |
| TMAF0301S-2R2MN | 2.20 | ±20 | 1V/100K | 89.0 | 106.8 | 3.3 | 2.80 | 2.80 | 2.40 | 1 |
| TMAF0301S-3R3MN | 3.30 | ±20 | 1V/100K | 140.0 | 160.0 | 2.3 | 1.90 | 2.20 | 1.80 | 1 |
| TMAF0301S-4R7MN | 4.70 | ±20 | 1V/100K | 179.0 | 215.0 | 2.1 | 1.80 | 1.90 | 1.70 | 1 |
| TMAF0301S-6R8MN | 6.80 | ±20 | 1V/100K | 280.0 | 340.0 | 1.7 | 1.50 | 1.50 | 1.40 | 1 |
| TMAF0301S-100MN | 10.0 | ±20 | 1V/100K | 382.0 | 420.0 | 1.5 | 1.35 | 1.25 | 1.15 | 1 |

# TMAF Series




Halogen-free RoHS

## ■ Specifications

1312 inch AxBxC=3.30x3.10,C=1.20(Max.) Unit : mm Operating Temperature:-40~+125℃

| Part Number | Inductance (uH) | Tolerance (%) | Test Frequency (Hz) | DCR (mΩ) typ. | DCR (mΩ) max. | I sat (A) typ. | I sat (A) max. | I rms (A) typ. | I rms (A) max. | Fig. |
|---|---|---|---|---|---|---|---|---|---|---|
| TMAF0312S-R30MN | 0.30 | ±20 | 1V/100K | 11.0 | 12.7 | 9.2 | 8.3 | 8.6 | 7.9 | 1 |
| TMAF0312S-R47MN | 0.47 | ±20 | 1V/100K | 15.3 | 17.6 | 8.0 | 7.2 | 7.3 | 6.4 | 1 |
| TMAF0312S-R68MN | 0.68 | ±20 | 1V/100K | 21.2 | 24.4 | 6.3 | 5.5 | 5.6 | 5.1 | 1 |
| TMAF0312S-1R0MN | 1.00 | ±20 | 1V/100K | 29.0 | 33.4 | 5.3 | 4.5 | 4.7 | 4.2 | 1 |
| TMAF0312S-1R5MN | 1.50 | ±20 | 1V/100K | 49.0 | 58.0 | 4.3 | 3.8 | 3.8 | 3.4 | 1 |
| TMAF0312S-2R2MN | 2.20 | ±20 | 1V/100K | 63.5 | 74.0 | 3.7 | 3.2 | 3.3 | 2.9 | 1 |
| TMAF0312S-3R3MN | 3.30 | ±20 | 1V/100K | 95.0 | 114.0 | 3.0 | 2.6 | 2.8 | 2.4 | 1 |
| TMAF0312S-4R7MN | 4.70 | ±20 | 1V/100K | 162.0 | 194.0 | 2.5 | 2.1 | 2.2 | 1.9 | 1 |

1716 inch AxBxC=4.30x4.10,C=0.80(Max.) Unit : mm Operating Temperature:-40~+125℃

| Part Number | Inductance (uH) | Tolerance (%) | Test Frequency (Hz) | DCR (mΩ) typ. | DCR (mΩ) max. | I sat (A) typ. | I sat (A) max. | I rms (A) typ. | I rms (A) max. | Fig. |
|---|---|---|---|---|---|---|---|---|---|---|
| TMAF040HS-6R8MN | 6.80 | ±20 | 1V/100K | 265.0 | 318.0 | 1.9 | 1.7 | 1.7 | 1.5 | 1 |
| TMAF040HS-100MN | 10.0 | ±20 | 1V/100K | 410.0 | 450.0 | 1.5 | 1.3 | 1.2 | 1.0 | 1 |

1716 inch AxBxC=4.30x4.10,C=1.00(Max.) Unit : mm Operating Temperature:-40~+125℃

| Part Number | Inductance (uH) | Tolerance (%) | Test Frequency (Hz) | DCR (mΩ) typ. | DCR (mΩ) max. | I sat (A) typ. | I sat (A) max. | I rms (A) typ. | I rms (A) max. | Fig. |
|---|---|---|---|---|---|---|---|---|---|---|
| TMAF0401S-R47MN | 0.47 | ±20 | 1V/100K | 19.0 | 22.8 | 8.2 | 7.2 | 7.5 | 6.8 | 1 |
| TMAF0401S-R56MN | 0.56 | ±20 | 1V/100K | 23.0 | 27.6 | 7.0 | 6.0 | 6.7 | 6.0 | 1 |
| TMAF0401S-R68MN | 0.68 | ±20 | 1V/100K | 25.0 | 30.0 | 6.5 | 5.6 | 6.0 | 5.5 | 1 |
| TMAF0401S-1R0MN | 1.00 | ±20 | 1V/100K | 33.0 | 39.6 | 5.5 | 4.8 | 5.4 | 5.0 | 1 |
| TMAF0401S-1R5MN | 1.50 | ±20 | 1V/100K | 45.0 | 54.0 | 4.8 | 4.4 | 4.9 | 4.5 | 1 |
| TMAF0401S-2R2MN | 2.20 | ±20 | 1V/100K | 60.0 | 72.0 | 3.9 | 3.3 | 3.9 | 3.5 | 1 |
| TMAF0401S-3R3MN | 3.30 | ±20 | 1V/100K | 90.0 | 108.0 | 3.3 | 2.9 | 3.3 | 2.9 | 1 |
| TMAF0401S-4R7MN | 4.70 | ±20 | 1V/100K | 135.0 | 162.0 | 2.8 | 2.5 | 2.5 | 2.2 | 1 |
| TMAF0401S-6R8MN | 6.80 | ±20 | 1V/100K | 191.0 | 230.0 | 2.1 | 1.8 | 2.1 | 1.8 | 1 |
| TMAF0401S-100MN | 10.0 | ±20 | 1V/100K | 298.0 | 350.0 | 1.7 | 1.5 | 1.7 | 1.5 | 1 |

# TMAF Series




Halogen-free RoHS

## ■ Specifications

1716 inch AxBxC=4.30x4.10,C=1.00(Max.) Unit : mm Operating Temperature:-40~+125℃

| Part Number | Inductance (uH) | Tolerance (%) | Test Frequency (Hz) | DCR (mΩ) typ. | DCR (mΩ) max. | I sat (A) typ. | I sat (A) max. | I rms (A) typ. | I rms (A) max. | Fig. |
|---|---|---|---|---|---|---|---|---|---|---|
| TMAF0412S-R47MN | 0.47 | ±20 | 1V/100K | 12.5 | 15.0 | 11.5 | 10.0 | 8.5 | 7.5 | 1 |
| TMAF0412S-R68MN | 0.68 | ±20 | 1V/100K | 17.5 | 21.0 | 10.0 | 9.0 | 7.3 | 6.8 | 1 |
| TMAF0412S-1R0MN | 1.00 | ±20 | 1V/100K | 22.5 | 27.0 | 8.2 | 7.2 | 6.6 | 6.0 | 1 |
| TMAF0412S-1R5MN | 1.50 | ±20 | 1V/100K | 31.5 | 37.8 | 6.2 | 5.6 | 5.5 | 5.0 | 1 |
| TMAF0412S-2R0MN | 2.00 | ±20 | 1V/100K | 39.0 | 46.8 | 5.7 | 5.2 | 5.0 | 4.5 | 1 |
| TMAF0412S-2R2MN | 2.20 | ±20 | 1V/100K | 48.0 | 57.6 | 5.5 | 5.0 | 4.2 | 3.8 | 1 |
| TMAF0412S-3R3MN | 3.30 | ±20 | 1V/100K | 76.0 | 91.2 | 4.2 | 3.7 | 3.6 | 3.1 | 1 |
| TMAF0412S-4R7MN | 4.70 | ±20 | 1V/100K | 103.0 | 124.0 | 3.7 | 3.2 | 3.0 | 2.7 | 1 |
| TMAF0412S-6R8MN | 6.80 | ±20 | 1V/100K | 133.0 | 160.0 | 3.0 | 2.6 | 2.6 | 2.3 | 1 |
| TMAF0412S-8R2MN | 8.20 | ±20 | 1V/100K | 195.0 | 234.0 | 2.6 | 2.3 | 2.2 | 1.9 | 1 |
| TMAF0412S-100MN | 10.0 | ±20 | 1V/100K | 217.0 | 260.0 | 2.3 | 2.1 | 1.9 | 1.7 | 1 |

2120inch AxBxC=5.40x5.10,C=1.00(Max.) Unit : mm Operating Temperature:-40~+125℃

| Part Number | Inductance (uH) | Tolerance (%) | Test Frequency (Hz) | DCR (mΩ) typ. | DCR (mΩ) max. | I sat (A) typ. | I sat (A) max. | I rms (A) typ. | I rms (A) max. | Fig. |
|---|---|---|---|---|---|---|---|---|---|---|
| TMAF0501SP-R47MN-D | 0.47 | ±20 | 1V/100K | 18.0 | 21.6 | 9.0 | 8.0 | 7.7 | 7.0 | 2 |
| TMAF0501SP-R68MN-D | 0.68 | ±20 | 1V/100K | 22.0 | 26.4 | 8.5 | 7.5 | 6.5 | 6.0 | 2 |
| TMAF0501SP-1R0MN-D | 1.00 | ±20 | 1V/100K | 28.0 | 33.6 | 7.0 | 6.2 | 6.0 | 5.5 | 2 |
| TMAF0501SP-1R2MN-D | 1.20 | ±20 | 1V/100K | 33.0 | 39.6 | 6.5 | 5.9 | 5.7 | 5.2 | 2 |
| TMAF0501SP-1R5MN-D | 1.50 | ±20 | 1V/100K | 37.0 | 44.4 | 6.2 | 5.7 | 5.5 | 5.0 | 2 |
| TMAF0501SP-2R2MN-D | 2.20 | ±20 | 1V/100K | 48.0 | 57.6 | 5.5 | 5.0 | 4.5 | 4.0 | 2 |
| TMAF0501SP-3R3MN-D | 3.30 | ±20 | 1V/100K | 75.0 | 90.0 | 4.8 | 4.3 | 4.0 | 3.5 | 2 |
| TMAF0501SP-4R7MN-D | 4.70 | ±20 | 1V/100K | 100.0 | 120.0 | 3.9 | 3.4 | 3.2 | 2.8 | 2 |
| TMAF0501SP-5R6MN-D | 5.60 | ±20 | 1V/100K | 135.0 | 162.0 | 3.3 | 2.9 | 2.7 | 2.4 | 2 |
| TMAF0501SP-6R8MN-D | 6.80 | ±20 | 1V/100K | 168.0 | 201.0 | 3.1 | 2.7 | 2.5 | 2.2 | 2 |
| TMAF0501SP-8R2MN-D | 8.20 | ±20 | 1V/100K | 200.0 | 240.0 | 2.8 | 2.4 | 2.2 | 1.9 | 2 |
| TMAF0501SP-100MN-D | 10.0 | ±20 | 1V/100K | 260.0 | 312.0 | 2.5 | 2.2 | 2.0 | 1.7 | 2 |

# TMAF Series




Halogen-free RoHS

## ■ Specifications

**2120inch AxBxC=5.40x5.10,C=1.20(Max.) Unit : mm Operating Temperature:-40~+125℃**

| Part Number | Inductance (uH) | Tolerance (%) | Test Frequency (Hz) | DCR (mΩ) typ. | DCR (mΩ) max. | I sat (A) typ. | I sat (A) max. | I rms (A) typ. | I rms (A) max. | Fig. |
|---|---|---|---|---|---|---|---|---|---|---|
| TMAF0512SP-R47MN-D | 0.47 | ±20 | 1V/100K | 12.0 | 14.4 | 12.0 | 10.0 | 9.0 | 8.0 | 1 |
| TMAF0512SP-R68MN-D | 0.68 | ±20 | 1V/100K | 15.0 | 18.0 | 11.0 | 9.5 | 8.0 | 7.5 | 1 |
| TMAF0512SP-1R0MN-D | 1.00 | ±20 | 1V/100K | 21.0 | 24.0 | 10.0 | 8.6 | 7.0 | 6.5 | 1 |
| TMAF0512SP-1R5MN-D | 1.50 | ±20 | 1V/100K | 26.0 | 31.2 | 7.2 | 6.5 | 6.0 | 5.5 | 1 |
| TMAF0512SP-2R2MN-D | 2.20 | ±20 | 1V/100K | 41.0 | 49.2 | 6.0 | 5.5 | 5.0 | 4.5 | 1 |
| TMAF0512SP-3R3MN-D | 3.30 | ±20 | 1V/100K | 61.0 | 73.2 | 5.2 | 4.7 | 4.5 | 4.0 | 1 |
| TMAF0512SP-4R7MN-D | 4.70 | ±20 | 1V/100K | 84.0 | 101.0 | 4.1 | 3.6 | 3.5 | 3.0 | 1 |
| TMAF0512SP-6R8MN-D | 6.80 | ±20 | 1V/100K | 123.0 | 148.0 | 3.7 | 3.3 | 3.0 | 2.6 | 1 |
| TMAF0512SP-100MN-D | 10.0 | ±20 | 1V/100K | 168.0 | 202.0 | 2.7 | 2.4 | 2.3 | 2.0 | 1 |

**2424inch AxBxC=6.10x6.10,C=1.00(Max.) Unit : mm Operating Temperature:-40~+125℃**

| Part Number | Inductance (uH) | Tolerance (%) | Test Frequency (Hz) | DCR (mΩ) typ. | DCR (mΩ) max. | I sat (A) typ. | I sat (A) max. | I rms (A) typ. | I rms (A) max. | Fig. |
|---|---|---|---|---|---|---|---|---|---|---|
| TMAF0601SP-R47MN-D | 0.47 | ±20 | 1V/100K | 17.0 | 20.4 | 10.5 | 9.5 | 8.2 | 7.5 | 3 |
| TMAF0601SP-R68MN-D | 0.68 | ±20 | 1V/100K | 21.0 | 25.2 | 9.0 | 8.2 | 7.0 | 6.5 | 3 |
| TMAF0601SP-1R0MN-D | 1.00 | ±20 | 1V/100K | 27.0 | 32.4 | 8.0 | 7.0 | 6.5 | 6.0 | 3 |
| TMAF0601SP-1R5MN-D | 1.50 | ±20 | 1V/100K | 35.0 | 42.0 | 7.0 | 6.3 | 5.7 | 5.2 | 3 |
| TMAF0601SP-2R2MN-D | 2.20 | ±20 | 1V/100K | 50.0 | 60.0 | 6.5 | 6.0 | 5.0 | 4.5 | 3 |
| TMAF0601SP-3R3MN-D | 3.30 | ±20 | 1V/100K | 72.0 | 86.4 | 6.0 | 5.5 | 4.2 | 3.7 | 3 |
| TMAF0601SP-4R7MN-D | 4.70 | ±20 | 1V/100K | 90.0 | 108.0 | 5.0 | 4.5 | 3.5 | 3.0 | 3 |
| TMAF0601SP-6R8MN-D | 6.80 | ±20 | 1V/100K | 144.0 | 173 .0 | 4.2 | 3.7 | 2.7 | 2.4 | 3 |
| TMAF0601SP-100MN-D | 10.0 | ±20 | 1V/100K | 200.0 | 240.0 | 3.5 | 3.0 | 2.3 | 2.0 | 3 |

**2424inch AxBxC=6.10x6.10,C=1.20(Max.) Unit : mm Operating Temperature:-40~+125℃**

| Part Number | Inductance (uH) | Tolerance (%) | Test Frequency (Hz) | DCR (mΩ) typ. | DCR (mΩ) max. | I sat (A) typ. | I sat (A) max. | I rms (A) typ. | I rms (A) max. | Fig. |
|---|---|---|---|---|---|---|---|---|---|---|
| TMAF0612SP-R47MN-D | 0.47 | ±20 | 1V/100K | 14.3 | 16.5 | 16.0 | 14.5 | 8.5 | 7.8 | 3 |
| TMAF0612SP-R68MN-D | 0.68 | ±20 | 1V/100K | 19.5 | 22.0 | 15.0 | 13.0 | 7.2 | 6.7 | 3 |
| TMAF0612SP-1R0MN-D | 1.00 | ±20 | 1V/100K | 23.0 | 26.5 | 12.0 | 11.0 | 6.5 | 6.0 | 3 |
| TMAF0612SP-1R5MN-D | 1.50 | ±20 | 1V/100K | 28.5 | 32.8 | 9.0 | 8.0 | 6.1 | 5.6 | 3 |
| TMAF0612SP-2R2MN-D | 2.20 | ±20 | 1V/100K | 33.2 | 38.8 | 8.0 | 7.0 | 5.6 | 5.1 | 3 |
| TMAF0612SP-3R3MN-D | 3.30 | ±20 | 1V/100K | 50.0 | 60.0 | 7.5 | 6.5 | 5.0 | 4.5 | 3 |
| TMAF0612SP-4R7MN-D | 4.70 | ±20 | 1V/100K | 70.0 | 82.0 | 6.3 | 5.7 | 4.2 | 3.8 | 3 |
| TMAF0612SP-6R8MN-D | 6.80 | ±20 | 1V/100K | 115.0 | 138.0 | 4.6 | 4.0 | 3.5 | 3.0 | 3 |
| TMAF0612SP-100MN-D | 10.0 | ±20 | 1V/100K | 150.0 | 180.0 | 4.0 | 3.5 | 2.8 | 2.4 | 3 |

# THMC Series




Halogen-free RoHS

## ■ Dimensions （Unit：mm）

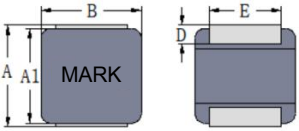


Fig.1

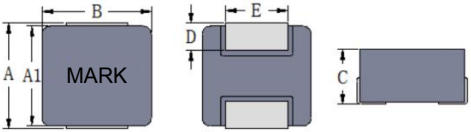


Fig.2

| P/N | A | A1 | B | C | D | E | Fig. |
|---|---|---|---|---|---|---|---|
| THMC0421SP | 4.3±0.3 | 4.1±0.3 | 4.2±0.2 | 1.9±0.2 | 0.8±0.3 | 3.0±0.2 | 1 |
| | | | | | | | |
| THMC0502SP | 5.7±0.3 | 5.2±0.3 | 5.3±0.2 | 1.8±0.2 | 1.2±0.3 | 3.0±0.3 | 2 |
| THMC0524SP | 5.7±0.3 | 5.2±0.3 | 5.3±0.2 | 2.2±0.2 | 1.2±0.3 | 3.0±0.3 | 2 |
| THMC0503SP | 5.7±0.3 | 5.2±0.3 | 5.3±0.2 | 2.8±0.2 | 1.2±0.3 | 3.0±0.3 | 2 |
| | | | | | | | |
| THMC0602 | 7.3±0.3 | 6.7±0.3 | 6.6±0.3 | 1.8±0.2 | 1.8±0.3 | 3.0±0.3 | 2 |
| THMC0624 | 7.3±0.3 | 6.7±0.3 | 6.6±0.3 | 2.2±0.2 | 1.8±0.3 | 3.0±0.3 | 2 |
| THMC0603 | 7.3±0.3 | 6.7±0.3 | 6.6±0.3 | 2.8±0.2 | 1.8±0.3 | 3.0±0.3 | 2 |

## ■ Specifications

**1716 inch　AxBxC=4.30x4.20,C=2.10(Max.)　Unit : mm　　Operating Temperature:-40~+125℃**

| Part Number | Inductance (uH) | Tolerance (%) | Test Frequency (Hz) | DCR (mΩ) typ. | DCR (mΩ) max. | I sat (A) typ. | I sat (A) max. | I rms (A) typ. | I rms (A) max. | Fig. |
|---|---|---|---|---|---|---|---|---|---|---|
| THMC0421SP-R10MG | 0.10 | ±20 | 1V/100K | 1.9 | 2.3 | 35.0 | 32.0 | 19.0 | 18.0 | 1 |
| THMC0421SP-R15MG | 0.15 | ±20 | 1V/100K | 3.1 | 3.8 | 29.0 | 26.0 | 16.5 | 15.0 | 1 |
| THMC0421SP-R22MG | 0.22 | ±20 | 1V/100K | 3.3 | 4.0 | 18.0 | 16.0 | 16.0 | 14.0 | 1 |
| THMC0421SP-R33MG | 0.33 | ±20 | 1V/100K | 5.0 | 5.8 | 15.0 | 13.0 | 15.0 | 13.0 | 1 |
| THMC0421SP-R47MG | 0.47 | ±20 | 1V/100K | 6.0 | 7.2 | 13.0 | 11.0 | 13.0 | 11.0 | 1 |
| THMC0421SP-R56MG | 0.56 | ±20 | 1V/100K | 6.8 | 8.2 | 12.0 | 10.5 | 12.0 | 10.5 | 1 |
| THMC0421SP-R68MG | 0.68 | ±20 | 1V/100K | 8.2 | 9.9 | 11.0 | 10.0 | 11.0 | 10.0 | 1 |
| THMC0421SP-1R0MG | 1.0 | ±20 | 1V/100K | 11.5 | 13.8 | 10.0 | 9.5 | 10.0 | 9.5 | 1 |
| THMC0421SP-1R5MG | 1.5 | ±20 | 1V/100K | 15.4 | 18.5 | 9.0 | 8.0 | 9.0 | 8.0 | 1 |
| THMC0421SP-2R2MG | 2.2 | ±20 | 1V/100K | 25.0 | 30.0 | 7.2 | 6.5 | 7.2 | 6.5 | 1 |
| THMC0421SP-3R3MG | 3.3 | ±20 | 1V/100K | 41.0 | 49.2 | 6.9 | 6.2 | 5.5 | 5.0 | 1 |
| THMC0421SP-4R7MG | 4.7 | ±20 | 1V/100K | 60.0 | 69.0 | 5.8 | 5.2 | 4.7 | 4.1 | 1 |
| THMC0421SP-5R6MG | 5.6 | ±20 | 1V/100K | 68.0 | 78.2 | 4.3 | 3.7 | 4.1 | 3.5 | 1 |
| THMC0421SP-6R8MG | 6.8 | ±20 | 1V/100K | 80.5 | 92.5 | 3.9 | 3.4 | 3.8 | 3.3 | 1 |
| THMC0421SP-8R2MG | 8.2 | ±20 | 1V/100K | 105.0 | 121.0 | 3.5 | 3.1 | 3.3 | 3.0 | 1 |
| THMC0421SP-100MG | 10.0 | ±20 | 1V/100K | 126.0 | 145.0 | 3.3 | 3.0 | 3.1 | 2.9 | 1 |
| THMC0421SP-120MG | 12.0 | ±20 | 1V/100K | 140.0 | 161.0 | 2.7 | 2.4 | 2.7 | 2.4 | 1 |
| THMC0421SP-150MG | 15.0 | ±20 | 1V/100K | 165.0 | 190.0 | 2.4 | 2.1 | 2.4 | 2.1 | 1 |

# THMC Series




Halogen-free RoHS

## ■ Specifications

2321inch AxBxC=5.7x5.30,C=2.0(Max.) Unit : mm Operating Temperature:-40~+125℃

| Part Number | Inductance (uH) | Tolerance (%) | Test Frequency (Hz) | DCR (mΩ) typ. | DCR (mΩ) max. | I sat (A) typ. | I sat (A) max. | I rms (A) typ. | I rms (A) max. | Fig. |
|---|---|---|---|---|---|---|---|---|---|---|
| THMC0502SP-R22MG-D | 0.22 | ±20 | 1V/100K | 2.5 | 2.8 | 26.0 | 23.0 | 20.0 | 18.0 | 2 |
| THMC0502SP-R33MG-D | 0.33 | ±20 | 1V/100K | 3.5 | 4.0 | 22.0 | 19.0 | 17.0 | 15.0 | 2 |
| THMC0502SP-R47MG-D | 0.47 | ±20 | 1V/100K | 4.3 | 5.1 | 18.5 | 16.5 | 16.5 | 14.5 | 2 |
| THMC0502SP-R56MG-D | 0.56 | ±20 | 1V/100K | 5.0 | 6.0 | 16.0 | 14.5 | 14.5 | 13.0 | 2 |
| THMC0502SP-R68MG-D | 0.68 | ±20 | 1V/100K | 5.5 | 6.6 | 14.0 | 12.5 | 14.0 | 12.5 | 2 |
| THMC0502SP-R75MG-D | 0.75 | ±20 | 1V/100K | 6.3 | 7.6 | 13.5 | 12.0 | 13.5 | 12.0 | 2 |
| THMC0502SP-R82MG-D | 0.82 | ±20 | 1V/100K | 6.9 | 8.3 | 13.0 | 11.5 | 13.0 | 11.5 | 2 |
| THMC0502SP-1R0MG-D | 1.0 | ±20 | 1V/100K | 8.0 | 9.6 | 12.5 | 11.0 | 12.5 | 11.0 | 2 |
| THMC0502SP-1R2MG-D | 1.2 | ±20 | 1V/100K | 10.1 | 12.1 | 11.0 | 10.0 | 11.0 | 10.0 | 2 |
| THMC0502SP-1R5MG-D | 1.5 | ±20 | 1V/100K | 12.8 | 15.4 | 9.5 | 8.5 | 9.5 | 8.5 | 2 |
| THMC0502SP-2R2MG-D | 2.2 | ±20 | 1V/100K | 22.0 | 26.4 | 8.5 | 7.5 | 8.0 | 7.0 | 2 |
| THMC0502SP-3R3MG-D | 3.3 | ±20 | 1V/100K | 33.0 | 39.6 | 7.0 | 6.0 | 6.0 | 5.0 | 2 |
| THMC0502SP-4R7MG-D | 4.7 | ±20 | 1V/100K | 47.0 | 56.4 | 6.0 | 5.0 | 5.0 | 4.0 | 2 |
| THMC0502SP-5R6MG-D | 5.6 | ±20 | 1V/100K | 51.0 | 61.2 | 5.0 | 4.5 | 4.5 | 4.0 | 2 |
| THMC0502SP-6R8MG-D | 6.8 | ±20 | 1V/100K | 57.0 | 68.4 | 4.5 | 4.0 | 4.0 | 3.5 | 2 |
| THMC0502SP-8R2MG-D | 8.2 | ±20 | 1V/100K | 75.0 | 90.0 | 4.1 | 3.7 | 3.7 | 3.4 | 2 |
| THMC0502SP-100MG-D | 10.0 | ±20 | 1V/100K | 91.0 | 110.0 | 3.9 | 3.5 | 3.5 | 3.1 | 2 |
| THMC0502SP-150MG-D | 15.0 | ±20 | 1V/100K | 144.0 | 173.0 | 3.4 | 2.9 | 3.0 | 2.5 | 2 |
| THMC0502SP-220MG-D | 22.0 | ±20 | 1V/100K | 201.0 | 242.0 | 2.6 | 2.2 | 2.3 | 2.0 | 2 |

2321inch AxBxC=5.70x5.30,C=2.40(Max.) Unit : mm Operating Temperature:-40~+125℃

| Part Number | Inductance (uH) | Tolerance (%) | Test Frequency (Hz) | DCR (mΩ) typ. | DCR (mΩ) max. | I sat (A) typ. | I sat (A) max. | I rms (A) typ. | I rms (A) max. | Fig. |
|---|---|---|---|---|---|---|---|---|---|---|
| THMC0524SP-R22MG-D | 0.22 | ±20 | 1V/100K | 2.2 | 2.5 | 30.0 | 27.0 | 22.0 | 20.0 | 2 |
| THMC0524SP-R33MG-D | 0.33 | ±20 | 1V/100K | 3.0 | 3.3 | 25.0 | 22.0 | 19.0 | 17.0 | 2 |

# THMC Series




Halogen-free RoHS

## ■ Specifications

**2321 inch AxBxC=5.70x5.30,C=3.00(Max.) Unit : mm Operating Temperature:-40~+125℃**

| Part Number | Inductance (uH) | Tolerance (%) | Test Frequency (Hz) | DCR (mΩ) typ. | DCR (mΩ) max. | I sat (A) typ. | I sat (A) max. | I rms (A) typ. | I rms (A) max. | Fig. |
|---|---|---|---|---|---|---|---|---|---|---|
| THMC0503SP-R24MG-D | 0.24 | ±20 | 1V/100K | 2.5 | 3.0 | 38.0 | 33.0 | 25.0 | 22.5 | 2 |
| THMC0503SP-R33MG-D | 0.33 | ±20 | 1V/100K | 2.8 | 3.4 | 25.0 | 22.0 | 21.0 | 19.0 | 2 |
| THMC0503SP-R36MG-D | 0.36 | ±20 | 1V/100K | 2.9 | 3.5 | 24.0 | 21.0 | 20.0 | 18.0 | 2 |
| THMC0503SP-R47MG-D | 0.47 | ±20 | 1V/100K | 3.2 | 3.9 | 20.0 | 17.0 | 19.0 | 17.0 | 2 |
| THMC0503SP-R68MG-D | 0.68 | ±20 | 1V/100K | 4.3 | 5.2 | 18.0 | 15.0 | 17.0 | 15.0 | 2 |
| THMC0503SP-1R0MG-D | 1.0 | ±20 | 1V/100K | 5.6 | 6.7 | 16.0 | 13.5 | 15.0 | 13.0 | 2 |
| THMC0503SP-1R2MG-D | 1.2 | ±20 | 1V/100K | 7.0 | 8.4 | 15.3 | 13.3 | 14.5 | 12.7 | 2 |
| THMC0503SP-1R5MG-D | 1.5 | ±20 | 1V/100K | 8.3 | 10.0 | 15.0 | 13.0 | 14.0 | 12.5 | 2 |
| THMC0503SP-2R2MG-D | 2.2 | ±20 | 1V/100K | 12.0 | 14.4 | 12.5 | 11.0 | 12.0 | 10.5 | 2 |
| THMC0503SP-3R3MG-D | 3.3 | ±20 | 1V/100K | 17.5 | 21.0 | 10.5 | 9.0 | 10.0 | 9.0 | 2 |
| THMC0503SP-4R7MG-D | 4.7 | ±20 | 1V/100K | 27.0 | 32.4 | 10.0 | 8.6 | 8.5 | 7.0 | 2 |
| THMC0503SP-5R6MG-D | 5.6 | ±20 | 1V/100K | 37.0 | 44.4 | 8.0 | 7.2 | 7.2 | 6.5 | 2 |
| THMC0503SP-6R8MG-D | 6.8 | ±20 | 1V/100K | 41.5 | 50.0 | 7.5 | 6.7 | 6.6 | 6.0 | 2 |
| THMC0503SP-8R2MG-D | 8.2 | ±20 | 1V/100K | 52.0 | 62.4 | 7.3 | 6.4 | 5.8 | 5.2 | 2 |
| THMC0503SP-100MG-D | 10.0 | ±20 | 1V/100K | 65.0 | 78.0 | 6.8 | 6.0 | 5.0 | 4.5 | 2 |
| THMC0503SP-150MG-D | 15.0 | ±20 | 1V/100K | 98.0 | 118.0 | 3.7 | 3.2 | 3.5 | 3.0 | 2 |
| THMC0503SP-220MG-D | 22.0 | ±20 | 1V/100K | 133.0 | 160.0 | 3.5 | 3.1 | 3.1 | 2.7 | 2 |

**2926 inch AxBxC=7.30x6.60,C=2.00(Max.) Unit : mm Operating Temperature:-40~+125℃**

| Part Number | Inductance (uH) | Tolerance (%) | Test Frequency (Hz) | DCR (mΩ) typ. | DCR (mΩ) max. | I sat (A) typ. | I sat (A) max. | I rms (A) typ. | I rms (A) max. | Fig. |
|---|---|---|---|---|---|---|---|---|---|---|
| THMC0602S-R20MG-D | 0.20 | ±20 | 1V/100K | 1.8 | 2.2 | 38.0 | 35.0 | 23.0 | 20.0 | 2 |
| THMC0602S-R33MG-D | 0.33 | ±20 | 1V/100K | 2.4 | 2.9 | 28.0 | 26.0 | 20.0 | 17.0 | 2 |
| THMC0602S-R47MG-D | 0.47 | ±20 | 1V/100K | 4.1 | 4.9 | 23.0 | 20.0 | 17.0 | 15.0 | 2 |
| THMC0602S-R68MG-D | 0.68 | ±20 | 1V/100K | 4.6 | 5.5 | 21.0 | 19.0 | 16.0 | 14.0 | 2 |
| THMC0602S-1R0MG-D | 1.0 | ±20 | 1V/100K | 7.0 | 8.4 | 15.0 | 13.0 | 12.0 | 10.0 | 2 |
| THMC0602S-1R5MG-D | 1.5 | ±20 | 1V/100K | 13.5 | 16.2 | 12.0 | 11.0 | 11.0 | 9.0 | 2 |
| THMC0602S-2R2MG-D | 2.2 | ±20 | 1V/100K | 21.0 | 25.2 | 9.5 | 8.5 | 9.0 | 8.0 | 2 |
| THMC0602S-3R3MG-D | 3.3 | ±20 | 1V/100K | 29.0 | 34.8 | 8.0 | 7.0 | 7.5 | 6.5 | 2 |
| THMC0602S-4R7MG-D | 4.7 | ±20 | 1V/100K | 38.0 | 45.6 | 7.0 | 6.0 | 6.5 | 5.5 | 2 |
| THMC0602S-5R6MG-D | 5.6 | ±20 | 1V/100K | 42.0 | 50.4 | 6.5 | 5.6 | 6.0 | 5.0 | 2 |
| THMC0602S-6R8MG-D | 6.8 | ±20 | 1V/100K | 56.0 | 64.0 | 6.0 | 5.2 | 5.3 | 4.5 | 2 |
| THMC0602S-8R2MG-D | 8.2 | ±20 | 1V/100K | 67.0 | 77.1 | 5.2 | 4.7 | 4.8 | 4.2 | 2 |
| THMC0602S-100MG-D | 10.0 | ±20 | 1V/100K | 80.0 | 90.0 | 4.8 | 4.2 | 4.3 | 3.8 | 2 |
| THMC0602S-120MG-D | 12.0 | ±20 | 1V/100K | 87.0 | 104.0 | 4.3 | 3.8 | 3.7 | 3.2 | 2 |

# THMC Series




Halogen-free RoHS

## ■ Specifications

2926 inch AxBxC=7.30x6.60,C=2.40(Max.) Unit : mm Operating Temperature:-40~+125℃

| Part Number | Inductance (uH) | Tolerance (%) | Test Frequency (Hz) | DCR (mΩ) typ. | DCR (mΩ) max. | I sat (A) typ. | I sat (A) max. | I rms (A) typ. | I rms (A) max. | Fig. |
|---|---|---|---|---|---|---|---|---|---|---|
| THMC0624S-R20MG-D | 0.20 | ±20 | 1V/100K | 1.6 | 1.9 | 41 | 37 | 25 | 21 | 2 |
| THMC0624S-R33MG-D | 0.33 | ±20 | 1V/100K | 2.0 | 2.4 | 33 | 30 | 21 | 18 | 2 |
| THMC0624S-R47MG-D | 0.47 | ±20 | 1V/100K | 3.6 | 4.2 | 27 | 24 | 19 | 16 | 2 |
| THMC0624S-R68MG-D | 0.68 | ±20 | 1V/100K | 4.0 | 4.6 | 23 | 21 | 17 | 15 | 2 |
| THMC0624S-1R0MG-D | 1.0 | ±20 | 1V/100K | 5.9 | 6.8 | 17 | 15 | 15 | 13 | 2 |
| THMC0624S-1R5MG-D | 1.5 | ±20 | 1V/100K | 8.7 | 10.1 | 15 | 13 | 13 | 11 | 2 |
| THMC0624S-2R2MG-D | 2.2 | ±20 | 1V/100K | 12.8 | 14.7 | 12 | 11 | 10 | 9 | 2 |
| THMC0624S-3R3MG-D | 3.3 | ±20 | 1V/100K | 24 | 27.6 | 9.0 | 8.0 | 8.0 | 7.0 | 2 |
| THMC0624S-4R7MG-D | 4.7 | ±20 | 1V/100K | 32 | 36.8 | 8.0 | 7.0 | 7.0 | 6.0 | 2 |
| THMC0624S-5R6MG-D | 5.6 | ±20 | 1V/100K | 35 | 40.2 | 7.5 | 6.5 | 6.5 | 5.5 | 2 |
| THMC0624S-6R8MG-D | 6.8 | ±20 | 1V/100K | 44 | 50.6 | 7.0 | 6.0 | 6.0 | 5.0 | 2 |
| THMC0624S-8R2MG-D | 8.2 | ±20 | 1V/100K | 46 | 53 | 6.0 | 5.5 | 5.5 | 5.0 | 2 |
| THMC0624S-100MG-D | 10.0 | ±20 | 1V/100K | 64 | 73.6 | 5.5 | 5.0 | 5.0 | 4.5 | 2 |

2926 inch AxBxC=7.30x6.60,C=3.00(Max.) Unit : mm Operating Temperature:-40~+125℃

| Part Number | Inductance (uH) | Tolerance (%) | Test Frequency (Hz) | DCR (mΩ) typ. | DCR (mΩ) max. | I sat (A) typ. | I sat (A) max. | I rms (A) typ. | I rms (A) max. | Fig. |
|---|---|---|---|---|---|---|---|---|---|---|
| THMC0603S-R22MG-D | 0.22 | ±20 | 1V/100K | 1.5 | 1.8 | 45.0 | 40.0 | 35.0 | 31.0 | 2 |
| THMC0603S-R33MG-D | 0.33 | ±20 | 1V/100K | 1.85 | 2.1 | 37.0 | 33.0 | 31.0 | 27.0 | 2 |
| THMC0603S-R36MG-D | 0.36 | ±20 | 1V/100K | 2.2 | 2.5 | 35.0 | 31.0 | 30.0 | 26.0 | 2 |
| THMC0603S-R47MG-D | 0.47 | ±20 | 1V/100K | 2.7 | 3.2 | 31.0 | 28.0 | 25.0 | 21.0 | 2 |
| THMC0603S-R56MG-D | 0.56 | ±20 | 1V/100K | 2.8 | 3.3 | 28.0 | 25.0 | 22.0 | 19.0 | 2 |
| THMC0603S-R68MG-D | 0.68 | ±20 | 1V/100K | 3.4 | 4.0 | 25.0 | 23.0 | 20.0 | 17.0 | 2 |
| THMC0603S-R82MG-D | 0.82 | ±20 | 1V/100K | 4.0 | 4.6 | 21.0 | 19.0 | 18.0 | 15.5 | 2 |
| THMC0603S-1R0MG-D | 1.0 | ±20 | 1V/100K | 4.8 | 5.3 | 19.0 | 17.0 | 16.0 | 14.0 | 2 |
| THMC0603S-1R2MG-D | 1.2 | ±20 | 1V/100K | 5.9 | 6.5 | 18.0 | 16.0 | 15.0 | 13.0 | 2 |
| THMC0603S-1R5MG-D | 1.5 | ±20 | 1V/100K | 6.8 | 7.5 | 15.0 | 13.0 | 14.0 | 12.0 | 2 |
| THMC0603S-2R2MG-D | 2.2 | ±20 | 1V/100K | 8.6 | 9.4 | 12.0 | 11.0 | 11.5 | 10.5 | 2 |
| THMC0603S-3R3MG-D | 3.3 | ±20 | 1V/100K | 13.5 | 15.0 | 10.0 | 9.0 | 9.5 | 8.5 | 2 |
| THMC0603S-4R7MG-D | 4.7 | ±20 | 1V/100K | 20.0 | 22.0 | 8.0 | 7.0 | 7.5 | 6.5 | 2 |
| THMC0603S-6R8MG-D | 6.8 | ±20 | 1V/100K | 33.0 | 38.0 | 7.0 | 6.5 | 6.5 | 5.5 | 2 |
| THMC0603S-8R2MG-D | 8.2 | ±20 | 1V/100K | 36.0 | 40.0 | 6.0 | 5.5 | 5.5 | 5.0 | 2 |
| THMC0603S-100MG-D | 10.0 | ±20 | 1V/100K | 43.0 | 47.0 | 5.5 | 5.0 | 5.3 | 4.8 | 2 |

# THMA Series



Halogen-free RoHS

## ■ Dimensions （Unit：mm）

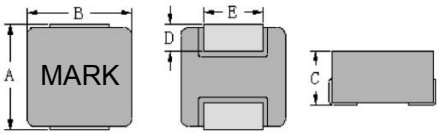


Fig.1

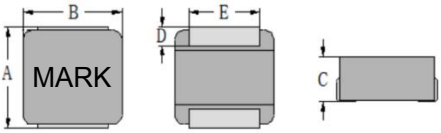


Fig.2

| P/N | A | B | C | D | E | Fig. |
|---|---|---|---|---|---|---|
| THMA0301S | 3.3±0.2 | 3.1±0.2 | 0.8±0.2 | 0.8±0.2 | 1.6±0.2 | 1 |
| | | | | | | |
| THMA040HS | 4.3±0.2 | 4.1±0.2 | 0.7±0.1 | 0.8±0.25 | 2.0±0.2 | 1 |
| THMA0421SP | 4.2±0.3 | 4.1±0.2 | 1.9±0.2 | 0.8±0.30 | 3.0±0.2 | 2 |
| | | | | | | |
| THMA0503SP | 5.6±0.3 | 5.2±0.2 | 2.8±0.2 | 1.3±0.30 | 3.0±0.3 | 1 |
| | | | | | | |
| THMA0624S | 7.1±0.3 | 6.5±0.2 | 2.2±0.2 | 1.8±0.30 | 3.0±0.3 | 1 |
| THMA0603S | 7.1±0.3 | 6.5±0.2 | 2.8±0.2 | 1.8±0.30 | 3.0±0.3 | 1 |

## ■ Specifications

**1312 inch AxBxC=3.30x3.10,C=1.00(Max.) Unit : mm Operating Temperature:-40~+125℃**

| Part Number | Inductance (uH) | Tolerance (%) | Test Frequency (Hz) | DCR (mΩ) typ. | DCR (mΩ) max. | I sat (A) typ. | I sat (A) max. | I rms (A) typ. | I rms (A) max. | Fig. |
|---|---|---|---|---|---|---|---|---|---|---|
| THMA0301S-4R7MN | 4.7 | ±20 | 1V/100K | 190 | 238 | 1.9 | 1.7 | 1.9 | 1.7 | 1 |
| THMA0301S-6R8MN | 6.8 | ±20 | 1V/100K | 280 | 340 | 1.7 | 1.5 | 1.7 | 1.5 | 1 |
| THMA0301S-100MN | 10.0 | ±20 | 1V/100K | 382 | 420 | 1.4 | 1.2 | 1.4 | 1.2 | 1 |

**1716inch AxBxC=4.30x4.10,C=0.8(Max.) Unit : mm Operating Temperature:-40~+125℃**

| Part Number | Inductance (uH) | Tolerance (%) | Test Frequency (Hz) | DCR (mΩ) typ. | DCR (mΩ) max. | I sat (A) typ. | I sat (A) max. | I rms (A) typ. | I rms (A) max. | Fig. |
|---|---|---|---|---|---|---|---|---|---|---|
| THMA040HS-5R6MN | 5.6 | ±20 | 1V/100K | 250 | 300 | 2.3 | 1.9 | 1.7 | 1.6 | 1 |
| THMA040HS-6R8MN | 6.8 | ±20 | 1V/100K | 260 | 312 | 2.2 | 1.8 | 1.6 | 1.5 | 1 |
| THMA040HS-100MN | 10.0 | ±20 | 1V/100K | 349 | 384 | 1.6 | 1.4 | 1.4 | 1.2 | 1 |

# THMA Series



Halogen-free RoHS

## ■ Specifications

1716inch AxBxC=4.20x4.10,C=2.10(Max.) Unit : mm Operating Temperature:-40~+125℃

| Part Number | Inductance (uH) | Tolerance (%) | Test Frequency (Hz) | DCR (mΩ) typ. | DCR (mΩ) max. | I sat (A) typ. | I sat (A) max. | I rms (A) typ. | I rms (A) max. | Fig. |
|---|---|---|---|---|---|---|---|---|---|---|
| THMA0421SP-R10MN | 0.10 | ±20 | 1V/100K | 1.6 | 2.0 | 26.0 | 23.0 | 24.0 | 22.0 | 2 |
| THMA0421SP-R15MN | 0.15 | ±20 | 1V/100K | 2.9 | 3.5 | 22.0 | 20.0 | 18.0 | 16.0 | 2 |
| THMA0421SP-R22MN | 0.22 | ±20 | 1V/100K | 4.1 | 4.9 | 16.0 | 13.0 | 16.0 | 14.0 | 2 |
| THMA0421SP-R33MN | 0.33 | ±20 | 1V/100K | 4.8 | 5.8 | 13.5 | 11.5 | 15.0 | 13.0 | 2 |
| THMA0421SP-R47MN | 0.47 | ±20 | 1V/100K | 6.0 | 7.0 | 11.0 | 9.5 | 13.0 | 11.0 | 2 |
| THMA0421SP-R56MN | 0.56 | ±20 | 1V/100K | 6.5 | 7.8 | 10.2 | 8.7 | 12.0 | 10.5 | 2 |
| THMA0421SP-R68MN | 0.68 | ±20 | 1V/100K | 7.6 | 8.8 | 9.5 | 8.2 | 11.0 | 10.0 | 2 |
| THMA0421SP-1R0MN | 1.0 | ±20 | 1V/100K | 9.5 | 11.0 | 8.0 | 7.0 | 10.0 | 9.5 | 2 |
| THMA0421SP-1R5MN | 1.5 | ±20 | 1V/100K | 14.0 | 16.0 | 6.8 | 6.2 | 8.5 | 7.8 | 2 |
| THMA0421SP-2R2MN | 2.2 | ±20 | 1V/100K | 20.9 | 23.0 | 5.5 | 4.8 | 7.5 | 6.8 | 2 |
| THMA0421SP-3R3MN | 3.3 | ±20 | 1V/100K | 38.0 | 45.6 | 5.0 | 4.4 | 5.6 | 5.2 | 2 |
| THMA0421SP-4R7MN | 4.7 | ±20 | 1V/100K | 54.0 | 64.8 | 4.2 | 3.7 | 4.5 | 4.0 | 2 |
| THMA0421SP-5R6MN | 5.6 | ±20 | 1V/100K | 63.0 | 75.6 | 3.5 | 3.1 | 4.1 | 3.6 | 2 |
| THMA0421SP-6R8MN | 6.8 | ±20 | 1V/100K | 80.5 | 92.5 | 3.1 | 2.8 | 3.5 | 3.0 | 2 |
| THMA0421SP-8R2MN | 8.2 | ±20 | 1V/100K | 103.0 | 118.5 | 2.9 | 2.6 | 3.2 | 2.8 | 2 |
| THMA0421SP-100MN | 10.0 | ±20 | 1V/100K | 115.0 | 132.0 | 2.7 | 2.4 | 2.8 | 2.5 | 2 |

2020 inch AxBxC=5.60x5.20,C=3.00(Max.) Unit : mm Operating Temperature:-40~+125℃

| Part Number | Inductance (uH) | Tolerance (%) | Test Frequency (Hz) | DCR (mΩ) typ. | DCR (mΩ) max. | I sat (A) typ. | I sat (A) max. | I rms (A) typ. | I rms (A) max. | Fig. |
|---|---|---|---|---|---|---|---|---|---|---|
| THMA0503SP-R47MN-D | 0.47 | ±20 | 1V/100K | 3.1 | 3.7 | 14.0 | 12.5 | 18.0 | 16.0 | 1 |
| THMA0503SP-R68MN-D | 0.68 | ±20 | 1V/100K | 3.7 | 4.3 | 11.5 | 10.5 | 15.0 | 13.0 | 1 |
| THMA0503SP-1R0MN-D | 1.0 | ±20 | 1V/100K | 5.6 | 6.7 | 11.0 | 10.5 | 14.0 | 12.5 | 1 |
| THMA0503SP-1R5MN-D | 1.5 | ±20 | 1V/100K | 8.3 | 10.0 | 10.5 | 9.5 | 13.0 | 12.0 | 1 |
| THMA0503SP-2R2MN-D | 2.2 | ±20 | 1V/100K | 12.0 | 14.4 | 8.5 | 7.5 | 10.5 | 9.5 | 1 |
| THMA0503SP-3R3MN-D | 3.3 | ±20 | 1V/100K | 16.0 | 19.2 | 7.5 | 6.5 | 8.5 | 8.0 | 1 |
| THMA0503SP-4R7MN-D | 4.7 | ±20 | 1V/100K | 26.0 | 31.2 | 6.5 | 5.5 | 7.0 | 6.6 | 1 |
| THMA0503SP-5R6MN-D | 5.6 | ±20 | 1V/100K | 33.0 | 39.6 | 6.1 | 5.2 | 6.5 | 5.8 | 1 |
| THMA0503SP-6R8MN-D | 6.8 | ±20 | 1V/100K | 36.0 | 43.2 | 5.9 | 5.0 | 6.3 | 5.4 | 1 |
| THMA0503SP-8R2MN-D | 8.2 | ±20 | 1V/100K | 46.0 | 55.2 | 5.5 | 4.7 | 5.8 | 5.1 | 1 |
| THMA0503SP-100MN-D | 10.0 | ±20 | 1V/100K | 58.0 | 69.6 | 5.0 | 4.2 | 5.2 | 4.6 | 1 |
| THMA0503SP-150MN-D | 15.0 | ±20 | 1V/100K | 90.0 | 108.0 | 2.6 | 2.2 | 4.1 | 3.6 | 1 |
| THMA0503SP-220MN-D | 22.0 | ±20 | 1V/100K | 111.0 | 133.2 | 2.2 | 1.9 | 3.6 | 3.3 | 1 |

# THMA Series



Halogen-free RoHS

## ■ Specifications

**2826 inch AxBxC=7.10x6.50,C=2.40(Max.) Unit : mm Operating Temperature:-40~+125℃**

| Part Number | Inductance (uH) | Tolerance (%) | Test Frequency (Hz) | DCR (mΩ) typ. | DCR (mΩ) max. | I sat (A) typ. | I sat (A) max. | I rms (A) typ. | I rms (A) max. | Fig. |
|---|---|---|---|---|---|---|---|---|---|---|
| THMA0624S-R22MN-D | 0.22 | ±20 | 1V/100K | 1.7 | 2.0 | 31.0 | 28.0 | 28.0 | 24.0 | 1 |
| THMA0624S-R33MN-D | 0.33 | ±20 | 1V/100K | 2.0 | 2.4 | 20.0 | 18.0 | 25.0 | 22.0 | 1 |
| THMA0624S-R47MN-D | 0.47 | ±20 | 1V/100K | 3.3 | 4.0 | 17.0 | 15.0 | 22.0 | 20.0 | 1 |
| THMA0624S-R68MN-D | 0.68 | ±20 | 1V/100K | 3.8 | 4.4 | 15.5 | 13.5 | 19.0 | 17.0 | 1 |
| THMA0624S-R82MN-D | 0.82 | ±20 | 1V/100K | 4.7 | 5.4 | 15.0 | 13.0 | 18.0 | 16.0 | 1 |
| THMA0624S-1R0MN-D | 1.0 | ±20 | 1V/100K | 5.7 | 6.6 | 13.0 | 11.0 | 16.0 | 14.5 | 1 |
| THMA0624S-1R5MN-D | 1.5 | ±20 | 1V/100K | 7.7 | 9.3 | 10.5 | 9.5 | 14.0 | 12.5 | 1 |
| THMA0624S-2R2MN-D | 2.2 | ±20 | 1V/100K | 11.5 | 13.8 | 8.6 | 7.8 | 11.5 | 10.0 | 1 |
| THMA0624S-3R3MN-D | 3.3 | ±20 | 1V/100K | 19.0 | 22.8 | 7.1 | 6.5 | 9.0 | 8.0 | 1 |
| THMA0624S-4R7MN-D | 4.7 | ±20 | 1V/100K | 28.0 | 33.6 | 5.2 | 4.5 | 8.0 | 7.0 | 1 |
| THMA0624S-5R6MN-D | 5.6 | ±20 | 1V/100K | 31.0 | 37.2 | 4.3 | 3.8 | 7.0 | 6.0 | 1 |
| THMA0624S-6R8MN-D | 6.8 | ±20 | 1V/100K | 38.0 | 45.6 | 4.0 | 3.5 | 6.0 | 5.5 | 1 |
| THMA0624S-7R8MN-D | 7.8 | ±20 | 1V/100K | 43.0 | 51.6 | 3.8 | 3.3 | 5.6 | 5.2 | 1 |
| THMA0624S-8R2MN-D | 8.2 | ±20 | 1V/100K | 48.0 | 57.6 | 3.7 | 3.2 | 5.4 | 5 | 1 |
| THMA0624S-100MN-D | 10.0 | ±20 | 1V/100K | 56.0 | 67.2 | 3.6 | 3.1 | 5.2 | 4.7 | 1 |

**2826 inch AxBxC=7.10x6.50,C=3.00(Max.) Unit : mm Operating Temperature:-40~+125℃**

| Part Number | Inductance (uH) | Tolerance (%) | Test Frequency (Hz) | DCR (mΩ) typ. | DCR (mΩ) max. | I sat (A) typ. | I sat (A) max. | I rms (A) typ. | I rms (A) max. | Fig. |
|---|---|---|---|---|---|---|---|---|---|---|
| THMA0603S-R22MN-D | 0.22 | ±20 | 1V/100K | 1.3 | 1.6 | 35.0 | 30.0 | 36.0 | 32.0 | 1 |
| THMA0603S-R33MN-D | 0.33 | ±20 | 1V/100K | 1.7 | 2.0 | 23.0 | 20.0 | 32.0 | 28.0 | 1 |
| THMA0603S-R47MN-D | 0.47 | ±20 | 1V/100K | 2.4 | 2.8 | 22.0 | 19.0 | 27.0 | 23.0 | 1 |
| THMA0603S-R56MN-D | 0.56 | ±20 | 1V/100K | 2.6 | 3.0 | 19.0 | 16.0 | 23.0 | 20.0 | 1 |
| THMA0603S-R68MN-D | 0.68 | ±20 | 1V/100K | 3.0 | 3.5 | 16.0 | 14.0 | 21.5 | 19.0 | 1 |
| THMA0603S-R82MN-D | 0.82 | ±20 | 1V/100K | 3.5 | 4.1 | 15.0 | 13.0 | 20.0 | 17.5 | 1 |
| THMA0603S-1R0MN-D | 1.0 | ±20 | 1V/100K | 4.4 | 4.9 | 14.0 | 12.0 | 18.0 | 16.0 | 1 |
| THMA0603S-1R5MN-D | 1.5 | ±20 | 1V/100K | 6.2 | 7.1 | 12.0 | 10.0 | 15.5 | 13.5 | 1 |
| THMA0603S-2R2MN-D | 2.2 | ±20 | 1V/100K | 7.9 | 9.1 | 9.5 | 8.0 | 13.0 | 11.0 | 1 |
| THMA0603S-3R3MN-D | 3.3 | ±20 | 1V/100K | 11.6 | 13.3 | 8.7 | 7.5 | 10.5 | 9.0 | 1 |
| THMA0603S-4R7MN-D | 4.7 | ±20 | 1V/100K | 16.6 | 19.1 | 7.0 | 6.0 | 8.5 | 7.5 | 1 |
| THMA0603S-6R8MN-D | 6.8 | ±20 | 1V/100K | 27.5 | 31.6 | 6.0 | 5.0 | 7.0 | 6.0 | 1 |
| THMA0603S-8R2MN-D | 8.2 | ±20 | 1V/100K | 35.0 | 40.2 | 4.5 | 4.0 | 6.5 | 5.5 | 1 |
| THMA0603S-100MN-D | 10.0 | ±20 | 1V/100K | 38.2 | 44.0 | 4.0 | 3.5 | 6.0 | 5.0 | 1 |

# TLVR Series




Halogen-free RoHS

## ■ Dimensions (Unit: mm)

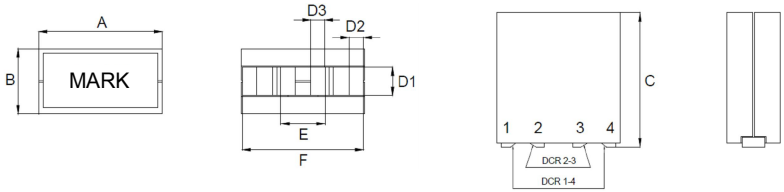


| P/N | A | B | C | D1 | D2 | D3 | E | F |
|---|---|---|---|---|---|---|---|---|
| TLVR966411 | 9.30±0.30 | 6.10±0.30 | 10.20±0.30 | 3.20±0.30 | 1.15±0.30 | 0.60±0.30 | 2.20±0.30 | 7.85±0.30 |
| TLVR100512 | 10.00 Max. | 5.00 Max. | 12.00 Max. | 2.30 Typ. | 1.10 Typ. | 0.86 Typ. | 1.96 Typ. | 8.60 Typ. |
| TLVR110511 | 11.70±0.30 | 5.70±0.30 | 11.00±0.20 | 2.45±0.30 | 1.30±0.30 | 1.15±0.30 | 2.65±0.50 | 10.10±0.50 |

## ■ Specifications

**3724 inch AxBxC=9.30x6.10,C=10.50(Max.) Unit : mm Operating Temperature:-40~+125℃**

| Part Number | L (nH) 1-4/2-3 | Li (nH) min. | Test Frequency (Hz) | DCR (mΩ) ±10% | | Isat1 (A) | Isat2 (A) | Isat3 (A) | Irms (A) | |
|---|---|---|---|---|---|---|---|---|---|---|
| | | | | 1-4 | 2-3 | 25℃ | 100℃ | 125℃ | 1-4 | 2-3 |
| TLVR966411-R10L-D01 | 100±15% | 64 | 100K/1V | 0.125 | 0.330 | 98 | 83 | 78 | 75 | 40 |
| TLVR966411-R15L-D01 | 150±15% | 96 | 100K/1V | 0.125 | 0.330 | 62 | 53 | 49 | 75 | 40 |
| TLVR966411-R22L-D01 | 220±15% | 140 | 100K/1V | 0.125 | 0.330 | 50 | 38 | 35 | 75 | 40 |

**4020 inch AxBxC=10.00x5.00,C=12.00(Max.) Unit : mm Operating Temperature:-40~+125℃**

| Part Number | L (nH) 1-4/2-3 | Li (nH) min. | Test Frequency (Hz) | DCR (mΩ) ±10% | | Isat1 (A) | Isat2 (A) | Isat3 (A) | Irms (A) | |
|---|---|---|---|---|---|---|---|---|---|---|
| | | | | 1-4 | 2-3 | 25℃ | 100℃ | 125℃ | 1-4 | 2-3 |
| TLVR100512-R07K-D01 | 70±10% | 50 | 100K/1V | 0.125 | 0.450 | 127 | 110 | 100 | 75 | 35 |
| TLVR100512-R08K-D01 | 80±10% | 57 | 100K/1V | 0.125 | 0.450 | 111 | 96 | 87 | 75 | 35 |
| TLVR100512-R10K-D01 | 100±10% | 72 | 100K/1V | 0.125 | 0.450 | 89 | 77 | 70 | 75 | 35 |
| TLVR100512-R15K-D01 | 150±10% | 108 | 100K/1V | 0.125 | 0.450 | 59 | 51 | 46 | 75 | 35 |
| TLVR100512-R17K-D01 | 170±10% | 122 | 100K/1V | 0.125 | 0.450 | 52 | 45 | 41 | 75 | 35 |

**4623 inch AxBxC=11.70x5.70,C=11.20(Max.) Unit : mm Operating Temperature:-40~+125℃**

| Part Number | L (nH) 1-4/2-3 | Li (nH) min. | Test Frequency (Hz) | DCR (mΩ) ±10% | | Isat1 (A) | Isat2 (A) | Isat3 (A) | Irms (A) | |
|---|---|---|---|---|---|---|---|---|---|---|
| | | | | 1-4 | 2-3 | 25℃ | 100℃ | 125℃ | 1-4 | 2-3 |
| TLVR110511-R07L-D01 | 70±15% | 47.6 | 100K/1V | 0.125 | 0.370 | 160 | 140 | 130 | 77 | 45 |
| TLVR110511-R08L-D01 | 80±15% | 54.4 | 100K/1V | 0.125 | 0.370 | 150 | 120 | 110 | 77 | 45 |
| TLVR110511-R10L-D01 | 105±15% | 71.4 | 100K/1V | 0.125 | 0.370 | 125 | 106 | 98 | 77 | 45 |
| TLVR110511-R15L-D01 | 150±15% | 102.0 | 100K/1V | 0.125 | 0.370 | 84 | 71 | 58 | 77 | 45 |
| TLVR110511-R20L-D01 | 200±15% | 136.0 | 100K/1V | 0.125 | 0.370 | 58 | 50 | 43 | 77 | 45 |




Halogen-free RoHS

■ Dimensions （Unit：mm）

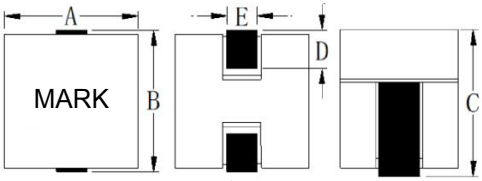


Fig.1

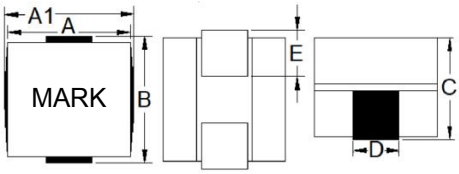


Fig.2

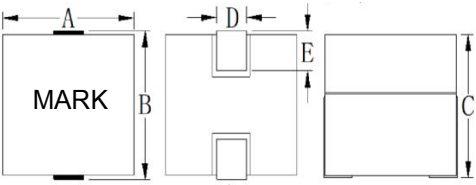


Fig.3

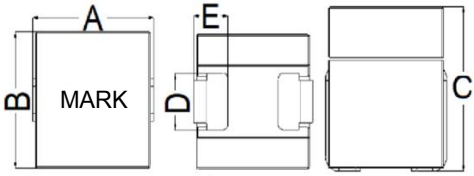


Fig.4

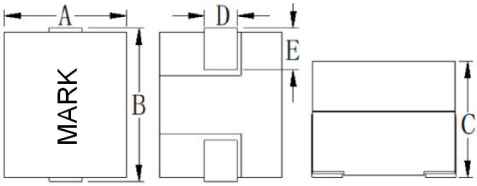


Fig.5

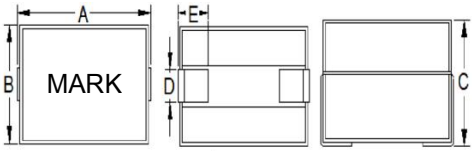


Fig.6

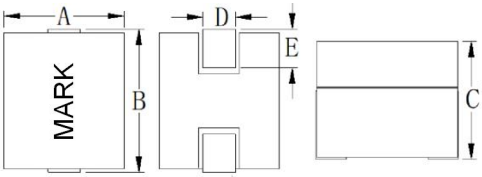


Fig.7

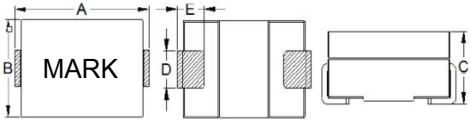


Fig.8

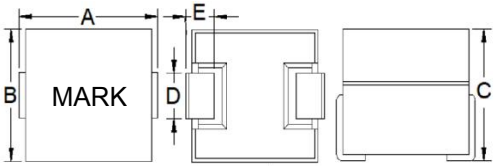


Fig.9

# SLPI Series




Halogen-free RoHS

## ■ Dimensions

| P/N | A | B | C | D | E | Fig. |
|---|---|---|---|---|---|---|
| SLPI040445S | 4.00 Max | 4.00 Max | 4.60Max＜0.055uH<br>4.50Max≥0.055uH | 0.70±0.30 | 1.30±0.30 | 1 |
| SLPI404230S | 3.75±0.25 | 3.75±0.25 | 3.00 Max | 1.40±0.30 | 1.40±0.30 | 2 |
| SLPI404240S | 3.80±0.20 | 4.00±0.20 | 3.9±0.3≤0.022uH<br>3.7±0.3＞0.022uH | 1.40±0.30 | 1.30±0.30 | 3 |
| | | | | | | |
| SLPI050565S | 5.20 Max | 5.20 Max | 6.50 Max | 0.70±0.30 | 2.00±0.30 | 3 |
| SLPI525061S | 5.20 Max | 5.00 Max | 6.10 Max | 2.00±0.30 | 1.40±0.30 | 4 |
| | | | | | | |
| SLPI070705ST | 7.00 Max | 7.00 Max | 4.95 Max | 2.45±0.30 | 1.52±0.30 | 5 |
| SLPI070805ST | 7.49 Max | 7.82 Max | 4.96 Max | 3.12±0.30 | 2.16±0.30 | 5 |
| SLPI706805S | 7.00 Max | 6.80 Max | 5.00 Max | 2.50±0.30 | 1.50±0.30 | 6 |
| | | | | | | |
| SLPI096408S | 6.40 Max | 9.60 Max | 8.00 Max | 2.14±0.30 | 2.30±0.30 | 7 |
| | | | | | | |
| SLPI100729A | 7.00 Max | 10.50±0.20 | 2.90 Max | 2.30±0.30 | 3.10±0.30 | 7 |
| SLPI100705S | 10.20 Max | 7.00 Max | 5.00 Max | 2.30±0.30 | 1.52±0.30 | 8 |
| SLPI100705ST | 7.00 Max | 10.40 Max | 4.95 Max | 2.50±0.30 | 1.52±0.30 | 5 |
| SLPI100752ST | 6.8±0.20 | 10.0±0.25 | 5.00±0.20 | 2.54±0.30 | 2.03±0.30 | 5 |
| SLPI107975ST | 7.65±0.20 | 10.21±0.20 | 7.20±0.30 | 2.21±0.30 | 2.54±0.30 | 5 |
| SLPI100807S | 8.00 Max | 10.60 Max | 7.00 Max | 2.10±0.30 | 2.20±0.30 | 7 |
| SLPI100875S | 8.00 Max | 10.40 Max | 7.50 Max | 2.25±0.30 | 2.54±0.30 | 7 |
| SLPI100808S | 8.00 Max | 10.40 Max | 8.30Max≤0.08 uH<br>8.00Max＞0.08 uH | 2.10±0.30 | 2.54±0.30 | 7 |
| | | | | | | |
| SLPI110775S | 7.20 Max | 11.20 Max | 7.50 Max | 1.90±0.30 | 2.50±0.30 | 7 |
| SLPI117275S | 11.00 Max | 7.20 Max | 7.50 Max | 1.90±0.30 | 2.20±0.30 | 6 |
| SLPI111109S | 11.50 Max | 11.00 Max | 9.00 Max | 2.18±0.30 | 3.20±0.30 | 6 |
| | | | | | | |
| SLPI131308S | 13.46 Max | 12.95 Max | 8.00 Max | 5.08±0.30 | 2.54±0.30 | 9 |

# SLPI Series




Halogen-free RoHS

## ■ Specifications

**1616 inch AxBxC=4.00x4.00,C=4.50(Max.) Unit : mm Operating Temperature:-40~+125℃**

| Part Number | Inductance (uH) | Tolerance (%) | Test Frequency (Hz) | DCR (mΩ) ±10% | I sat (A) 25℃ | I sat (A) 100℃ | I sat (A) 125℃ | I rms (A) max. | Fig. |
|---|---|---|---|---|---|---|---|---|---|
| SLPI040445S-22NM-R1610 | 0.022 | ±20 | 0.1V/100K | 0.16 | 77 | 62 | / | 29 | 1 |
| SLPI040445S-55NM-R1610 | 0.055 | ±20 | 0.1V/100K | 0.16 | 31 | 25 | 23 | 29 | 1 |
| SLPI040445S-65NM-R1610 | 0.065 | ±20 | 0.1V/100K | 0.16 | 25 | 20 | / | 29 | 1 |
| SLPI040445S-R10K-R1610 | 0.100 | ±10 | 0.1V/100K | 0.16 | 16 | 13 | / | 29 | 1 |

**1515 inch AxBxC=3.75x3.75,C=3.00(Max.) Unit : mm Operating Temperature:-40~+125℃**

| Part Number | Inductance (uH) | Tolerance (%) | Test Frequency (Hz) | DCR (mΩ) ±15% | I sat (A) 25℃ | I sat (A) 100℃ | I rms (A) typ. | I rms (A) max. | Fig. |
|---|---|---|---|---|---|---|---|---|---|
| SLPI404230S-22NM-R3215 | 0.022 | ±20 | 0.1V/100K | 0.32 | 43 | 32 | / | 19 | 2 |
| SLPI404230S-30NM-R3215 | 0.030 | ±20 | 0.1V/100K | 0.32 | 30 | 23 | / | 19 | 2 |

**1616 inch AxBxC=4.00x4.20,C=4.00(Max.) Unit : mm Operating Temperature:-40~+125℃**

| Part Number | Inductance (uH) | Tolerance (%) | Test Frequency (Hz) | DCR (mΩ) ±9% | I sat (A) 25℃ | I sat (A) 45℃ | I sat (A) 100℃ | I sat (A) 115℃ | I rms (A) max. | Fig. |
|---|---|---|---|---|---|---|---|---|---|---|
| SLPI404240S-22NM-R3209 | 0.022 | ±20 | 0.1V/100K | 0.32 | 40 | 38 | 34 | 32 | 19 | 3 |
| SLPI404240S-65NL-R3209 | 0.065 | ±15 | 0.1V/100K | 0.32 | 26 | 25 | 22 | 20 | 19 | 3 |
| SLPI404240S-R10K-R3209 | 0.100 | ±10 | 0.1V/100K | 0.32 | 17 | 15 | 13 | 9.5 | 19 | 3 |

**2121 inch AxBxC=5.20x5.20,C=6.50(Max.) Unit : mm Operating Temperature:-40~+125℃**

| Part Number | Inductance (uH) | Tolerance (%) | Test Frequency (Hz) | DCR (mΩ) ±10% | I sat (A) 25℃ | I sat (A) 100℃ | I rms (A) typ. | I rms (A) max. | Fig. |
|---|---|---|---|---|---|---|---|---|---|
| SLPI050565S-80NM-R2210 | 0.080 | ±20 | 0.1V/100K | 0.22 | 50 | 40 | / | 34 | 3 |
| SLPI050565S-R10M-R2210 | 0.100 | ±20 | 0.1V/100K | 0.22 | 40 | 32 | / | 34 | 3 |

**2120 inch AxBxC=5.20x5.00,C=6.10(Max.) Unit : mm Operating Temperature:-40~+125℃**

| Part Number | Inductance (uH) | Tolerance (%) | Test Frequency (Hz) | DCR (mΩ) ±5% | I sat (A) typ. | I sat (A) max. | I rms (A) typ. | I rms (A) max. | Fig. |
|---|---|---|---|---|---|---|---|---|---|
| SLPI525061S-50NM-R2905 | 0.050 | ±20 | 0.1V/100K | 0.29 | 68 | / | 56 | / | 4 |
| SLPI525061S-80NM-R2905 | 0.080 | ±20 | 0.1V/100K | 0.29 | 44 | / | 56 | / | 4 |
| SLPI525061S-R11M-R2905 | 0.110 | ±20 | 0.1V/100K | 0.29 | 31 | / | 56 | / | 4 |
| SLPI525061S-R15M-R2905 | 0.150 | ±20 | 0.1V/100K | 0.29 | 17 | / | 56 | / | 4 |

# SLPI Series




Halogen-free RoHS

## ■ Specifications

**2828 inch AxBxC=7.20x7.00,C=4.95(Max.) Unit : mm Operating Temperature:-40~+125℃**

| Part Number | Inductance (uH) | Tolerance (%) | Test Frequency (Hz) | DCR (mΩ) ±8% | I sat (A) 25℃ | I sat (A) 125℃ | I rms (A) typ. | I rms (A) max. | Fig. |
|---|---|---|---|---|---|---|---|---|---|
| SLPI070705ST-72NM-R2508 | 0.072 | ±20 | 0.1V/100K | 0.25 | 65 | 50 | / | 43 | 5 |
| SLPI070705ST-R10K-R2508 | 0.105 | ±10 | 0.1V/100K | 0.25 | 44 | 34 | / | 43 | 5 |
| SLPI070705ST-R12K-R2508 | 0.120 | ±10 | 0.1V/100K | 0.25 | 37 | 30 | / | 43 | 5 |
| SLPI070705ST-R15K-R2508 | 0.150 | ±10 | 0.1V/100K | 0.25 | 30 | 24 | / | 43 | 5 |
| SLPI070705ST-R18K-R2508 | 0.180 | ±10 | 0.1V/100K | 0.25 | 25 | 20 | / | 43 | 5 |
| SLPI070705ST-R22K-R2508 | 0.226 | ±10 | 0.1V/100K | 0.25 | 20 | 16 | / | 43 | 5 |

**3030 inch AxBxC=7.49x7.82,C=4.96(Max.) Unit : mm Operating Temperature:-40~+125℃**

| Part Number | Inductance (uH) | Tolerance (%) | Test Frequency (Hz) | DCR (mΩ) ±8% | I sat (A) 25℃ | I sat (A) 100℃ | I rms (A) typ. | I rms (A) max. | Fig. |
|---|---|---|---|---|---|---|---|---|---|
| SLPI070805ST-32NM-R1708 | 0.032 | ±20 | 0.1V/100K | 0.17 | 110 | 95 | / | 65 | 5 |
| SLPI070805ST-60NM-R1708 | 0.058 | ±20 | 0.1V/100K | 0.17 | 83 | 61 | / | 65 | 5 |
| SLPI070805ST-70NM-R1708 | 0.072 | ±20 | 0.1V/100K | 0.17 | 67 | 48 | / | 65 | 5 |
| SLPI070805ST-R10K-R1708 | 0.100 | ±10 | 0.1V/100K | 0.17 | 50 | 35 | / | 65 | 5 |
| SLPI070805ST-R20K-R1708 | 0.200 | ±10 | 0.1V/100K | 0.17 | 20 | 16 | / | 65 | 5 |

**2827 inch AxBxC=7.00x6.80,C=5.00(Max.) Unit : mm Operating Temperature:-40~+125℃**

| Part Number | Inductance (uH) | Tolerance (%) | Test Frequency (Hz) | DCR (mΩ) ±7% | I sat (A) typ. | I sat (A) max. | I rms (A) typ. | I rms (A) max. | Fig. |
|---|---|---|---|---|---|---|---|---|---|
| SLPI706805S-70NM-R3207 | 0.070 | ±20 | 0.1V/100K | 0.32 | 65 | / | 31 | / | 6 |
| SLPI706805S-R10M-R3207 | 0.100 | ±20 | 0.1V/100K | 0.32 | 46 | / | 31 | / | 6 |
| SLPI706805S-R12M-R3207 | 0.120 | ±20 | 0.1V/100K | 0.32 | 37 | / | 31 | / | 6 |
| SLPI706805S-R15M-R3207 | 0.150 | ±20 | 0.1V/100K | 0.32 | 30 | / | 31 | / | 6 |
| SLPI706805S-R18M-R3207 | 0.180 | ±20 | 0.1V/100K | 0.32 | 25 | / | 31 | / | 6 |
| SLPI706805S-R22M-R3207 | 0.220 | ±20 | 0.1V/100K | 0.32 | 20 | / | 31 | / | 6 |

# SLPI Series




Halogen-free RoHS

## ■ Specifications

**2538 inch AxBxC=6.40x9.60,C=8.00(Max.) Unit : mm Operating Temperature:-40~+125℃**

| Part Number | Inductance (uH) | Tolerance (%) | Test Frequency (Hz) | DCR (mΩ) ±5% | I sat (A) 25℃ | I sat (A) 125℃ | I rms (A) typ. | I rms (A) max. | Fig. |
|---|---|---|---|---|---|---|---|---|---|
| SLPI096408S-R10K-R2905 | 0.100 | ±10 | 0.1V/100K | 0.29 | 94 | 81 | / | 51 | 7 |
| SLPI096408S-R12K-R2905 | 0.120 | ±10 | 0.1V/100K | 0.29 | 79 | 68 | / | 51 | 7 |
| SLPI096408S-R15K-R2905 | 0.150 | ±10 | 0.1V/100K | 0.29 | 65 | 54.5 | / | 51 | 7 |
| SLPI096408S-R22K-R2905 | 0.220 | ±10 | 0.1V/100K | 0.29 | 44 | 37.5 | / | 51 | 7 |
| SLPI096408S-R28K-R2905 | 0.280 | ±10 | 0.1V/100K | 0.29 | 34 | 29 | / | 51 | 7 |
| SLPI096408S-R30K-R2905 | 0.300 | ±10 | 0.1V/100K | 0.29 | 32.5 | 27.5 | / | 51 | 7 |

**2842 inch AxBxC=7.00x10.50,C=2.90(Max.) Unit : mm Operating Temperature:-40~+125℃**

| Part Number | Inductance (uH) | Tolerance (%) | Test Frequency (Hz) | DCR (mΩ) max. | I sat (A) 25℃ | I sat (A) 125℃ | I rms (A) typ. | I rms (A) max. | Fig. |
|---|---|---|---|---|---|---|---|---|---|
| SLPI100729A-R10L-M40 | 0.100 | ±15 | 0.1V/100K | 0.40 | L90A≥ 0.06uH | L90A≥ 0.06uH | / | 40 | 7 |
| SLPI100729A-R15L-M40 | 0.150 | ±15 | 0.1V/100K | 0.40 | L60A≥ 0.08uH | L60A≥ 0.08uH | / | 40 | 7 |

**4028 inch AxBxC=10.20x7.00,C=5.00(Max.) Unit : mm Operating Temperature:-40~+125℃**

| Part Number | Inductance (uH) | Tolerance (%) | Test Frequency (Hz) | DCR (mΩ) ±10% | I sat (A) typ. | I sat (A) max. | I rms (A) typ. | I rms (A) max. | Fig. |
|---|---|---|---|---|---|---|---|---|---|
| SLPI100705S-80NM-R3210 | 0.080 | ±20 | 0.1V/100K | 0.32 | 80 | / | 45 | / | 8 |
| SLPI100705S-R10M-R3210 | 0.100 | ±20 | 0.1V/100K | 0.32 | 62 | / | 45 | / | 8 |
| SLPI100705S-R12M-R3210 | 0.120 | ±20 | 0.1V/100K | 0.32 | 56 | / | 45 | / | 8 |
| SLPI100705S-R15M-R3210 | 0.150 | ±20 | 0.1V/100K | 0.32 | 50 | / | 45 | / | 8 |
| SLPI100705S-R20M-R3210 | 0.200 | ±20 | 0.1V/100K | 0.32 | 33 | / | 45 | / | 8 |
| SLPI100705S-R22M-R3210 | 0.220 | ±20 | 0.1V/100K | 0.32 | 30 | / | 45 | / | 8 |

**2841 inch AxBxC=7.00x10.40,C=4.95(Max.) Unit : mm Operating Temperature:-40~+125℃**

| Part Number | Inductance (uH) | Tolerance (%) | Test Frequency (Hz) | DCR (mΩ) ±7% | I sat (A) 25℃ | I sat (A) 125℃ | I rms (A) typ. | I rms (A) max. | Fig. |
|---|---|---|---|---|---|---|---|---|---|
| SLPI100705ST-80NL-R3107 | 0.080 | ±15 | 0.1V/100K | 0.31 | 90 | 64 | / | 53 | 5 |
| SLPI100705ST-R10K-R3107 | 0.100 | ±10 | 0.1V/100K | 0.31 | 73 | 57 | / | 53 | 5 |
| SLPI100705ST-R12K-R3107 | 0.120 | ±10 | 0.1V/100K | 0.31 | 60 | 48 | / | 53 | 5 |
| SLPI100705ST-R15K-R3107 | 0.150 | ±10 | 0.1V/100K | 0.31 | 47 | 37 | / | 53 | 5 |
| SLPI100705ST-R22K-R3107 | 0.220 | ±10 | 0.1V/100K | 0.31 | 33 | 26 | / | 53 | 5 |

# SLPI Series




Halogen-free RoHS

## ■ Specifications

**2740 inch AxBxC=10.00x8.00,C=10.00(Max.) Unit : mm Operating Temperature:-40~+125℃**

| Part Number | Inductance (uH) | Tolerance (%) | Test Frequency (Hz) | DCR (mΩ) ±10% | I sat (A) 25℃ | I sat (A) 100℃ | I sat (A) 125℃ | I rms (A) max. | Fig. |
|---|---|---|---|---|---|---|---|---|---|
| SLPI100752ST-R10K-R1210 | 0.100 | ±10 | 0.1V/100K | 0.125 | L65A≥ 0.08uH | L55A≥ 0.08uH | L48A≥ 0.08uH | 40 | 5 |
| SLPI100752ST-R12K-R1210 | 0.120 | ±10 | 0.1V/100K | 0.125 | L55A≥ 0.096uH | / | / | 40 | 5 |

**3040 inch AxBxC=7.65x10.21,C=7.50(Max.) Unit : mm Operating Temperature:-40~+125℃**

| Part Number | Inductance (uH) | Tolerance (%) | Test Frequency (Hz) | DCR (mΩ) ±5% | I sat (A) 25℃ | I sat (A) 125℃ | I rms (A) typ. | I rms (A) max. | Fig. |
|---|---|---|---|---|---|---|---|---|---|
| SLPI107975ST-R10M-R2905 | 0.100 | ±20 | 0.1V/100K | 0.29 | 100 | 90 | / | 65 | 5 |
| SLPI107975ST-R12M-R2905 | 0.120 | ±20 | 0.1V/100K | 0.29 | 95 | 86 | / | 65 | 5 |
| SLPI107975ST-R15M-R2905 | 0.150 | ±20 | 0.1V/100K | 0.29 | 77 | 70 | / | 65 | 5 |
| SLPI107975ST-R17M-R2905 | 0.170 | ±20 | 0.1V/100K | 0.29 | 67 | 60 | / | 65 | 5 |
| SLPI107975ST-R18M-R2905 | 0.180 | ±20 | 0.1V/100K | 0.29 | 65 | 55 | / | 65 | 5 |
| SLPI107975ST-R21M-R2905 | 0.210 | ±20 | 0.1V/100K | 0.29 | 55 | 47 | / | 65 | 5 |
| SLPI107975ST-R22K-R2905 | 0.215 | ±20 | 0.1V/100K | 0.29 | 52 | 43 | / | 65 | 5 |
| SLPI107975ST-R23M-R2905 | 0.230 | ±20 | 0.1V/100K | 0.29 | 50 | 40 | / | 65 | 5 |
| SLPI107975ST-R27M-R2905 | 0.270 | ±20 | 0.1V/100K | 0.29 | 42 | 34 | / | 65 | 5 |
| SLPI107975ST-R30M-R2905 | 0.300 | ±20 | 0.1V/100K | 0.29 | 36 | 30 | / | 65 | 5 |

**3242 inch AxBxC=8.00x10.60,C=7.00(Max.) Unit : mm Operating Temperature:-40~+125℃**

| Part Number | Inductance (uH) | Tolerance (%) | Test Frequency (Hz) | DCR (mΩ) ±5% | I sat (A) 25℃ | I sat (A) 125℃ | I rms (A) typ. | I rms (A) max. | Fig. |
|---|---|---|---|---|---|---|---|---|---|
| SLPI100807S-R12M-R2905 | 0.120 | ±20 | 0.1V/100K | 0.29 | 94 | 86 | / | 61 | 7 |
| SLPI100807S-R15M-R2905 | 0.150 | ±20 | 0.1V/100K | 0.29 | 75 | 60 | / | 61 | 7 |
| SLPI100807S-R17M-R2905 | 0.170 | ±20 | 0.1V/100K | 0.29 | 62 | 52 | / | 61 | 7 |
| SLPI100807S-R18M-R2905 | 0.180 | ±20 | 0.1V/100K | 0.29 | 60 | 50 | / | 61 | 7 |
| SLPI100807S-R22M-R2905 | 0.220 | ±20 | 0.1V/100K | 0.29 | 50 | 40 | / | 61 | 7 |
| SLPI100807S-R27M-R2905 | 0.270 | ±20 | 0.1V/100K | 0.29 | 41 | 33 | / | 61 | 7 |
| SLPI100807S-R30M-R2905 | 0.300 | ±20 | 0.1V/100K | 0.29 | 35 | 30 | / | 61 | 7 |
| SLPI100807S-R33M-R2905 | 0.330 | ±20 | 0.1V/100K | 0.29 | 33 | 26.5 | / | 61 | 7 |
| SLPI100807S-R39M-R2905 | 0.390 | ±20 | 0.1V/100K | 0.29 | 28 | 22.5 | / | 61 | 7 |
| SLPI100807S-R47M-R2905 | 0.470 | ±20 | 0.1V/100K | 0.29 | 23.5 | 19 | / | 61 | 7 |

# SLPI Series




Halogen-free RoHS

## ■ Specifications

3241 inch AxBxC=10.00x8.00,C=10.00(Max.) Unit : mm Operating Temperature:-40~+125℃

| Part Number | Inductance (uH) | Tolerance (%) | Test Frequency (Hz) | DCR (mΩ) ±5% | I sat (A) 25℃ | I sat (A) 100℃ | I rms (A) typ. | I rms (A) max. | Fig. |
|---|---|---|---|---|---|---|---|---|---|
| SLPI100875S-R10M-R2905 | 0.100 | ±20 | 0.1V/100K | 0.29 | 110 | 90 | / | 61 | 7 |
| SLPI100875S-R12M-R2905 | 0.120 | ±20 | 0.1V/100K | 0.29 | 94 | 86 | / | 61 | 7 |
| SLPI100875S-R15M-R2905 | 0.150 | ±20 | 0.1V/100K | 0.29 | 76 | 70 | / | 61 | 7 |
| SLPI100875S-R17M-R2905 | 0.170 | ±20 | 0.1V/100K | 0.29 | 66 | 60 | / | 61 | 7 |
| SLPI100875S-R22M-R2905 | 0.220 | ±20 | 0.1V/100K | 0.29 | 50 | 43 | / | 61 | 7 |
| SLPI100875S-R23M-R2905 | 0.230 | ±20 | 0.1V/100K | 0.29 | 48 | 40 | / | 61 | 7 |
| SLPI100875S-R27M-R2905 | 0.270 | ±20 | 0.1V/100K | 0.29 | 40 | 34 | / | 61 | 7 |
| SLPI100875S-R30M-R2905 | 0.300 | ±20 | 0.1V/100K | 0.29 | 35 | 30 | / | 61 | 7 |
| SLPI100875S-R40K-R2905 | 0.400 | ±20 | 0.1V/100K | 0.29 | 25 | / | / | 61 | 7 |

3241 inch AxBxC=8.00x10.40,C=8.00(Max.) Unit : mm Operating Temperature:-40~+125℃

| Part Number | Inductance (uH) | Tolerance (%) | Test Frequency (Hz) | DCR (mΩ) ±5% | I sat (A) 25℃ | I sat (A) 100℃ | I sat (A) 125℃ | I rms (A) max. | Fig. |
|---|---|---|---|---|---|---|---|---|---|
| SLPI100808S-60NM-R1805 | 0.060 | ±20 | 0.1V/100K | 0.18 | 180 | 150 | 125 | 68 | 7 |
| SLPI100808S-80NM-R1805 | 0.080 | ±20 | 0.1V/100K | 0.18 | 150 | 130 | 110 | 68 | 7 |
| SLPI100808S-R10K-R1805 | 0.100 | ±10 | 0.1V/100K | 0.18 | 120 | 110 | 100 | 68 | 7 |
| SLPI100808S-R12K-R1805 | 0.120 | ±10 | 0.1V/100K | 0.18 | 95 | 84 | 77 | 68 | 7 |
| SLPI100808S-R15K-R1805 | 0.150 | ±10 | 0.1V/100K | 0.18 | 79 | 70 | 66 | 68 | 7 |
| SLPI100808S-R18K-R1805 | 0.180 | ±10 | 0.1V/100K | 0.18 | 62 | 56 | 52 | 68 | 7 |
| SLPI100808S-R22K-R1805 | 0.220 | ±10 | 0.1V/100K | 0.18 | 58 | 51 | 47 | 68 | 7 |

2844 inch AxBxC=7.20x11.20,C=7.50(Max.) Unit : mm Operating Temperature:-40~+125℃

| Part Number | Inductance (uH) | Tolerance (%) | Test Frequency (Hz) | DCR (mΩ) ±5% | I sat (A) 25℃ | I sat (A) 125℃ | I rms (A) typ. | I rms (A) max. | Fig. |
|---|---|---|---|---|---|---|---|---|---|
| SLPI110775S-R12K-R2905 | 0.120 | ±10 | 0.1V/100K | 0.29 | 90 | 72 | / | 55 | 7 |
| SLPI110775S-R15K-R2905 | 0.150 | ±10 | 0.1V/100K | 0.29 | 70 | 56 | / | 55 | 7 |
| SLPI110775S-R23K-R2905 | 0.230 | ±10 | 0.1V/100K | 0.29 | 45 | 36 | / | 55 | 7 |
| SLPI110775S-R30K-R2905 | 0.300 | ±10 | 0.1V/100K | 0.29 | 35 | 28 | / | 55 | 7 |
| SLPI110775S-R40K-R2905 | 0.400 | ±10 | 0.1V/100K | 0.29 | 25 | 20 | / | 55 | 7 |
| SLPI110775S-R51K-R2905 | 0.510 | ±10 | 0.1V/100K | 0.29 | 18 | 14.5 | / | 55 | 7 |

# SLPI Series




Halogen-free RoHS

## ■ Specifications

**4328 inch AxBxC=11.00x7.20,C=7.50(Max.) Unit : mm Operating Temperature:-40~+125℃**

| Part Number | Inductance (uH) | Tolerance (%) | Test Frequency (Hz) | DCR (mΩ) ±5% | I sat (A) typ. | I sat (A) max. | I rms (A) typ. | I rms (A) max. | Fig. |
|---|---|---|---|---|---|---|---|---|---|
| SLPI117275S-70NM-R2905 | 0.070 | ±20 | 0.1V/100K | 0.29 | 140 | / | 48 | / | 6 |
| SLPI117275S-R10M-R2905 | 0.100 | ±20 | 0.1V/100K | 0.29 | 100 | / | 48 | / | 6 |
| SLPI117275S-R12M-R2905 | 0.120 | ±20 | 0.1V/100K | 0.29 | 85 | / | 48 | / | 6 |
| SLPI117275S-R15M-R2905 | 0.150 | ±20 | 0.1V/100K | 0.29 | 70 | / | 48 | / | 6 |
| SLPI117275S-R23M-R2905 | 0.230 | ±20 | 0.1V/100K | 0.29 | 45 | / | 48 | / | 6 |
| SLPI117275S-R30M-R2905 | 0.300 | ±20 | 0.1V/100K | 0.29 | 32 | / | 48 | / | 6 |
| SLPI117275S-R40M-R2905 | 0.400 | ±20 | 0.1V/100K | 0.29 | 23 | / | 48 | / | 6 |
| SLPI117275S-R50M-R2905 | 0.500 | ±20 | 0.1V/100K | 0.29 | 17 | / | 48 | / | 6 |

**4543 inch AxBxC=11.50x11.00,C=9.00(Max.) Unit : mm Operating Temperature:-40~+125℃**

| Part Number | Inductance (uH) | Tolerance (%) | Test Frequency (Hz) | DCR (mΩ) ±10% | I sat (A) typ. | I sat (A) max. | I rms (A) typ. | I rms (A) max. | Fig. |
|---|---|---|---|---|---|---|---|---|---|
| SLPI111109S-R25M-R3210 | 0.250 | ±10 | 0.1V/100K | 0.30 | 68 | / | 5 | / | 6 |
| SLPI111109S-R33M-R3210 | 0.330 | ±10 | 0.1V/100K | 0.30 | 54 | / | 5 | / | 6 |
| SLPI111109S-R47M-R3210 | 0.470 | ±10 | 0.1V/100K | 0.30 | 38 | / | 5 | / | 6 |

**5351 inch AxBxC=13.46x12.95,C=8.00(Max.) Unit : mm Operating Temperature:-40~+125℃**

| Part Number | Inductance (uH) | Tolerance (%) | Test Frequency (Hz) | DCR (mΩ) ±9% | I sat (A) typ. | I sat (A) max. | I rms (A) typ. | I rms (A) max. | Fig. |
|---|---|---|---|---|---|---|---|---|---|
| SLPI131308S-R18M-R2909 | 0.180 | ±20 | 0.1V/100K | 0.29 | / | 90 | / | 45 | 9 |
| SLPI131308S-R21M-R2909 | 0.210 | ±20 | 0.1V/100K | 0.29 | / | 70 | / | 45 | 9 |
| SLPI131308S-R26M-R2909 | 0.260 | ±20 | 0.1V/100K | 0.29 | / | 60 | / | 45 | 9 |
| SLPI131308S-R32M-R2909 | 0.320 | ±20 | 0.1V/100K | 0.29 | / | 50 | / | 45 | 9 |
| SLPI131308S-R44M-R2909 | 0.440 | ±20 | 0.1V/100K | 0.29 | / | 35 | / | 45 | 9 |

# SEPI Series




Halogen-free RoHS

## ■ Dimensions （Unit：mm）

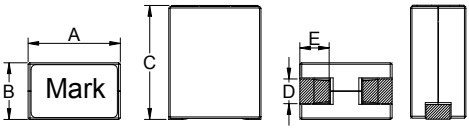


Fig.1

| P/N | A | B | C | D | E | Fig. |
|---|---|---|---|---|---|---|
| SEPI060690LN | 6.00 Max | 6.00 Max | 9.00 Max | 3.30±0.30 | 1.10±0.30 | 1 |
| SEPI726711LN | 7.20 Max | 6.70 Max | 11.20 Max | 3.30±0.30 | 1.90±0.30 | 1 |
| SEPI805080LN | 7.80±0.20 | 4.80±0.20 | 7.80±0.20 | 1.90±0.30 | 1.80±0.30 | 1 |
| SEPI966408LN | 9.60 Max | 6.40 Max | 8.00 Max | 2.15±0.30 | 2.50±0.30 | 1 |
| SEPI966409LN | 9.60 Max | 6.40 Max | 9.00 Max | 2.60±0.30 | 2.50±0.30 | 1 |
| SEPI966410LN | 9.60 Max | 6.60 Max | 10.10 Max | 3.20±0.30 | 2.70±0.30 | 1 |
| SEPI966412LN | 9.60 Max | 6.60 Max | 12.20 Max | 2.60±0.30 | 2.60±0.30 | 2 |
| SEPI106012LN | 9.70±0.30 | 5.80±0.20 | 11.80±0.20 | 2.40±0.30 | 3.00±0.30 | 1 |
| SEPI100709LN | 10.00 Max | 7.00 Max | 9.00 Max | 2.70±0.30 | 2.50±0.30 | 1 |
| SEPI100710LN-R1705 | 10.00 Max | 7.00 Max | 10.0 Max | 2.45±0.30 | 2.40±0.30 | 1 |
| SEPI100710LN-R1710 | 10.00 Max | 7.00 Max | 10.0 Max | 2.20±0.30 | 2.30±0.30 | 1 |
| SEPI100710LN-R1810 | 10.00 Max | 7.00 Max | 10.0 Max | 2.55±0.30 | 2.60±0.30 | 1 |
| SEPI107512LN | 10.20 Max | 7.50 Max | 12.00 Max | 3.70±0.30 | 2.80±0.30 | 1 |
| SEPI107597LN | 10.70 Max | 7.50 Max | 9.70 Max | 2.80±0.30 | 2.80±0.30 | 1 |
| SEPI100810LN | 10.00±0.15 | 8.00±0.15 | 10.00±0.15 | 3.40±0.30 | 2.65±0.30 | 1 |

## ■ Specifications

**2424 inch AxBxC=6.00x6.00,C=9.00(Max.) Unit : mm Operating Temperature:-40~+125℃**

| Part Number | Inductance (uH) | Tolerance (%) | Test Frequency (Hz) | DCR (mΩ) ±10% | I sat (A) 25℃ | I sat (A) 100℃ | I rms (A) typ. | Fig. |
|---|---|---|---|---|---|---|---|---|
| SEPI060690LN-R12K-R2510 | 0.120 | ±10 | 0.1V/100K | 0.25 | 58 | 50 | 50 | 1 |

**2826 inch AxBxC=7.20x6.70,C=11.20(Max.) Unit : mm Operating Temperature:-40~+125℃**

| Part Number | Inductance (uH) | Tolerance (%) | Test Frequency (Hz) | DCR (mΩ) ±5% | I sat (A) 25℃ | I rms (A) typ. | Fig. |
|---|---|---|---|---|---|---|---|
| SEPI726711LN-R12M-R2905 | 0.120 | ±20 | 0.1V/100K | 0.29 | 75 | 40 | 2 |
| SEPI726711LN-R15M-R2905 | 0.150 | ±20 | 0.1V/100K | 0.29 | 72 | 40 | 2 |
| SEPI726711LN-R22M-R2905 | 0.220 | ±20 | 0.1V/100K | 0.29 | 50 | 40 | 2 |
| SEPI726711LN-R33M-R2905 | 0.330 | ±20 | 0.1V/100K | 0.29 | 28 | 40 | 2 |

# SEPI Series




Halogen-free RoHS

## ■ Specifications

**3119 inch AxBxC=7.80x4.80,C=8.00(Max.) Unit : mm Operating Temperature:-40~+125℃**

| Part Number | Inductance (uH) | Tolerance (%) | Test Frequency (Hz) | DCR (mΩ) ±7% | I sat (A) 25℃ | I rms (A) typ. | Fig. |
|---|---|---|---|---|---|---|---|
| SEPI805080LN-R10L-R2007 | 0.100 | ±15 | 0.1V/100K | 0.20 | 75 | 65 | 1 |
| SEPI805080LN-R12L-R2007 | 0.120 | ±15 | 0.1V/100K | 0.20 | 62 | 65 | 1 |
| SEPI805080LN-R15L-R2007 | 0.150 | ±15 | 0.1V/100K | 0.20 | 50 | 65 | 1 |
| SEPI805080LN-R18L-R2007 | 0.180 | ±15 | 0.1V/100K | 0.20 | 35 | 65 | 1 |

**3825 inch AxBxC=9.60x6.40,C=8.00(Max.) Unit : mm Operating Temperature:-40~+125℃**

| Part Number | Inductance (uH) | Tolerance (%) | Test Frequency (Hz) | DCR (mΩ) ±5% | I sat (A) 25℃ | I rms (A) typ. | Fig. |
|---|---|---|---|---|---|---|---|
| SEPI966408LN-R10M-R2905 | 0.100 | ±20 | 0.1V/100K | 0.29 | 94 | 51 | 3 |
| SEPI966408LN-R12M-R2905 | 0.120 | ±20 | 0.1V/100K | 0.29 | 79 | 51 | 3 |
| SEPI966408LN-R15M-R2905 | 0.150 | ±20 | 0.1V/100K | 0.29 | 65 | 51 | 3 |
| SEPI966408LN-R18M-R2905 | 0.180 | ±20 | 0.1V/100K | 0.29 | 55 | 51 | 3 |
| SEPI966408LN-R22M-R2905 | 0.220 | ±20 | 0.1V/100K | 0.29 | 44 | 51 | 3 |
| SEPI966408LN-R28M-R2905 | 0.280 | ±20 | 0.1V/100K | 0.29 | 34 | 51 | 3 |
| SEPI966408LN-R30M-R2905 | 0.300 | ±20 | 0.1V/100K | 0.29 | 32.5 | 51 | 3 |

**3825 inch AxBxC=9.60x6.40,C=9.00(Max.) Unit : mm Operating Temperature:-40~+125℃**

| Part Number | Inductance (uH) | Tolerance (%) | Test Frequency (Hz) | DCR (mΩ) ±5% | I sat (A) 25℃ | I sat (A) 100℃ | I rms (A) typ. | Fig. |
|---|---|---|---|---|---|---|---|---|
| SEPI966409LN-R10M-R1705 | 0.100 | ±20 | 0.1V/100K | 0.17 | 100 | 90 | 66 | 1 |
| SEPI966409LN-R12M-R1705 | 0.120 | ±20 | 0.1V/100K | 0.17 | 94 | 75 | 66 | 1 |
| SEPI966409LN-R15M-R1705 | 0.150 | ±20 | 0.1V/100K | 0.17 | 75 | 60 | 66 | 1 |
| SEPI966409LN-R30M-R1705 | 0.300 | ±20 | 0.1V/100K | 0.17 | 33 | 29 | 66 | 1 |

**3826 inch AxBxC=9.60x6.60,C=10.00(Max.) Unit : mm Operating Temperature:-40~+125℃**

| Part Number | Inductance (uH) | Tolerance (%) | Test Frequency (Hz) | DCR (mΩ) Max. | I sat (A) 25℃ | I sat (A) 100℃ | I rms (A) typ. | Fig. |
|---|---|---|---|---|---|---|---|---|
| SEPI966410LN-70NM-M12 | 0.070 | ±20 | 1V/100K | 0.12 | 145 | 126 | 84 | 1 |
| SEPI966410LN-R10M-M12 | 0.100 | ±20 | 1V/100K | 0.12 | 108 | 90 | 84 | 1 |
| SEPI966410LN-R15M-M12 | 0.150 | ±20 | 1V/100K | 0.12 | 64 | 58 | 84 | 1 |
| SEPI966410LN-R18M-M12 | 0.180 | ±20 | 1V/100K | 0.12 | 56 | 49 | 84 | 1 |
| SEPI966410LN-R22M-M12 | 0.220 | ±20 | 1V/100K | 0.12 | 46 | 40 | 84 | 1 |
| SEPI966410LN-R28M-M12 | 0.280 | ±20 | 1V/100K | 0.12 | 36 | 31 | 84 | 1 |

# SEPI Series




Halogen-free RoHS

## ■ Specifications

| 3826 inch AxBxC=9.60x6.60,C=12.20(Max.) Unit : mm | | | | | | | | Operating Temperature:-40~+125℃ |
|---|---|---|---|---|---|---|---|---|
| Part Number | Inductance (uH) | Tolerance (%) | Test Frequency (Hz) | DCR (mΩ) ±7% | I sat (A) 25℃ | I sat (A) 100℃ | I rms (A) typ. | Fig. |
| SEPI966412LN-R12M-R1707 | 0.120 | ±20 | 0.1V/100K | 0.175 | 126 | 101 | 65 | 2 |
| SEPI966412LN-R15M-R1707 | 0.150 | ±20 | 0.1V/100K | 0.175 | 101 | 90 | 65 | 2 |
| SEPI966412LN-R22M-R1707 | 0.220 | ±20 | 0.1V/100K | 0.175 | 65 | 52 | 65 | 2 |
| SEPI966412LN-R30M-R1707 | 0.300 | ±20 | 0.1V/100K | 0.175 | 44 | 37 | 65 | 2 |
| SEPI966412LN-R47M-R1707 | 0.470 | ±20 | 0.1V/100K | 0.175 | 27 | 23 | 65 | 2 |

| 4024 inch AxBxC=10.00x6.00,C=12.00(Max.) Unit : mm | | | | | | | | Operating Temperature:-40~+125℃ |
|---|---|---|---|---|---|---|---|---|
| Part Number | Inductance (uH) | Tolerance (%) | Test Frequency (Hz) | DCR (mΩ) ±10% | I sat (A) 25℃ | I sat (A) 100℃ | I rms (A) typ. | Fig. |
| SEPI106012LN-70NM-R1210 | 0.070 | ±20 | 0.1V/100K | 0.125 | 135 | 110 | 77 | 1 |
| SEPI106012LN-80NL-R1210 | 0.080 | ±20 | 0.1V/100K | 0.125 | 135 | 110 | 77 | 1 |
| SEPI106012LN-R10L-R1210 | 0.100 | ±20 | 0.1V/100K | 0.125 | 125 | 105 | 77 | 1 |
| SEPI106012LN-R12L-R1210 | 0.120 | ±20 | 0.1V/100K | 0.125 | 105 | 88 | 77 | 1 |
| SEPI106012LN-R15L-R1210 | 0.150 | ±20 | 0.1V/100K | 0.125 | 83 | 78 | 77 | 1 |
| SEPI106012LN-R22L-R1210 | 0.220 | ±20 | 0.1V/100K | 0.125 | 60 | / | 77 | 1 |
| SEPI106012LN-R33L-R1210 | 0.330 | ±20 | 0.1V/100K | 0.125 | 40 | 32 | 77 | 1 |

| 4028 inch AxBxC=10.00x7.00,C=9.00(Max.) Unit : mm | | | | | | | Operating Temperature:-40~+125℃ |
|---|---|---|---|---|---|---|---|
| Part Number | Inductance (uH) | Tolerance (%) | Test Frequency (Hz) | DCR (mΩ) ±10% | I sat (A) 25℃ | I rms (A) typ. | Fig. |
| SEPI100709LN-R10M-R1810 | 0.100 | ±20 | 0.1V/100K | 0.18 | 100 | 70 | 3 |
| SEPI100709LN-R12M-R1810 | 0.120 | ±20 | 0.1V/100K | 0.18 | 100 | 70 | 3 |
| SEPI100709LN-R15M-R1810 | 0.150 | ±20 | 0.1V/100K | 0.18 | 75 | 70 | 3 |
| SEPI100709LN-R18M-R1810 | 0.180 | ±20 | 0.1V/100K | 0.18 | 60 | 70 | 3 |
| SEPI100709LN-R22M-R1810 | 0.220 | ±20 | 0.1V/100K | 0.18 | 44 | 70 | 3 |
| SEPI100709LN-R33M-R1810 | 0.330 | ±20 | 0.1V/100K | 0.18 | 30 | 70 | 3 |
| SEPI100709LN-R40M-R1810 | 0.400 | ±20 | 0.1V/100K | 0.18 | 28 | 70 | 3 |




Halogen-free RoHS

■ Specifications

| 4028 inch AxBxC=10.00x7.00,C=10.00(Max.) Unit : mm | | | | | | Operating Temperature:-40~+125℃ | |
|---|---|---|---|---|---|---|---|
| Part Number | Inductance (uH) | Tolerance (%) | Test Frequency (Hz) | DCR (mΩ) ±5% | I sat (A) 25℃ | I rms (A) typ. | Fig. |
| SEPI100710LN-70NM-R1705 | 0.070 | ±20 | 0.1V/100K | 0.17 | 145 | 70 | 1 |
| SEPI100710LN-R12M-R1705 | 0.120 | ±20 | 0.1V/100K | 0.17 | 90 | 70 | 1 |
| SEPI100710LN-R15M-R1705 | 0.150 | ±20 | 0.1V/100K | 0.17 | 82 | 70 | 1 |
| SEPI100710LN-R20M-R1705 | 0.200 | ±20 | 0.1V/100K | 0.17 | 65 | 70 | 1 |
| SEPI100710LN-R22M-R1705 | 0.220 | ±20 | 0.1V/100K | 0.17 | 55 | 70 | 1 |
| SEPI100710LN-R33M-R1705 | 0.330 | ±20 | 0.1V/100K | 0.17 | 38 | 70 | 1 |

| 4028 inch AxBxC=10.00x7.00,C=10.00(Max.) Unit : mm | | | | | | Operating Temperature:-40~+125℃ | |
|---|---|---|---|---|---|---|---|
| Part Number | Inductance (uH) | Tolerance (%) | Test Frequency (Hz) | DCR (mΩ) ±10% | I sat (A) 25℃ | I rms (A) typ. | Fig. |
| SEPI100710LN-70NL-R1710 | 0.070 | ±15 | 0.1V/100K | 0.17 | 165 | 68 | 1 |
| SEPI100710LN-R10K-R1710 | 0.100 | ±10 | 0.1V/100K | 0.17 | 130 | 68 | 1 |
| SEPI100710LN-R12K-R1710 | 0.120 | ±10 | 0.1V/100K | 0.17 | 107 | 68 | 1 |
| SEPI100710LN-R15K-R1710 | 0.150 | ±10 | 0.1V/100K | 0.17 | 92 | 68 | 1 |
| SEPI100710LN-R20K-R1710 | 0.200 | ±10 | 0.1V/100K | 0.17 | 68 | 68 | 1 |
| SEPI100710LN-R22K-R1710 | 0.220 | ±10 | 0.1V/100K | 0.17 | 62 | 68 | 1 |
| SEPI100710LN-R33K-R1710 | 0.330 | ±10 | 0.1V/100K | 0.17 | 37 | 68 | 1 |

| 4028 inch AxBxC=10.00x7.00,C=10.00(Max.) Unit : mm | | | | | | Operating Temperature:-40~+125℃ | |
|---|---|---|---|---|---|---|---|
| Part Number | Inductance (uH) | Tolerance (%) | Test Frequency (Hz) | DCR (mΩ) ±10% | I sat (A) 25℃ | I rms (A) typ. | Fig. |
| SEPI100710LN-R10M-R1810 | 0.100 | ±20 | 0.1V/100K | 0.185 | 100+ | 68 | 3 |
| SEPI100710LN-R12M-R1810 | 0.120 | ±20 | 0.1V/100K | 0.185 | 90 | 68 | 3 |
| SEPI100710LN-R15M-R1810 | 0.150 | ±20 | 0.1V/100K | 0.185 | 80 | 68 | 3 |
| SEPI100710LN-R18M-R1810 | 0.180 | ±20 | 0.1V/100K | 0.185 | 75 | 68 | 3 |
| SEPI100710LN-R22M-R1810 | 0.220 | ±20 | 0.1V/100K | 0.185 | 55 | 68 | 3 |
| SEPI100710LN-R28M-R1810 | 0.280 | ±20 | 0.1V/100K | 0.185 | 45 | 68 | 3 |
| SEPI100710LN-R33M-R1810 | 0.330 | ±20 | 0.1V/100K | 0.185 | 38 | 68 | 3 |
| SEPI100710LN-R47M-R1810 | 0.470 | ±20 | 0.1V/100K | 0.185 | 26 | 68 | 3 |

# SEPI Series




Halogen-free RoHS

## ■ Specifications

| 4030 inch AxBxC=10.70x7.50,C=12.20(Max.) Unit : mm | | | | | | | | Operating Temperature:-40~+125℃ |
|---|---|---|---|---|---|---|---|---|
| Part Number | Inductance (uH) | Tolerance (%) | Test Frequency (Hz) | DCR (mΩ) ±10% | I sat (A) 25℃ | I sat (A) 100℃ | I rms (A) typ. | Fig. |
| SEPI107512LN-90NK-R1010 | 0.090 | ±10 | 1V/100K | 0.103 | 157 | 128 | 84 | 2 |
| SEPI107512LN-R10K-R1010 | 0.100 | ±10 | 1V/100K | 0.103 | 148 | 120 | 84 | 2 |
| SEPI107512LN-R12K-R1010 | 0.120 | ±10 | 1V/100K | 0.103 | 118 | 100 | 84 | 2 |
| SEPI107512LN-R15K-R1010 | 0.150 | ±10 | 1V/100K | 0.103 | 98 | 80 | 84 | 2 |

| 4230 inch AxBxC=10.70x7.50,C=9.70(Max.) Unit : mm | | | | | | | | Operating Temperature:-40~+125℃ |
|---|---|---|---|---|---|---|---|---|
| Part Number | Inductance (uH) | Tolerance (%) | Test Frequency (Hz) | DCR (mΩ) ±5% | I sat (A) 25℃ | I sat (A) 100℃ | I rms (A) typ. | Fig. |
| SEPI107597LN-R22K-R2305 | 0.220 | ±10 | 0.1V/100K | 0.23 | 80 | 60 | 61 | 3 |
| SEPI107597LN-R27K-R2305 | 0.270 | ±10 | 0.1V/100K | 0.23 | 60 | 45 | 61 | 3 |
| SEPI107597LN-R30K-R2305 | 0.300 | ±10 | 0.1V/100K | 0.23 | 50 | 41 | 61 | 3 |
| SEPI107597LN-R40K-R2305 | 0.400 | ±10 | 0.1V/100K | 0.23 | 36 | 29 | 61 | 3 |

| 4032 inch AxBxC=10.00x8.00,C=10.00(Max.) Unit : mm | | | | | | | Operating Temperature:-40~+125℃ |
|---|---|---|---|---|---|---|---|
| Part Number | Inductance (uH) | Tolerance (%) | Test Frequency (Hz) | DCR (mΩ) ±10% | I sat (A) 25℃ | I rms (A) typ. | Fig. |
| SEPI100810LN-R10M-R1310 | 0.100 | ±10 | 0.1V/100K | 0.13 | 100 | 65 | 1 |
| SEPI100810LN-R12M-R1310 | 0.120 | ±10 | 0.1V/100K | 0.13 | 100 | 65 | 1 |
| SEPI100810LN-R15M-R1310 | 0.150 | ±10 | 0.1V/100K | 0.13 | 75 | 65 | 1 |
| SEPI100810LN-R27M-R1310 | 0.270 | ±10 | 0.1V/100K | 0.13 | 42 | 65 | 1 |

# DWC 321622N Series

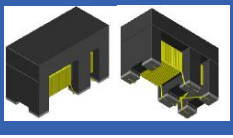

## ■ Dimensions (Units: mm)

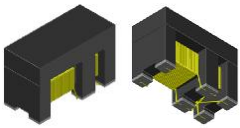

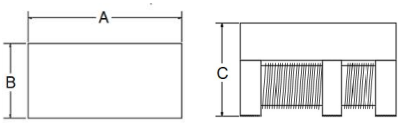


| P/N | A | B | C |
|---|---|---|---|
| DWC321622 | 3.40±0.20 | 1.60±0.20 | 2.20±0.20. |

## ■ Specifications

■For 10/100/1G Base-T

| 1206 inch AxBxC=3.40x1.60x2.20 Unit : mm Operating Temperature:-40~+85℃ | | | | | |
|---|---|---|---|---|---|
| Part Number | Inductance(uH) (DC bias 0mA) ①to④ or ②to③ | Test Frequency (kHz/0.1V) | Insertion loss 1-100MHz (dB) | Return loss 1-100MHz (dB) | |
| | 30 min. | 100 | -1.0 typ. | -12 typ. | |
| DWC321622NF-300 | DCR(Ω) ⑤to⑥ (①short②) | Rated Current (mA)max. | Rated Volt. (Vdc)max. | Common mode Impedance (Ω) (100MHz) (③④to⑤⑥) | Turns ratio ①to⑤ : ②to⑥ |
| | 3.0 typ. | 200 | 50 | 400 typ. | 1:1 |

# DWC 321622N Series

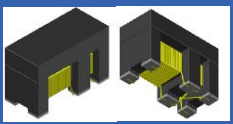

## ■ Specifications

■For 1G, 2.5/5G Base-T

| 1206 inch AxBxC=3.40x1.60x2.20 Unit : mm | | | | | Operating Temperature:-40~+85℃ |
|---|---|---|---|---|---|
| Part Number | Inductance(uH) (DC bias 0mA) ①to④ or ②to③ | Test Frequency (kHz/0.1V) | Insertion loss 1-125MHz (dB) | | Return loss 1-125MHz (dB) |
| | 30 min. | 100 | -1.5 typ. | | -10 typ. |
| DWC321622NF-300-G | DCR(Ω) ⑤to⑥ (①short②) | Rated Current (mA)max. | Rated Volt. (Vdc)max. | Common mode Impedance (Ω) (100MHz) (③④to⑤⑥) | Turns ratio ①to⑤ : ②to⑥ |
| | 2.5 typ. | 200 | 50 | 400 typ. | 1:1 |

# TXF 353229 Series

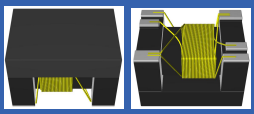

## ■ Dimensions (Units: mm)

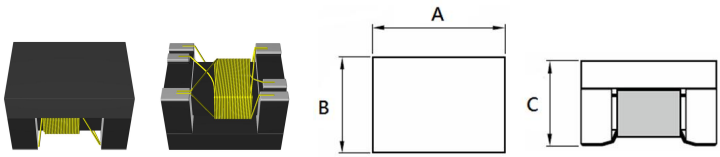


| P/N | A | B | C |
|---|---|---|---|
| TXF353229 | 3.50±0.20 | 3.20±0.20 | 2.90 max. |

## ■ Specifications

| 1210 inch AxBxC=3.50x3.20x2.90 Unit : mm | | | | Operating Temperature:-40~+85℃ | | |
|---|---|---|---|---|---|---|
| Part Number | Inductance(uH) (DC bias 0mA) ①to② or ④to⑤ | Test Frequency (kHz/0.1V) | Insertion loss 1-100MHz (dB)max. | Capacitance (pF)max. ③to⑥ | Turns ratio ①to② : ④to⑤ | HI-POT ①②⑥to ④⑤③ |
| TXF353229NF-121 | 120 min. | 100 | -1.0 | 35 | 1:1 | AC 1.5KV 60SEC |
| TXF353229NF-181 | 180 min. | 100 | -1.0 | 35 | 1:1 | AC 1.5KV 60SEC |

# TXF 453229 Series

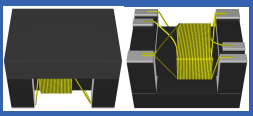

## ■ Dimensions (Units: mm)

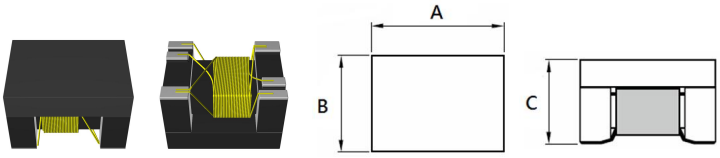


| P/N | A | B | C |
|---|---|---|---|
| TXF453229 | 4.60±0.20 | 3.25±0.20 | 2.90 max. |

## ■ Specifications

**1812 inch AxBxC=4.60x3.25x2.90 Unit : mm Operating Temperature:-40~+85℃**

| Part Number | Inductance(uH) ①to② or ④to⑤ | Test Frequency (kHz/0.1V) | Insertion loss 1-100MHz (dB)max. | Capacitance (pF)typ. ③to⑥ | Turns ratio ①to② or ④to⑤ | HI-POT ①②⑥to ④⑤③ |
|---|---|---|---|---|---|---|
| TXF453229NF-121 | 120 min. | 100 | -1.5 | 35 | 1:1 | AC 1.5KV 60SEC |
| TXF453229NF-181 | 180 min. | 100 | -1.5 | 35 | 1:1 | AC 1.5KV 60SEC |

**1812 inch AxBxC=4.60x3.25x2.90 Unit : mm Operating Temperature:-40~+85℃**

| Part Number | Inductance(uH) (DC bias 0mA) ①to② or ④to⑤ | Inductance(uH) (DC bias 8mA) ①to② or ④to⑤ | Test Frequency (kHz/0.1V) | Insertion loss 1-100MHz (dB)max. | Capacitance (pF)typ. ③to⑥ | Turns ratio ①to② : ④to⑤ | HI-POT ①②⑥to ④⑤③ |
|---|---|---|---|---|---|---|---|
| TXF453229NF-381 | 380 min. | 350 min. | 100 | -1.5 | 35 | 1:1 | AC 1.5KV 60SEC |

# WCM 2012 Series-G

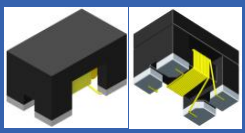

## ■ Dimensions (Units: mm)

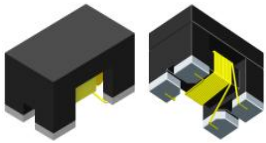

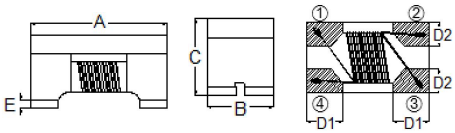


| P/N | A | B | C | D1 | D2 | E |
|---|---|---|---|---|---|---|
| WCM2012 | 2.00±0.20 | 1.20±0.20 | 1.20±0.20. | 0.50±0.10 | 0.51±0.10 | 0.15±0.10 |

## ■ Specifications

■ For 1G, 2.5/5G Base-T

**0805 inch AxBxC=2.00x1.20x1.20 Unit : mm Operating Temperature:-40~+125℃**

| Part Number | Common mode Impedance (Ω) | Test Frequency (MHz) | Insertion Loss 1~250MHz | DC Resistance (Ω)max. | Rated Current (mA) max. | Rated Volt.(Vdc) max. | Withstand Volt.(Vdc) max. | IR (Ω) min. |
|---|---|---|---|---|---|---|---|---|
| WCM2012F2SF-900T04-G | 90±25% | 100 | -0.3dB typ.<br>-0.5dB min. | 0.30 | 400 | 50 | 125 | 10M |
| WCM2012F2SF-801-G | 800±25% | 100 | -0.4dB typ.<br>-0.6dB min. | 0.88 | 300 | 50 | 125 | 10M |

## ■ Impedance-Frequency Characteristics (Typical)

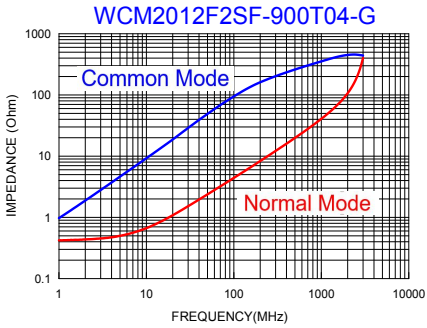


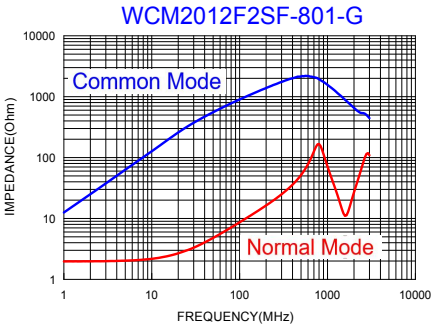

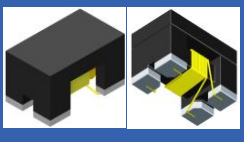

■ Insertion Loss

WCM2012F2SF-900T04-G

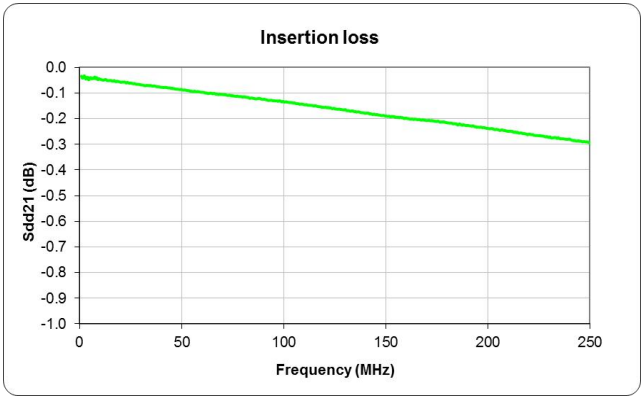


WCM2012F2SF-801-G

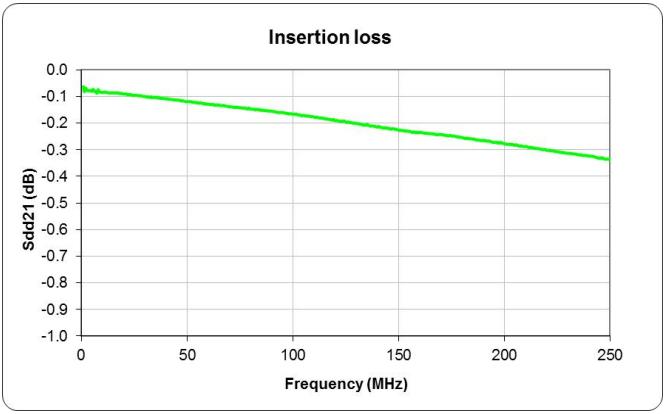

# WCM 2012 Series-H

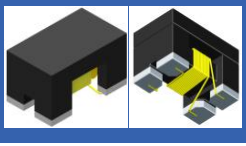

## ■ Dimensions (Units: mm)

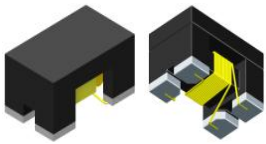

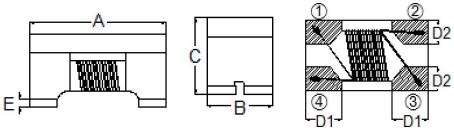


| P/N | A | B | C | D1 | D2 | E |
|---|---|---|---|---|---|---|
| WCM2012 | 2.00±0.20 | 1.20±0.20 | 1.20±0.20. | 0.50±0.10 | 0.51±0.10 | 0.15±0.10 |

## ■ Specifications

**0805 inch AxBxC=2.00x1.20x1.20 Unit : mm Operating Temperature:-40~+125℃**

| Part Number | Common mode Impedance (Ω) | Test Frequency (MHz) | Insertion Loss 1~500MHz | DC Resistance (Ω)max. | Rated Current (mA) max. | Rated Volt.(Vdc) max. | Withstand Volt.(Vdc) max. | IR (Ω) min. |
|---|---|---|---|---|---|---|---|---|
| WCM2012F2SF-900T04-H | 90±25% | 100 | -0.6dB typ.<br>-0.8dB min. | 0.30 | 400 | 50 | 125 | 10M |

## ■ Impedance-Frequency Characteristics (Typical)

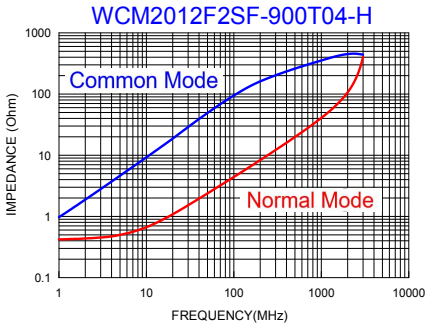

# WCM 2012 Series-H

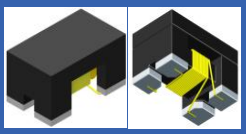

■ Insertion Loss

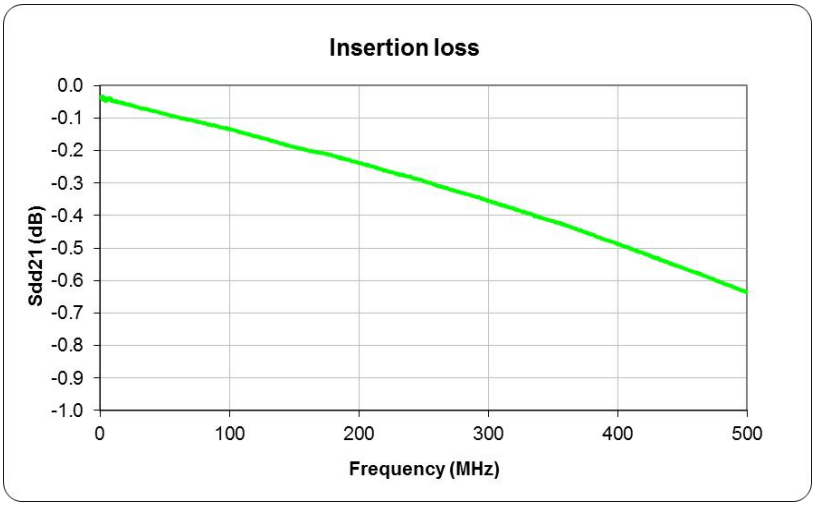

# LAN Series



## ■ Dimensions (Unit: mm)

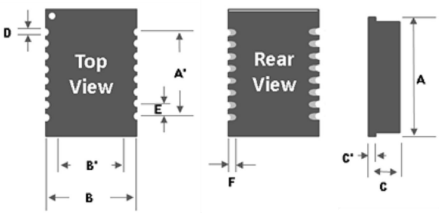


Fig.1

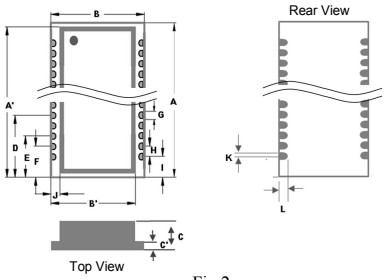


Fig.2

| P/N | A | A' | B | B' | C | C' | D | E | F | Fig. |
|---|---|---|---|---|---|---|---|---|---|---|
| LAN-12M162P7D8 | 12.70±0.25 | 8.89±0.25 | 8.67±0.25 | 7.20±0.25 | 4.00±0.25 | 0.80±0.05 | 0.60±0.10 | 1.27±0.25 | 1.00±0.25 | 1 |
| LAN-12M162P7B0 | 12.70±0.25 | 8.89±0.25 | 8.67±0.25 | 7.20±0.25 | 4.00±0.25 | 0.80±0.05 | 0.60±0.10 | 1.27±0.25 | 1.00±0.25 | 1 |
| LAN-12M162L7A8 | 12.70±0.25 | 8.89±0.25 | 8.67±0.25 | 7.20±0.25 | 4.00±0.25 | 0.80±0.05 | 0.60±0.10 | 1.27±0.25 | 1.00±0.25 | 1 |
| LAN-12M162C7A8 | 12.70±0.10 | 8.87±0.10 | 9.00±0.10 | 7.20±0.10 | 4.00±0.10 | 0.80±0.10 | 0.60±0.10 | 1.27±0.10 | 1.00±0.10 | 1 |
| LAN-12M162C7A0 | 12.70±0.10 | 8.87±0.10 | 9.00±0.10 | 7.20±0.10 | 4.00±0.10 | 0.80±0.10 | 0.60±0.10 | 1.27±0.10 | 1.00±0.10 | 1 |

| P/N | A | A' | B | B' | C | C' | D | E | F | G | H | I | J | K | L | Fig. |
|---|---|---|---|---|---|---|---|---|---|---|---|---|---|---|---|---|
| LAN-16G241P1A8 | 16.50 | 16.00 | 10.30 | 9.65 | 4.10 | 0.80 | 6.75 | 4.75 | 3.75 | 0.40 | 1.00 | 2.75 | 0.65 | 0.20 | 1.00 | 2 |
| LAN-16G241L1A8 | 16.50 | 16.00 | 10.30 | 9.65 | 4.10 | 0.80 | 6.75 | 4.75 | 3.75 | 0.40 | 1.00 | 2.75 | 0.65 | 0.20 | 1.00 | 2 |
| LAN-17G241P7C8 | 17.53 | 17.03 | 14.60 | 13.92 | 4.50 | 1.00 | 6.86 | 4.32 | 3.05 | 0.40 | 1.27 | 1.78 | 0.67 | 0.20 | 1.10 | 2 |
| LAN-28G481P1A8 | 28.58 | 28.08 | 14.60 | 13.99 | 5.00 | 1.20 | 6.64 | 4.60 | 3.58 | 0.50 | 1.02 | 2.56 | 0.62 | 0.25 | 1.00 | 2 |
| LAN-16E241L1A8 | 16.50 | 16.00 | 10.30 | 9.65 | 4.10 | 0.80 | 6.75 | 4.75 | 3.75 | 0.40 | 1.00 | 2.75 | 0.65 | 0.20 | 1.00 | 2 |
| LAN-16J241Q1A9 | 16.50 | 16.00 | 10.30 | 9.65 | 4.10 | 0.80 | 6.75 | 4.75 | 3.75 | 0.40 | 1.00 | 2.75 | 0.65 | 0.20 | 1.00 | 2 |
| LAP-16J241Q1A9 | 16.50 | 16.00 | 10.30 | 9.65 | 4.10 | 0.80 | 6.75 | 4.75 | 3.75 | 0.40 | 1.00 | 2.75 | 0.65 | 0.20 | 1.00 | 2 |
| LAN-16G241C1A8 | 16.50 | 15.99 | 10.00 | 9.50 | 4.15 | 0.80 | 6.75 | 4.75 | 3.75 | 0.40 | 1.00 | 2.75 | 0.65 | 0.20 | 1.00 | 2 |
| LAN-17G241C7A8 | 17.53 | 17.03 | 14.60 | 13.92 | 4.50 | 1.00 | 6.86 | 4.32 | 3.05 | 0.40 | 1.27 | 1.78 | 0.67 | 0.20 | 1.10 | 2 |
| LAN-16E241C1A8 | 16.50 | 15.99 | 10.00 | 9.50 | 4.15 | 0.80 | 6.75 | 4.75 | 3.75 | 0.40 | 1.00 | 2.75 | 0.65 | 0.20 | 1.00 | 2 |

# LAN Series



## ■ Specifications

**For 10/100M Ethernet, Inductor Type**
**AxBxC=12.70x8.67x4.00 Unit : mm** **Operating Temperature:-40~+85℃**

| Part Number | Insertion Loss (dB Max) | Return Loss (dB Min) | | | | Cross talk (dB Min) | DCMR (dB Min) | | Fig. |
|---|---|---|---|---|---|---|---|---|---|
| | 1~100 MHz | 1~30 MHz | 40 MHz | 50 MHz | 60~80 MHz | 1~100 MHz | 1~60 MHz | 60~100 MHz | |
| LAN-12M162P7D8 | -1.2 | -18 | -15.5 | -13.5 | -10 | -38 | -33 | -26 | 1 |
| LAN-12M162P7B0 | -1.2 | -18 | -15.5 | -13.5 | -10 | -38 | -33 | -26 | 1 |
| LAN-12M162L7A8 | -1.2 | -18 | -15.5 | -13.5 | -10 | -38 | -33 | -26 | 1 |

**For 1G Ethernet, Inductor Type**
**AxBxC=16.50x10.30x4.10 Unit : mm** **Operating Temperature:-40~+85℃**

| Part Number | Insertion Loss (dB Max) | Return Loss (dB Min) | | | | | Cross talk (dB Min) | DCMR (dB Min) | | Fig. |
|---|---|---|---|---|---|---|---|---|---|---|
| | 1~100 MHz | 1~30 MHz | 40 MHz | 50 MHz | 60~80 MHz | 100 MHz | 1~100 MHz | 1~60 MHz | 60~100 MHz | |
| LAN-16G241P1A8 | -1.1 | -18 | -14.4 | -13.1 | -12 | -10 | -35 | -35 | -30 | 2 |
| LAN-16G241L1A8 | -1.1 | -18 | -14.4 | -13.1 | -12 | -10 | -35 | -35 | -30 | 2 |

**For 1G Ethernet, Inductor Type**
**AxBxC=17.53x14.60x4.50 Unit : mm** **Operating Temperature:-40~+85℃**

| Part Number | Insertion Loss (dB Max) | Return Loss (dB Min) | | | | | Cross talk (dB Min) | DCMR (dB Min) | | Fig. |
|---|---|---|---|---|---|---|---|---|---|---|
| | 1~100 MHz | 1~30 MHz | 40 MHz | 50 MHz | 60~80 MHz | 100 MHz | 1~100 MHz | 1~60 MHz | 60~100 MHz | |
| LAN-17G241P7C8 | -1.1 | -18 | -14.4 | -13.1 | -12 | -10 | -35 | -35 | -30 | 2 |

**For 1G Ethernet, Inductor Type**
**AxBxC=28.58x14.60x5.00 Unit : mm** **Operating Temperature:-40~+85℃**

| Part Number | Insertion Loss (dB Max) | Return Loss (dB Min) | | | | | Cross talk (dB Min) | DCMR (dB Min) | | Fig. |
|---|---|---|---|---|---|---|---|---|---|---|
| | 1~100 MHz | 1~30 MHz | 40 MHz | 50 MHz | 60~80 MHz | 100 MHz | 1~100 MHz | 1~60 MHz | 60~100 MHz | |
| LAN-28G481P1A8 | -1.1 | -18 | -14.4 | -13.1 | -12 | -10 | -35 | -35 | -30 | 2 |

# LAN Series



## ■ Specifications

**For 2.5/5G Ethernet, Inductor Type**
**AxBxC=16.50x10.30x4.10 Unit : mm** **Operating Temperature:-40~+85℃**

| Part Number | OCL (uH Min) @100KHz/0.1V with 8mA DC Bias | Insertion Loss (dB Max) | | Return Loss (dB Min) | | Cross talk (dB Min) | DCMR (dB Min) | | Fig. |
|---|---|---|---|---|---|---|---|---|---|
| | | 1~100 MHz | 100<f≦ 250MHz | 1≦f≦ 40MHz | 40≦f≦ 250MHz | 1≦f≦250MHz | 1<f≦ 30MHz | 30<f≦ 250MHz | |
| LAN-16E241L1A8 | 120 | -1.0 | -2.0 | -16 | $-(16-10\log_{10}(f/40))$ | $-(43.1-20\log_{10}(f/100))$ | -48 | $-(44-19.2\log_{10}(f/50))$ | 2 |

**For 10G Ethernet, Inductor Type**
**AxBxC=16.50x10.30x4.10 Unit : mm** **Operating Temperature:-40~+85℃**

| Part Number | OCL (uH Min) @100KHz/0.1V | Insertion Loss (dB Max) | Return Loss (dB Min) | | Cross talk (dB Min) | DCMR (dB Min) | | Fig. |
|---|---|---|---|---|---|---|---|---|
| | | 1-500 MHz | 1≦f≦ 40MHz | 40≦f≦ 500MHz | 1~500 MHz | 1~250 MHz | 250~500 MHz | |
| LAN-16J241Q1A9 | 120 | -3.0 | -16 | $-(16-10\log_{10}(f/40))$ | -30 | -30 | -22 | 2 |
| LAP-16J241Q1A9 | 120 | -3.0 | -16 | $-(16-10\log_{10}(f/40))$ | -30 | -30 | -22 | 2 |

**For 10/100M Ethernet, Capacitor Type**
**AxBxC=12.70x9.00x4.00 Unit : mm** **Operating Temperature:-40~+85℃**

| Part Number | Insertion Loss (dB Max) | Return Loss (dB Min) | | | DCMR (dB Min) | | | Fig. |
|---|---|---|---|---|---|---|---|---|
| | 1~100MHz | 30MHz | 60MHz | 100MHz | 30MHz | 60MHz | 100MHz | |
| LAN-12M162C7A8 | -1 | -20 | -15 | -10 | -25 | -25 | -25 | 1 |
| LAN-12M162C7A0 | -1 | -20 | -15 | -10 | -25 | -25 | -25 | 1 |

**For 1G Ethernet, Capacitor Type**
**AxBxC=16.50x10.00x4.15 Unit : mm** **Operating Temperature:-40~+85℃**

| Part Number | Insertion Loss (dB Max) | Return Loss (dB Min) | | | DCMR (dB Min) | | | Fig. |
|---|---|---|---|---|---|---|---|---|
| | 1~100MHz | 30MHz | 60MHz | 100MHz | 30MHz | 60MHz | 100MHz | |
| LAN-16G241C1A8 | -1 | -20 | -15 | -10 | -25 | -25 | -25 | 2 |

# LAN Series



## ■ Specifications

**For 1G Ethernet, Capacitor Type**
**AxBxC=17.53x14.60x4.50 Unit : mm** **Operating Temperature:-40~+85℃**

| Part Number | Insertion Loss (dB Max) | Return Loss (dB Min) | | | DCMR (dB Min) | | | Fig. |
|---|---|---|---|---|---|---|---|---|
| | 1~100MHz | 30MHz | 60MHz | 100MHz | 30MHz | 60MHz | 100MHz | |
| LAN-17G241C7A8 | -1 | -20 | -15 | -10 | -25 | -25 | -25 | 2 |

**For 2.5/5G Ethernet, Capacitor Type**
**AxBxC=16.50x10.00x4.15 Unit : mm** **Operating Temperature:-40~+85℃**

| Part Number | Insertion Loss (dB Max) | Return Loss (dB Min) | | | DCMR (dB Min) | | | Fig. |
|---|---|---|---|---|---|---|---|---|
| | 1~100MHz | 30MHz | 60MHz | 100MHz | 30MHz | 60MHz | 100MHz | |
| LAN-16E241C1A8 | -1 | -20 | -15 | -10 | -25 | -25 | -25 | 2 |



## ■ Schematic and Pin Define

**LAN-12M162P7D8**

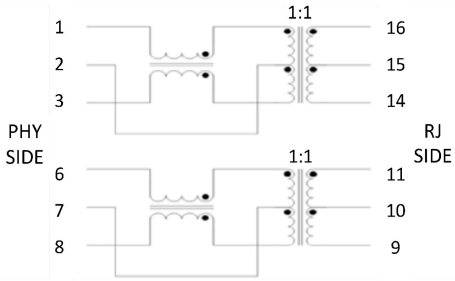


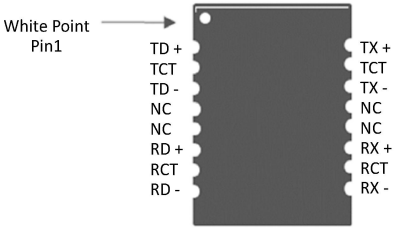


**LAN-12M162P7B0**

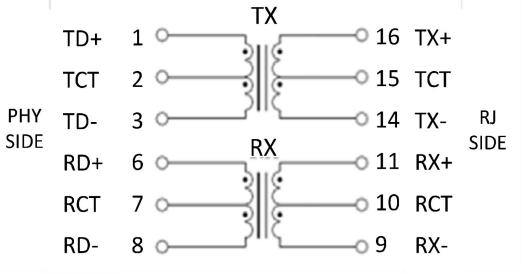


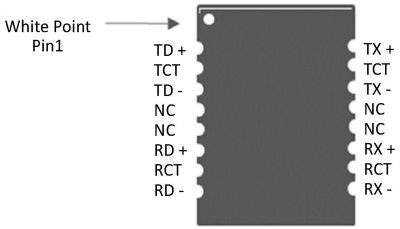


**LAN-12M162L7A8**

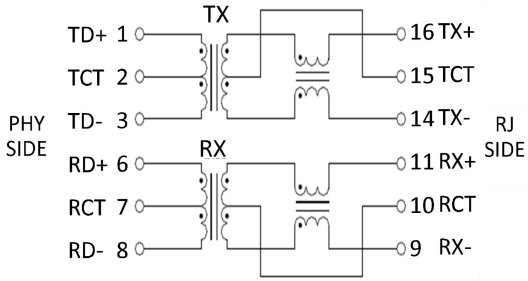


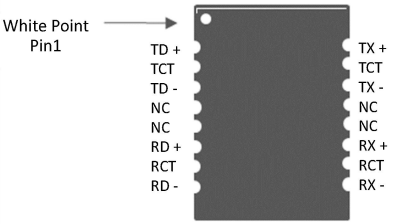



■ Schematic and Pin Define

**LAN-16G241P1A8**

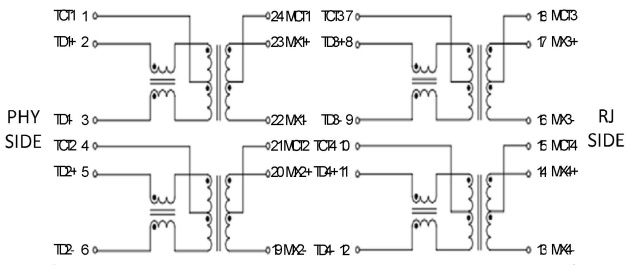


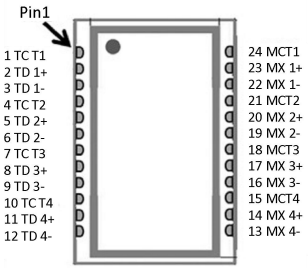


**LAN-16G241L1A8**

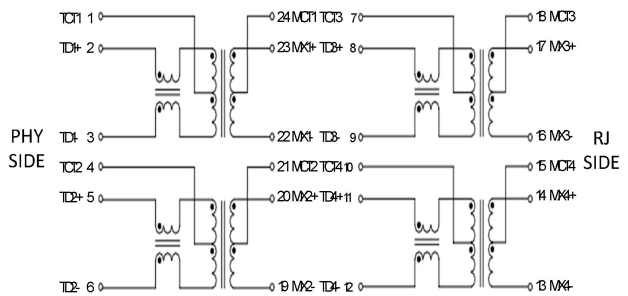


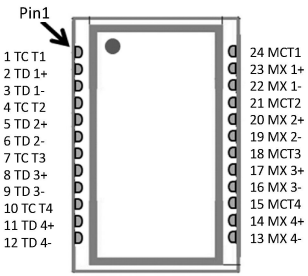


**LAN-17G241P7C8**

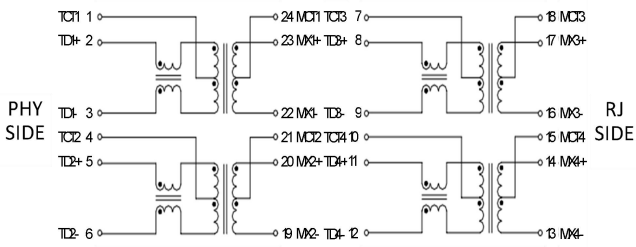


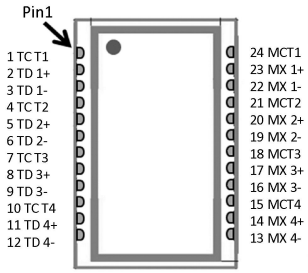

# LAN Series



Halogen-free RoHS

## ■ Schematic and Pin Define

### LAN-28G481P1A8

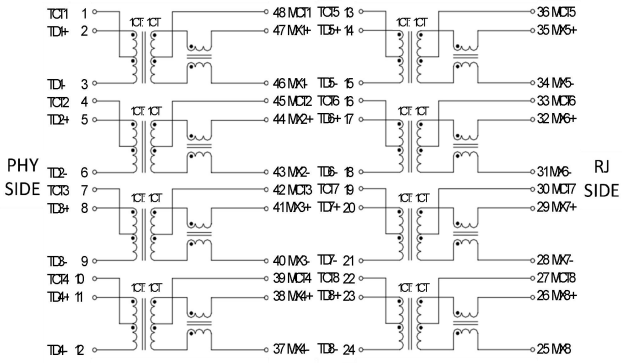


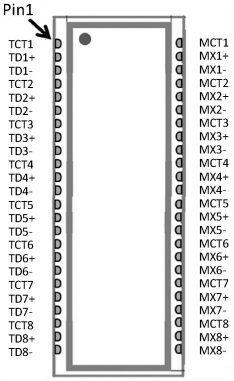


### LAN-16E241L1A8

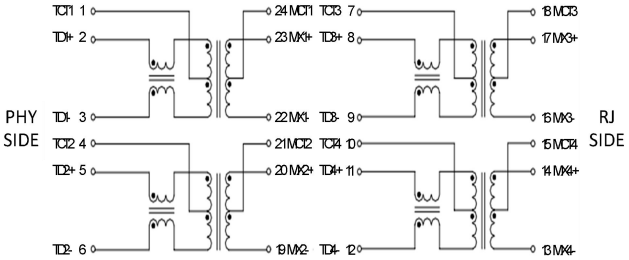


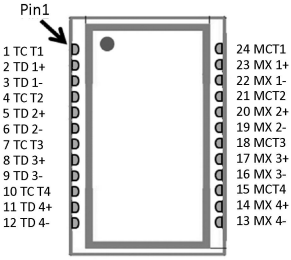


### LAN-16J241Q1A9

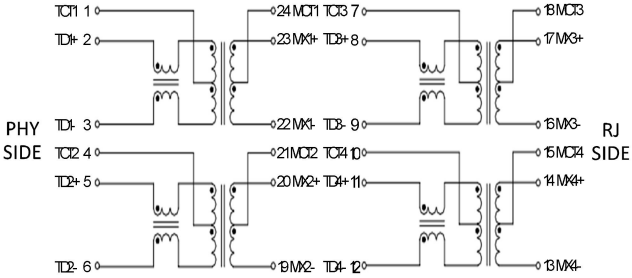


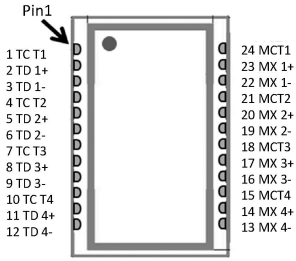



■ Schematic and Pin Define

**LAP-16J241Q1A9**

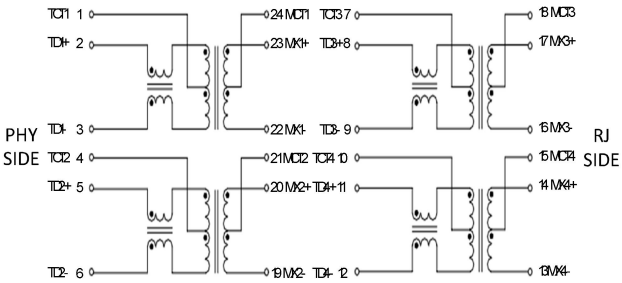


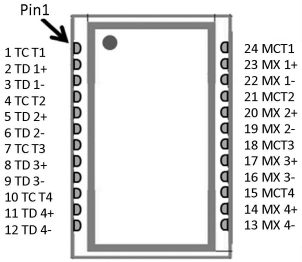


**LAN-12M162C7A8**

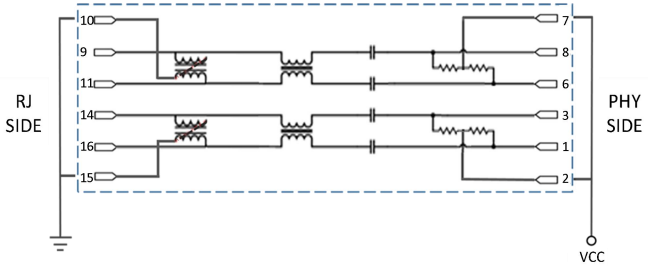


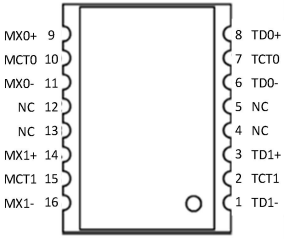


**LAN-12M162C7A0**

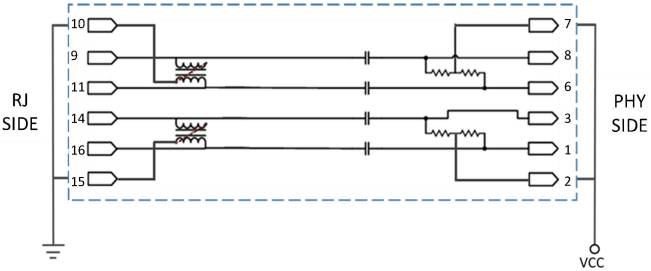


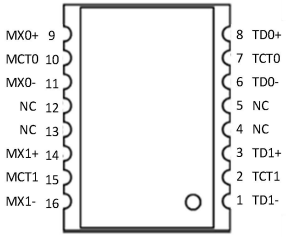

# LAN Series



## ■ Schematic and Pin Define

### LAN-16G241C1A8

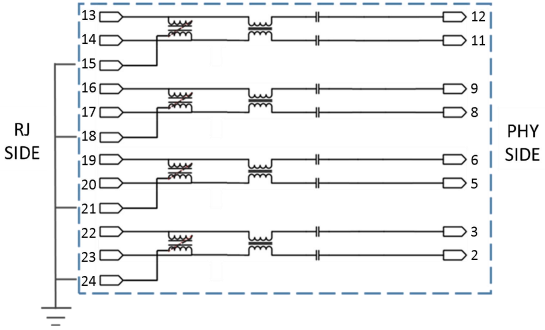


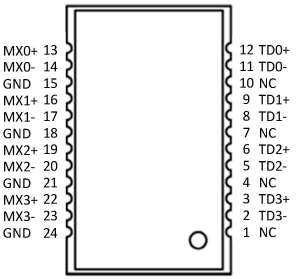


### LAN-17G241C7A8

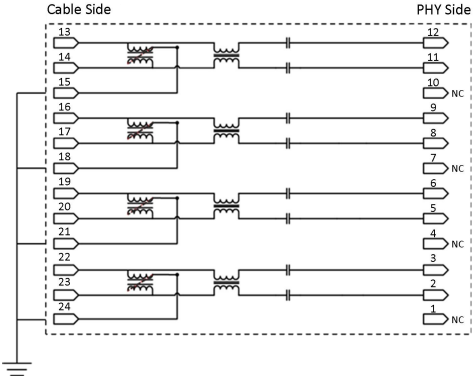


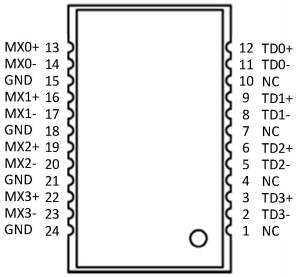


### LAN-16E241C1A8

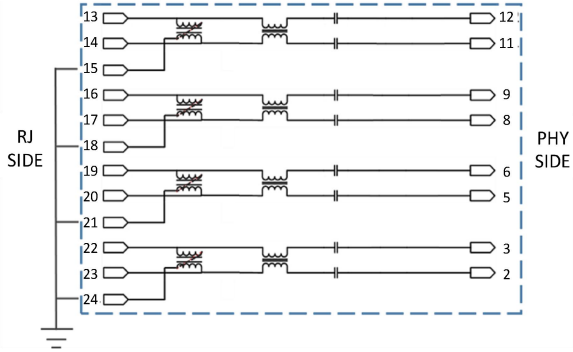


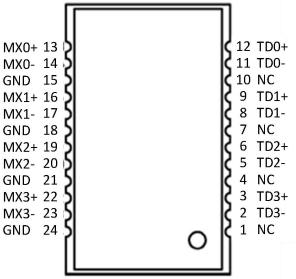

西北臺慶科技股份有限公司

TAI-TECH ADVANCED ELECTRONICS CO.,LTD.


**西北臺慶科技股份有限公司**
**TAI-TECH Advanced Electronics Co.,Ltd**

郵編:32661
臺灣省桃園市楊梅區幼獅工業區幼四路一號
No.1 Yau 4th Road,Youth Industrial District,Yang Mei,
Tao Yuan City,Taiwan,R.O.C.
TEL:+886-3-4641148
FAX:+886-3-4643565
http://www.tai-tech.com.tw
E-mail:sales @tai-tech.com.tw

**臺慶精密電子(昆山)有限公司**
**TAI-TECH Advanced Electronics(Kunshan)CO.,Ltd**

郵編:215333
中国江蘇省昆山市高科技開發區郭石路925號
No.925,Guoshi Road,Hi-Tech Industrial Development Zone ,
Kuanshan,Jiangsu,China.
TEL:+86-512-57619396
FAX:+86-512-57619688

**慶邦電子元器件(泗洪)有限公司**
**TAIPAQ Electronics(Si-hong)Co.,Ltd**

郵編:223900
江蘇省宿遷市泗洪縣杭州東路22號
No.22 Hangzhou East Road,
Sihongcounty,suqian City,Jiangsu.China.
TEL:+86-527-88601191
FAX:+86-527-88601190

**西北臺慶科技股份有限公司(華南辦公室)**
**TAI-TECH Advanced Electronics(Dongguan)Co.,Ltd**

郵編:523750
廣東省東莞市黃江鎮雞啼崗村東環五街二號
No.2 East Ring Street 5,Jitigang Village
Huang Jiang Town, Dong Guan City.
Guang Dong Province, China.
TEL:+86-769-86536633


快速查询